

Grey Whale 200

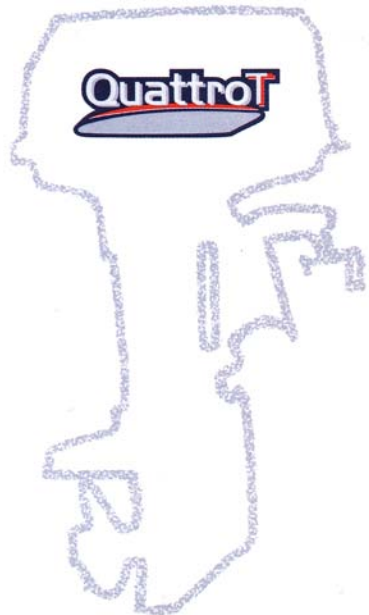
Fin Whale 225

Production year 2011

Production année 2011

PARTS CATALOGUE

CATALOGUE DE PIÈCES DÉTACHÉES



ENGINE STARTING SERIAL NUMBER

Grey Whale 200 dx (6AL):1005330

Grey Whale 200 sx (6AM):1000626

Fin Whale 225 dx (6AS):1004025

Fin Whale 225 sx (6AT):1000388



FOREWORD

This Parts Catalogue is related to the parts for the model(s) on the cover page. When you are ordering replacement parts, please refer to this Parts Catalogue and quote both part numbers and part names correctly.

1. Modifications or additions which have been made after the issue of the Parts Catalogue will be announced in the Parts News.
It is advisable that you make the necessary corrections to the Parts Catalogue according to the Parts News.

2. Abbreviations

The following abbreviations are used in this Parts Catalogue.

“UR” Use specified parts number.

“UN” Use as many as needed.

“AP” Alternate Parts

“LM” Locally Made (Parts need to be ordered locally)

“F#” Frame No. (Applicable machine No.)

“O/S” Over Size

3. The number of components for assembly

- Parts, which are to be supplied in an assembly, are listed with a dot (.) in front of the part name as shown below.
- The numeral appearing to the right of each component part indicates the quantity of parts for each assembly unit.

PART NO.	DESCRIPTION	Q'TY	REMARKS
2F5-83310-60	FRONT FLASHER LIGHT ASSY	2	
115-83311-60	.BULB (6V-18W)	1	

4. Applicable colours of graphics are represented in the “REMARKS” as shown below.

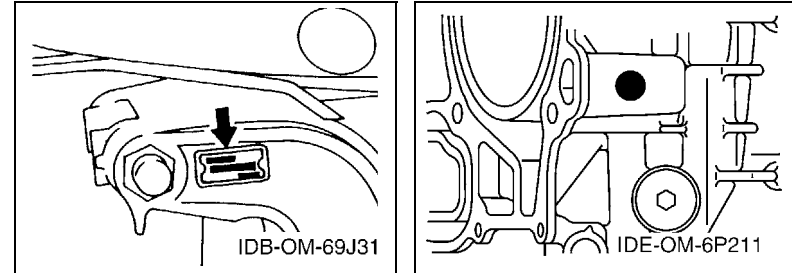
PART NO.	DESCRIPTION	Q'TY	REMARKS
2N4-24110-00-X5	FUEL TANK COMP.	2	MXR
3J1-24240-10	.GRAPHIC, FUEL TANK	1	FOR MXR

5. Note that the illustrations for reference in finding parts numbers are not to be used for assembling. When assembling, please use the applicable service manual.

6. The asterisk (*) before a reference number indicates modified items after the first edition.

7. Applicable Serial No.

Engine Serial No.



8. Applicable Engine Starting Serial No.

Model	Serial No.	Model	Serial No.
Æ00	6AL-1005330	Æ00A ç	AM-1000626
Æ25	6AS-1004025	Æ25 ç	6AT-1000388

9. Applicable Colour Code

Abbreviation	Colour Name	Colour Code
DBN1	DARK BLUISH GRAY 1	008D

10. Quantity Column Information

Column No.	Name Of Q'ty Column	Applicable Model
1	6ALB	F200CET
2	6ASA	F225BET
3	6AMB	FL200CET
4	6ATA	FL225BET

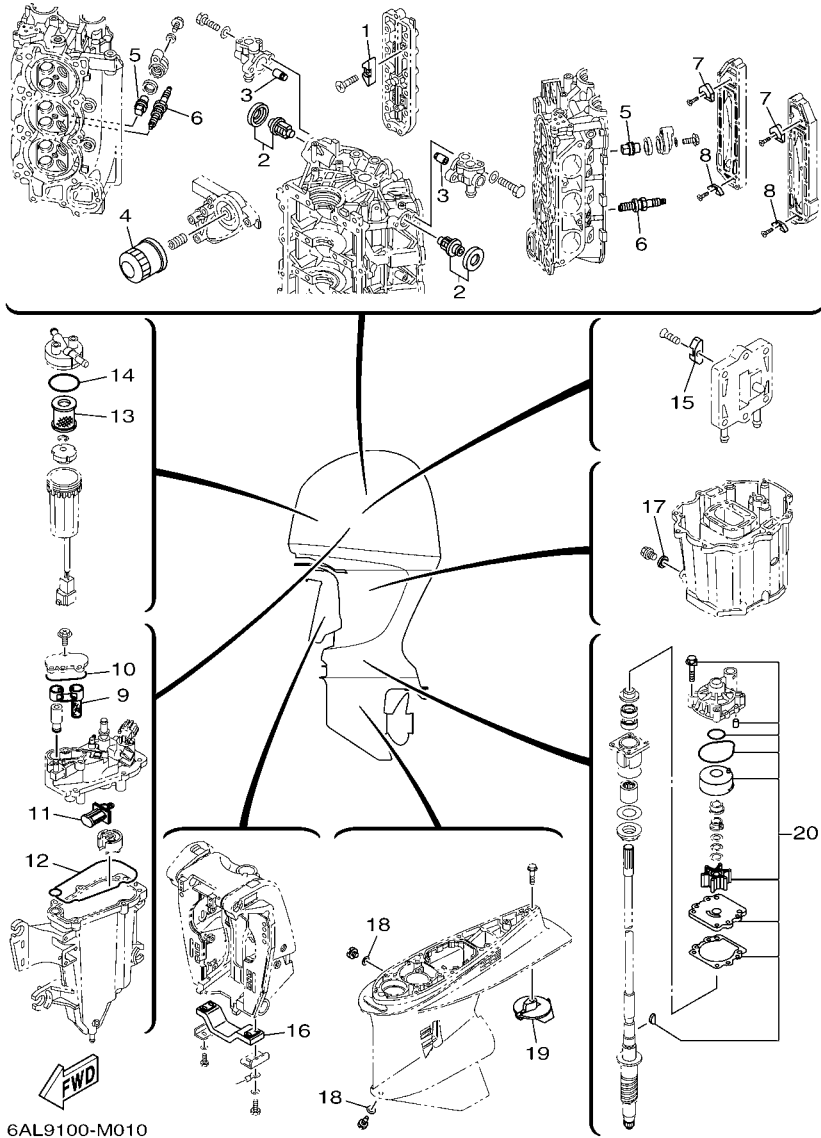


FIG. 1 SCHEDULED SERVICE PARTS PIÈCES MAINTENANCE PERIODIQUE

REF. NO.	PART NO. N° PIÈCES	DESCRIPTION DESCRIPTION	6ALB	6ASA	6AMB	6ATA	REMARKS REMARQUES
1	6E5-11325-00	ANODE ANODE	4	4	4	4	
2	67F-12411-01	THERMOSTAT THERMOSTAT	2	2	2	2	
3	6P3-11325-00	ANODE ANODE	2	2	2	2	
4	69J-13440-03	ELEMENT ASSY, OIL CLEANER ELEMENT, FILTRE A HUILE	1	1	1	1	
5	67F-11325-01	ANODE ANODE	4	4	4	4	
6	94702-00400	PLUG, SPARK (NGK LFR6A-11) BOUGIE D'ALLUMAGE(NGK LFR6A-11)	6	6	6	6	
7	6P2-11325-00	ANODE ANODE	2	2	2	2	
8	6E5-11325-00	ANODE ANODE	2	2	2	2	
9	6CB-24501-01	FILTER, FUEL FILTRE	1	1	1	1	
10	6CB-13016-00	O-RING JOINT TORIQUE	1	1	1	1	
11	63P-13915-00	FILTER FILTRE	1	1	1	1	
12	6CB-14984-00	GASKET, FLOAT CHAMBER JOINT, CUVE DE FLOTTEUR	1	1	1	1	
13	6P3-24563-01	ELEMENT, FILTER ELEMENT, FILTRE	1	1	1	1	
14	6P3-24564-00	GASKET JOINT	1	1	1	1	
15	6E5-11325-00	ANODE ANODE	1	1	1	1	
16	6G5-45251-02	ANODE ANODE	1	1	1	1	
17	90430-14M09	GASKET JOINT	1	1	1	1	
18	90430-08020	GASKET JOINT	2	2	2	2	
19	61A-45371-00	TAB-TRIM ANODE DERIVE	1	1	1	1	
20	61A-W0078-A3	WATER PUMP REPAIR KIT KIT DE REPARATION DE LA POMPE	1	1	1	1	

FIG. 1 TOP COWLING

CAPOT SUPERIEUR

REF. NO.	PART NO. N° PIECES	DESCRIPTION DESCRIPTION	6AL5	6AS4	6AM5	6AT4	REMARKS REMARQUES
1	1504776	TOP COWLING ASSY CAPOT (ENS.)	1		1		
	1504778	TOP COWLING ASSY CAPOT (ENS.)		1		1	
2	6P2-42613-00	.MOLDING, AIR DUCT .MANCHON A AIR	1	1	1	1	
3	90179-06M28	.NUT .ECROU	9	9	9	9	
4	68F-42647-01-94	.HOLDER, CLAMP BAND .SUPPORT, SANDOW DE SERRAGE	1	1	1	1	
5	69J-42647-00-94	.HOLDER, CLAMP BAND .SUPPORT, SANDOW DE SERRAGE	1	1	1	1	
6	69J-42663-00	.DAMPER .AMORTISSEUR	1	1	1	1	
7	92990-06100	.WASHER, SPRING .RONDELLE, GROWER	6	6	6	6	
8	95380-06600	.NUT, HEXAGON .ECROU	6	6	6	6	
9	60V-42651-01	.HOOK .CROCHET	2	2	2	2	
10	97095-06016	.BOLT .BOULON	6	6	6	6	
11	92995-06600	.WASHER .RONDELLE	6	6	6	6	
12	68F-42663-00	.DAMPER .AMORTISSEUR	2	2	2	2	
13	68F-42648-01-94	.HOLDER, CLAMP BAND .SUPPORT, SANDOW DE SERRAGE	1	1	1	1	
14	60V-42652-00	.HOOK .CROCHET	1	1	1	1	
15	67F-13448-00	.CAP .CAPUCHON	3	3	3	3	
16	8093235	.GRAPHIC, GREY WHALE .ADHESIF, GREY WHALE	2		2		
	8093245	.GRAPHIC, FIN WHALE .ADHESIF, FIN WHALE		2		2	
17	8092605	.GRAPHIC, SELVA MARINE .ADHESIF, SELVA MARINE	1	1	1	1	
18	8093240	.GRAPHIC, 200 .ADHESIF, 200	2		2		
	8093250	.GRAPHIC, 225 .ADHESIF, 225		2		2	
19	8093280	.GRAPHIC, RIGHT .ADHESIF, DROITE	1	1	1	1	
20	8093275	.GRAPHIC, LEFT .ADHESIF, GAUCHE	1	1	1	1	
21	69J-24378-00	.PIPE, JOINT 3 .DURITE RACCORDMENT 3	1	1	1	1	
22	90445-11M27	.HOSE (L240) .DURITE (L240)	1	1	1	1	
23	90445-11699	.HOSE (L500) .DURITE (L500)	1	1	1	1	
24	90445-11182	.HOSE (L300) .DURITE (L300)	1	1	1	1	

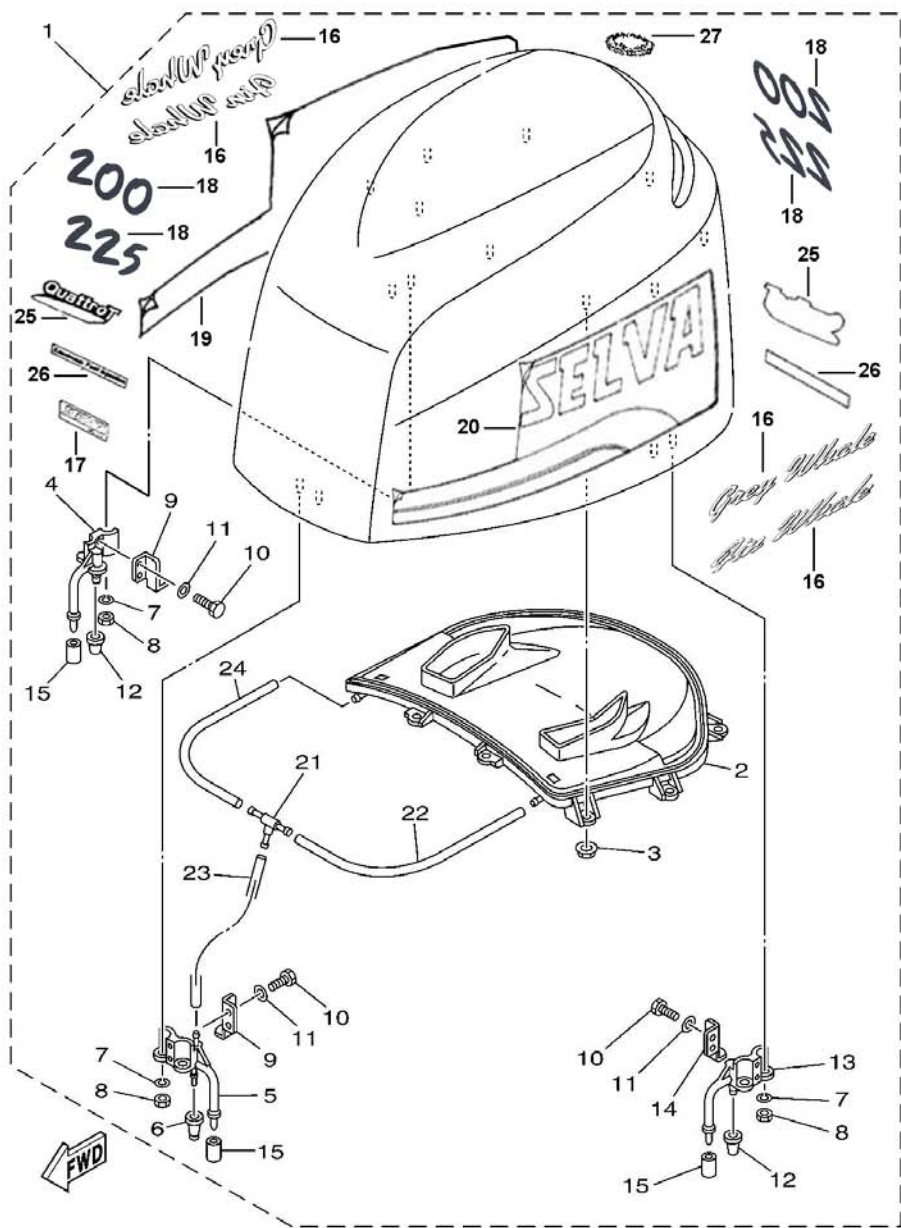
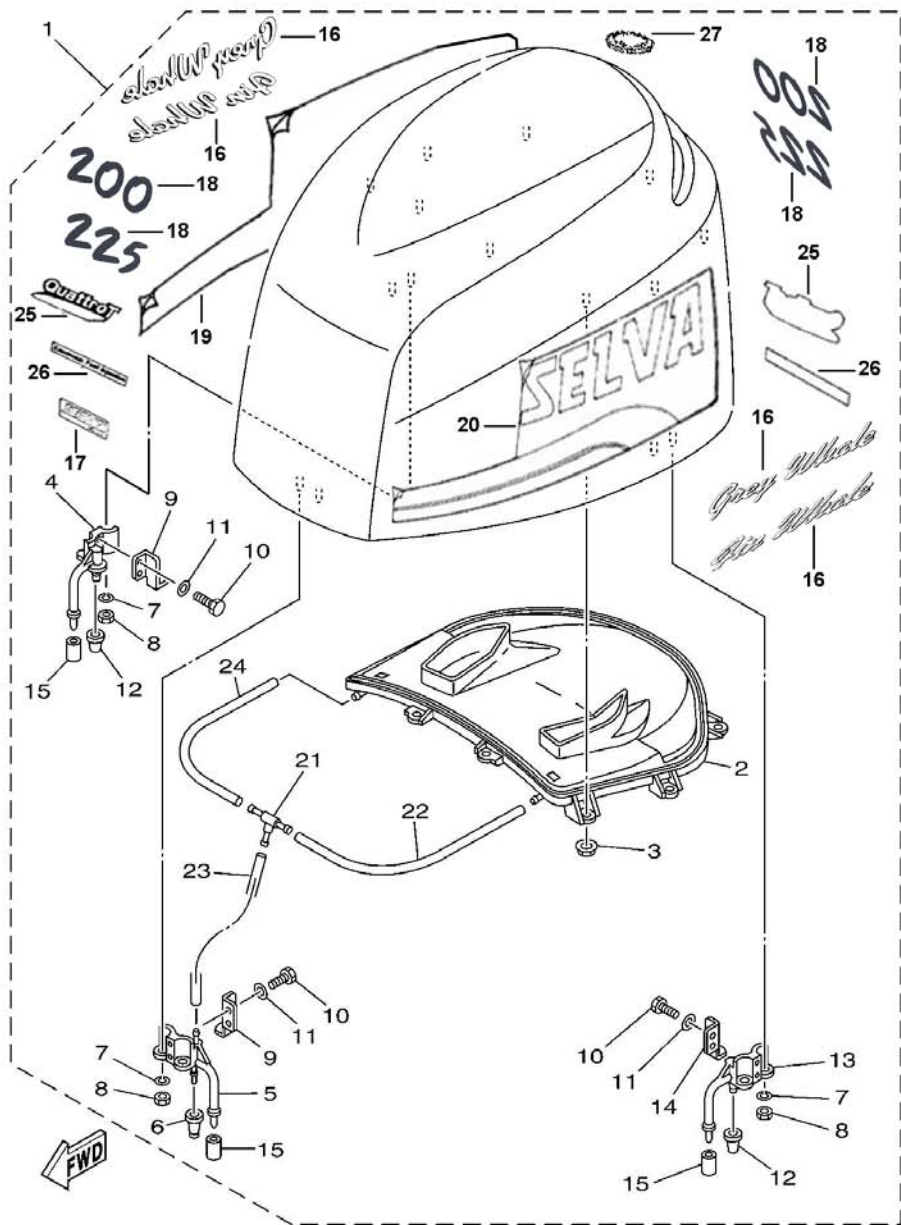


FIG. 1 TOP COWLING

CAPOT SUPERIEUR

REF. NO.	PART NO. N° PIECES	DESCRIPTION DESCRIPTION	6AL5	6AS4	6AM5	6AT4	REMARKS REMARQUES
25	8093052	.GRAPHIC, QUATTRO T .ETIQUETTE, QUATTRO T	2	2	2	2	
26	8093165	.GRAPHIC, ELECTRONIC FUEL INJECTION .ETIQUETTE, ELECTRONIC FUEL INJECTION	2	2	2	2	
27	8093035	.GRAPHIC, SELVA MARINE EUROPE .ADHESIF, SELVA MARINE EUROPE	1	1	1	1	
	1534370	.GRAPHIC SET .JEU DIEMBLEMES	1		1		
	1534375	.GRAPHIC SET .JEU DIEMBLEMES		1		1	



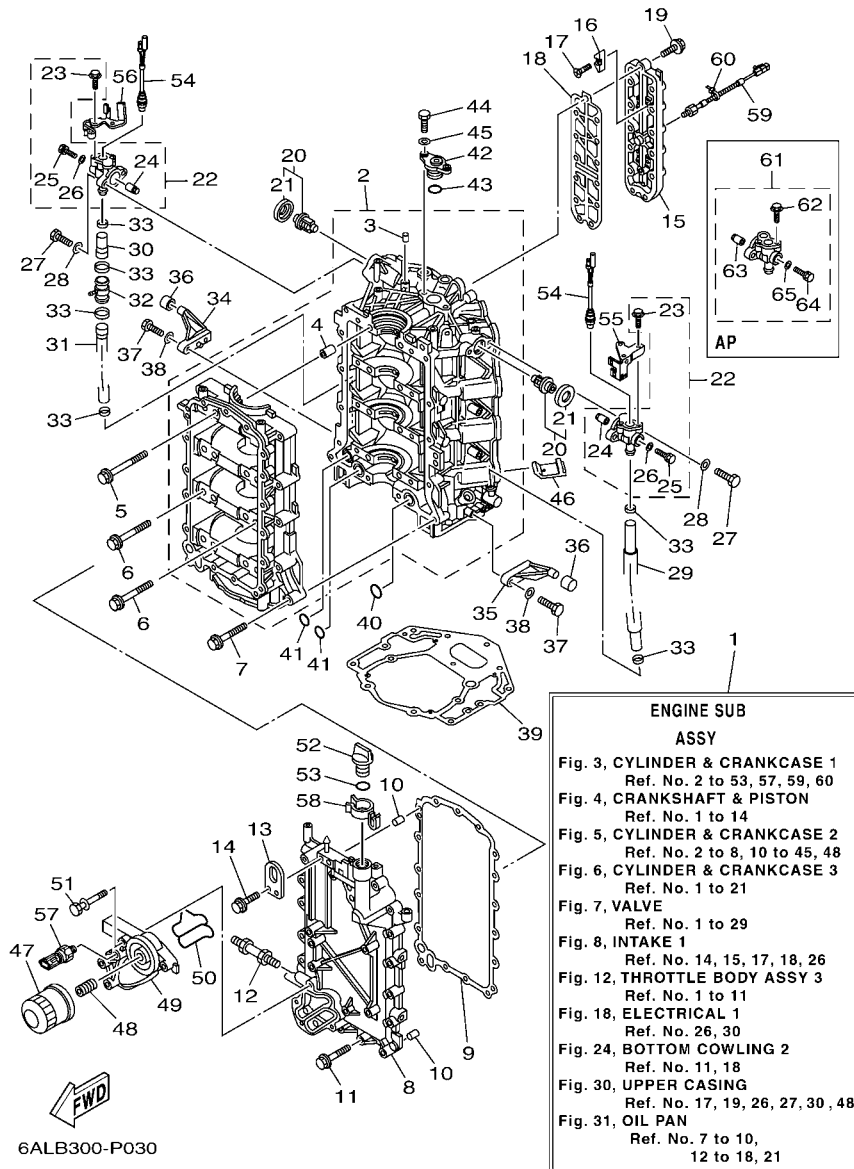


FIG. 3 CYLINDER & CRANKCASE 1 CYLINDRE & CARTER 1

REF. NO.	PART NO. N° PIECES	DESCRIPTION DESCRIPTION	6ALB	6ASA	6AMB	6ATA	REMARKS REMARQUES
1	6P2-11000-00	ENGINE SUB ASSY SOUS-ASSEMBLEE DU MOTEUR	1	1	1	1	
2	6P2-15100-10	CRANKCASE ASSY CARTER DE MOTEUR COMPLET	1	1	1	1	
3	93606-12019	.PIN, DOWEL .GOUPILLE	1	1	1	1	
4	91814-18002	.PIN, DOWEL .GOUJON, D'ASSEMBLAGE	8	8	8	8	
5	6P2-15187-00	BOLT BOULON	8	8	8	8	
6	6P2-15481-00	BOLT 1 BOULON 1	8	8	8	8	
7	90119-08M66	BOLT, WITH WASHER BOULON, AVEC RONDELLE	13	13	13	13	
8	6P2-15411-01-9S	COVER, CRANKCASE 1 COUVERCLE 1, CARTER MOTEUR	1	1	1	1	
9	69J-15451-00	GASKET, CRANKCASE COVER 1 JOINT, COUVERCLE DE CARTER 1	1	1	1	1	
10	93606-12019	PIN, DOWEL GOUPILLE	2	2	2	2	
11	90119-08009	BOLT, WITH WASHER BOULON, AVEC RONDELLE	17	17	17	17	
12	90116-10027	BOLT, STUD GOUJON	1	1	1	1	
13	69J-11119-00	HANGER, ENGINE ANNEAU, LEVAGE	1	1	1	1	
14	90105-06M09	BOLT, FLANGE BOULON	2	2	2	2	
15	6P2-1131C-00-9S	COVER, JOINT COUVERCLE, RACCORDEMENT	1	1	1	1	
16	6E5-11325-00	ANODE ANODE	4	4	4	4	
17	98780-04016	SCREW, FLAT HEAD VIS A TETE FRAISEE	4	4	4	4	
18	6P2-1131B-00	GASKET, COVER JOINT, COUVERCLE	1	1	1	1	
19	90119-06MA4	BOLT, WITH WASHER BOULON, AVEC RONDELLE	13	13	13	13	
20	67F-12411-01	THERMOSTAT THERMOSTAT	2	2	2	2	
21	67F-12412-00	.SEAL, THERMOSTAT .JOINT, THERMOSTAT	1	1	1	1	
22	6P2-1240H-00-9S	ANODE ASSY ANODE COMPLET	2	2	2	2	
23	90109-06M80	.BOLT .BOULON	2	2	2	2	
24	6P3-11325-00	.ANODE .ANODE	1	1	1	1	
25	90105-05012	.BOLT, FLANGE .BOULON	1	1	1	1	
26	90430-05002	.GASKET .JOINT	1	1	1	1	
27	97095-06025	BOLT BOULON	4	4	4	4	

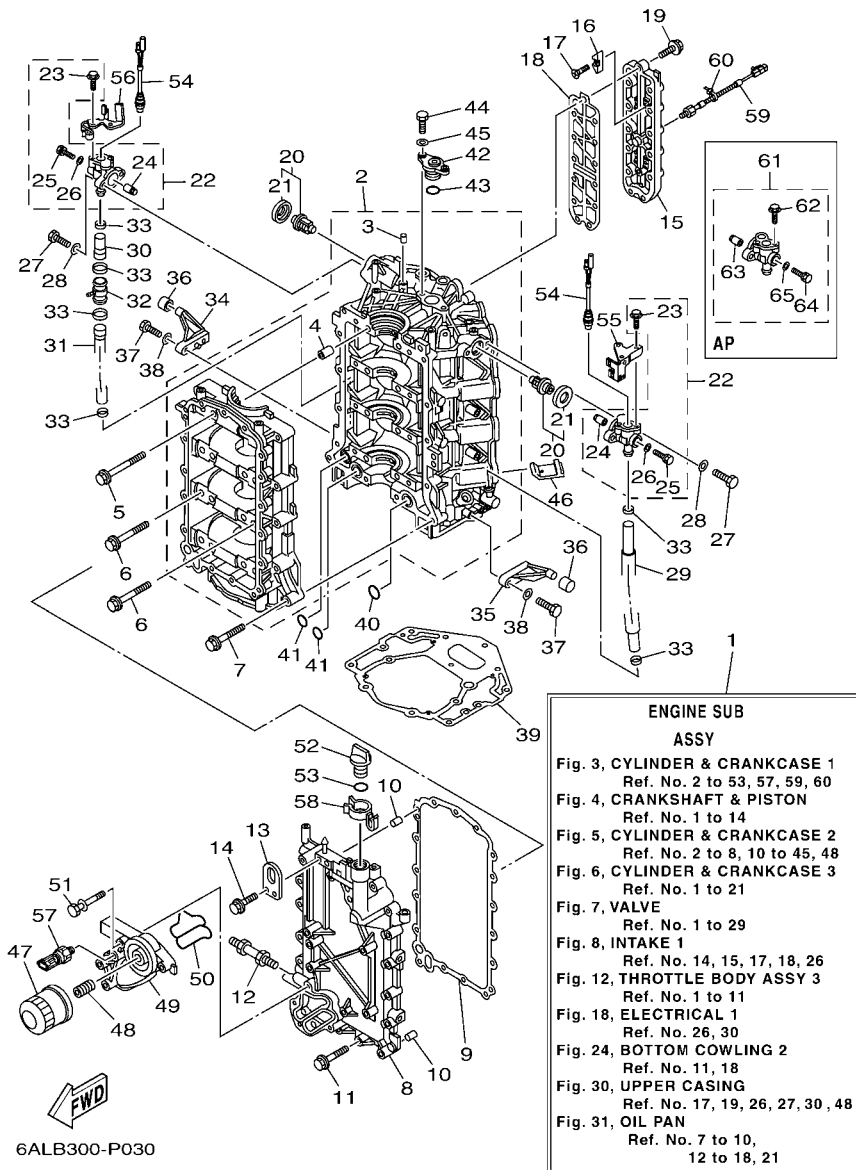


FIG. 3 CYLINDER & CRANKCASE 1 CYLINDRE & CARTER 1

REF. NO.	PART NO. N° PIECES	DESCRIPTION DESCRIPTION	6ALB	6ASA	6AMB	6ATA	REMARKS REMARQUES
28	92995-06600	WASHER RONDELLE	4	4	4	4	
29	6P2-1243A-00	HOSE 1 DURITE 1	1	1	1	1	
30	6P2-1243E-00	HOSE 2 DURITE 2	1	1	1	1	
31	6P2-1243F-00	HOSE,3 DURITE 3	1	1	1	1	
32	6CE-24378-00	PIPE, JOINT 3 DURITE RACCORDEMENT 3	1	1	1	1	
33	90465-11M59	CLAMP BRIDE	6	6	6	6	
34	67F-42761-01	STOPPER PLAQUETTE	1	1	1	1	
35	6P2-42761-00	STOPPER PLAQUETTE	1	1	1	1	
36	68F-44533-01	DAMPER, UPPER MOUNT RUBBER COUVERCLE, SUSPENSION INFERIEUR	2	2	2	2	
37	97095-06025	BOLT BOULON	4	4	4	4	
38	92995-06600	WASHER RONDELLE	4	4	4	4	
39	69J-11351-11	GASKET, CYLINDER JOINT, D'EMBASE	1	1	1	1	
40	93210-25552	O-RING JOINT TORIQUE	1	1	1	1	
41	93210-19MJ1	O-RING JOINT TORIQUE	2	2	2	2	
42	69J-11313-00	PLUG, BLIND PLOT, BORGNE	1	1	1	1	
43	93210-25647	O-RING JOINT TORIQUE	1	1	1	1	
44	97095-06020	BOLT BOULON	2	2	2	2	
45	92995-06600	WASHER RONDELLE	2	2	2	2	
46	69J-14664-00	GROMMET, WATER SHUT PASSE-FIL	2	2	2	2	
47	69J-13440-03	ELEMENT ASSY, OIL CLEANER ELEMENT, FILTRE A HUILE	1	1	1	1	
48	6S5-12858-00	BOLT, UNION BOULON, RACCORD	1	1	1	1	
49	6P2-13446-00-9S	CONNECTOR CONNECTEUR	1	1	1	1	
50	6P2-13477-00	GASKET JOINT	1	1	1	1	
51	90119-06025	BOLT, WITH WASHER BOULON, AVEC RONDELLE	5	5	5	5	
52	6G8-15363-00	PLUG, OIL PLOT, HUILE	1	1	1	1	
53	93210-24M79	O-RING JOINT TORIQUE	1	1	1	1	
54	6P2-82560-01	THERMO SWITCH ASSY THERMO-CONTACT COMPLET	2	2	2	2	

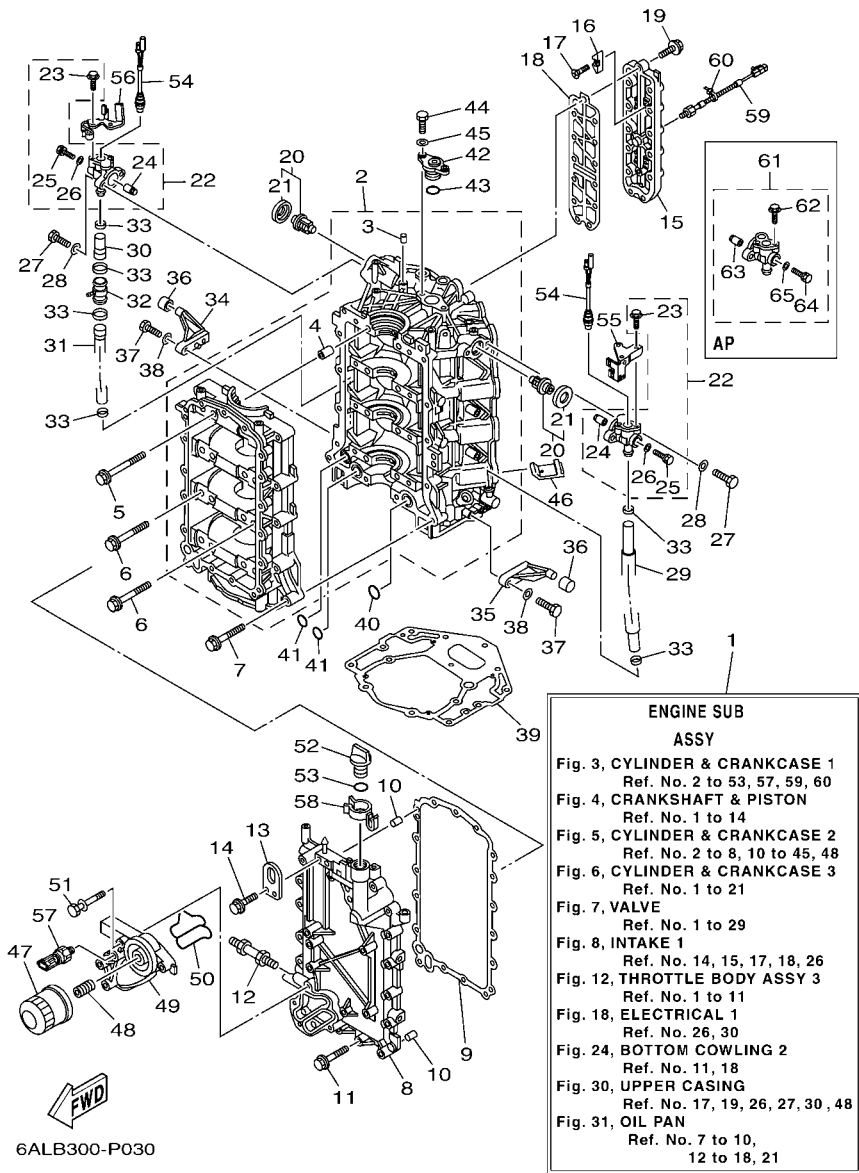
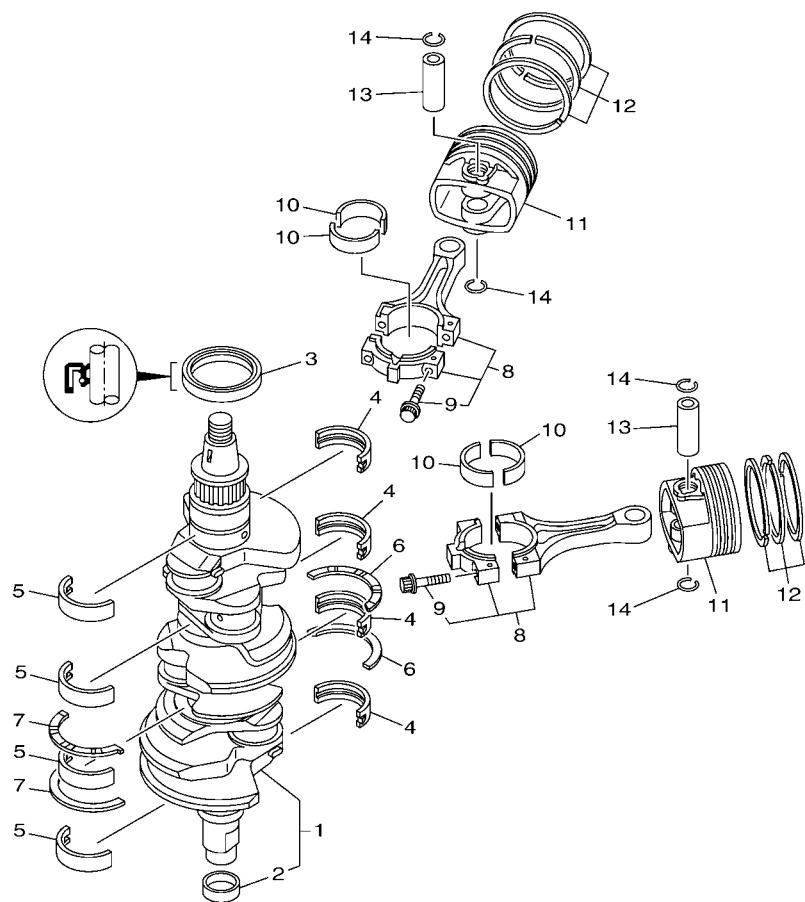


FIG. 3 CYLINDER & CRANKCASE 1 CYLINDRE & CARTER 1

REF. NO.	PART NO. N° PIECES	DESCRIPTION DESCRIPTION	6ALB	6ASA	6AMB	6ATA	REMARKS REMARQUES
55	6P2-82588-01	PLATE PLAQUE	1	1	1	1	
56	6P2-82389-00	PLATE 2 PLAQUETTE 2	1	1	1	1	
57	6AW-83651-00	SENDER, OIL PRESSURE RACCORD, PRESSION D'HUILE	1	1	1	1	
58	6P2-83597-00	CLAMP COLLIER	1	1	1	1	
59	6P2-85780-00	SENSOR, KNOCK SONDE DE COGNEMENT	1	1	1	1	
60	90465-11M10	CLAMP BRIDE	1	1	1	1	
61	6P3-1240H-00-9S	ANODE ASSY ANODE COMPLET	1	1	1	1	AP AP
62	90109-06M80	.BOLT .BOULON	2	2	2	2	
63	6P3-11325-00	.ANODE .ANODE	1	1	1	1	
64	90105-05012	.BOLT, FLANGE .BOULON	1	1	1	1	
65	90430-05002	.GASKET .JOINT	1	1	1	1	

FIG. 4 CRANKSHAFT & PISTON

VILEBREQUIN & PISTON




6ALB100-P040

REF. NO.	PART NO. N° PIECES	DESCRIPTION DESCRIPTION	6ALB	6ASA	6AMB	6ATA	REMARKS REMARQUES
1	6P2-11410-10	CRANKSHAFT VILEBREQUIN COMPLET	1	1	1	1	
2	6CB-11478-00	.COLLAR .COLLERETTE	1	1	1	1	
3	93102-63004	OIL SEAL JOINT SPY	1	1	1	1	
4	6P2-11416-00	PLANE BEARING, CRANKSHAFT 1 COUSSINET DE VILEBREQUIN 1	4	4	4	4	UR YELLOW UR YELLOW
	6P2-11416-10	PLANE BEARING, CRANKSHAFT 1 COUSSINET DE VILEBREQUIN 1	4	4	4	4	UR GREEN UR GREEN
	6P2-11416-20	PLANE BEARING, CRANKSHAFT 1 COUSSINET DE VILEBREQUIN 1	4	4	4	4	UR BLUE UR BLUE
5	6P2-11417-00	PLANE BEARING, CRANKSHAFT 2 COUSSINET DE VILEBREQUIN 2	4	4	4	4	UR YELLOW UR YELLOW
	6P2-11417-10	PLANE BEARING, CRANKSHAFT 2 COUSSINET DE VILEBREQUIN 2	4	4	4	4	UR GREEN UR GREEN
	6P2-11417-20	PLANE BEARING, CRANKSHAFT 2 COUSSINET DE VILEBREQUIN 2	4	4	4	4	UR BLUE UR BLUE
6	6AW-11426-01	BEARING, THRUST 1 ROULEMENT DE BUTEE 1	2	2	2	2	
7	6AW-11427-01	BEARING, THRUST 2 ROULEMENT DE BUTEE 2	2	2	2	2	
8	6P2-11650-00	CONNECTING ROD ASSY BIELLE COMPLETE	6	6	6	6	
9	63P-11654-10	.BOLT, CONNECTING ROD .BOULON, BIELLE	2	2	2	2	
10	6P2-11656-00	PLANE BEARING, CONNECTING ROD ROULEMENT DE BIELLE	12	12	12	12	UR YELLOW UR YELLOW
	6P2-11656-10	PLANE BEARING, CONNECTING ROD ROULEMENT DE BIELLE	12	12	12	12	UR GREEN UR GREEN
	6P2-11656-20	PLANE BEARING, CONNECTING ROD ROULEMENT DE BIELLE	12	12	12	12	UR BLUE UR BLUE
11	6P2-11631-10-93	PISTON (STD) PISTON (STD)	6	6	6	6	
	6P2-11635-10	PISTON (0.25MM O/S) PISTON (0.25MM O/S)	6	6	6	6	AP AP
12	63P-11603-01	PISTON RING SET (STD) JEU DE SEGMENTS (STD)	6	6	6	6	
	63P-11604-00	PISTON RING SET (0.25MM O/S) JEU DE SEGMENTS (0.25MM O/S)	6	6	6	6	AP AP
13	63P-11633-10	PIN, PISTON AXE, PISTON	6	6	6	6	
14	63P-11634-00	CLIP, PISTON PIN AGRAFE, AXE DE PISTON	12	12	12	12	

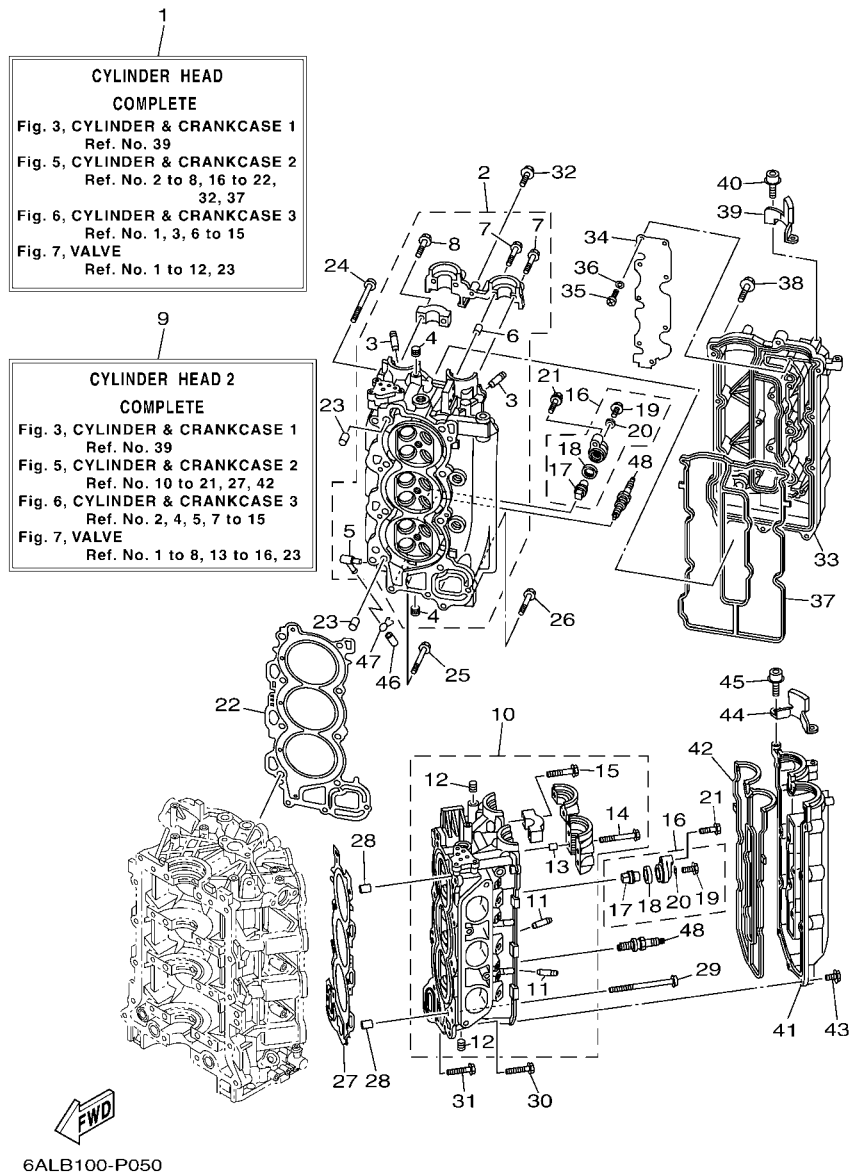
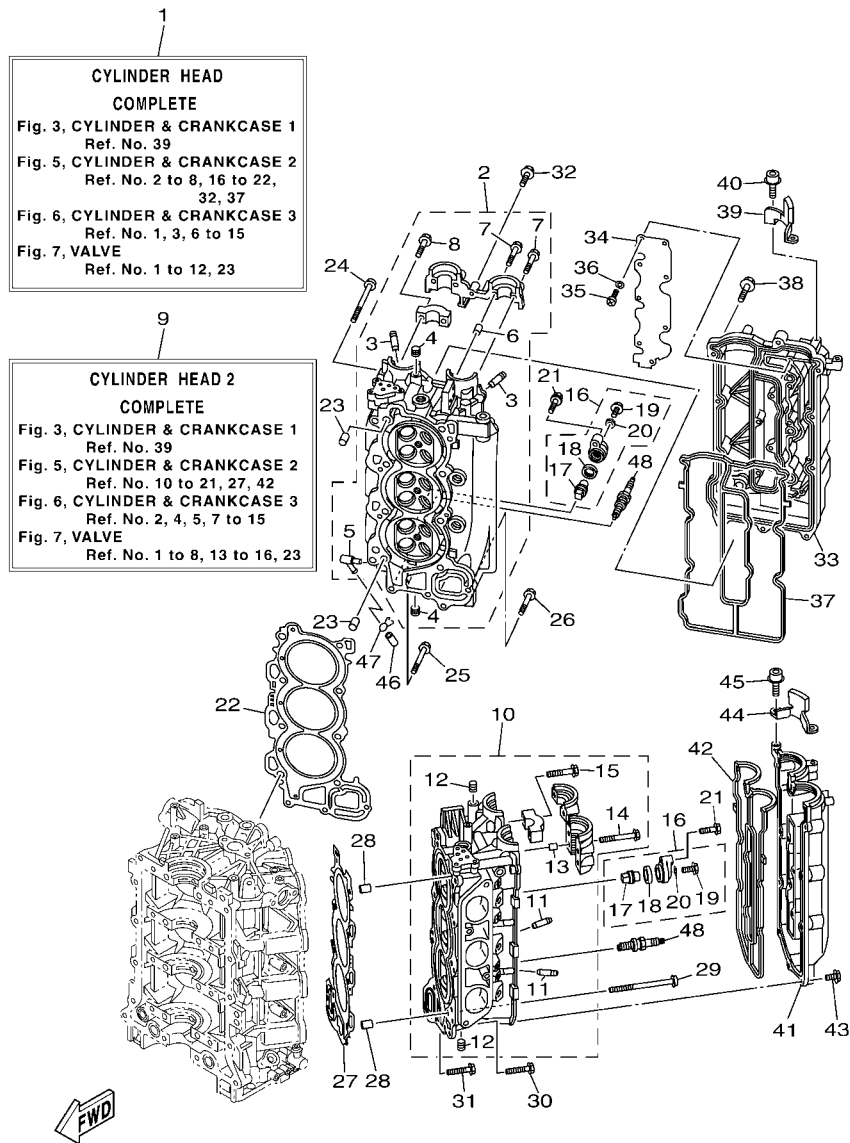


FIG. 5 CYLINDER & CRANKCASE 2 CYLINDRE & CARTER 2

REF. NO.	PART NO. N° PIECES	DESCRIPTION DESCRIPTION	6ALB	6ASA	6AMB	6ATA	REMARKS REMARQUES
1	6P2-W009A-04-9S	CYLINDER HEAD COMPLETE CULASSE (ENS.)	1	1	1	1	
2	6P2-11110-11-9S	CYLINDER HEAD ASSY JEU DE CULASSE	1	1	1	1	
3	6S5-11133-10	.GUIDE, VALVE 1 .GUIDE, SOUPAPE 1	12	12	12	12	
4	90344-51019	.PLUG, TAPER SCREW .PLOT, FILETE CONIQUE	7	7	7	7	
5	676-11372-00	.NIPPLE, HOSE .RACCORD, TUYAU	1	1	1	1	
6	91809-08006	.PIN, DOWEL .GOIJON, D'ASSEMBLAGE	2	2	2	2	
7	90119-07001	.BOLT, WITH WASHER .BOULON, AVEC RONDELLE	4	4	4	4	
8	90119-07234	.BOLT, WITH WASHER .BOULON, AVEC RONDELLE	14	14	14	14	
9	6P2-W009C-04-9S	CYLINDER HEAD 2 COMPLETE CULASSE 2	1	1	1	1	
10	6P2-11120-11-9S	CYLINDER HEAD ASSY 2 CULASSE 2	1	1	1	1	
11	6S5-11133-10	.GUIDE, VALVE 1 .GUIDE, SOUPAPE 1	12	12	12	12	
12	90344-51019	.PLUG, TAPER SCREW .PLOT, FILETE CONIQUE	3	3	3	3	
13	91809-08006	.PIN, DOWEL .GOIJON, D'ASSEMBLAGE	4	4	4	4	
14	90119-07235	.BOLT/WASHER-CAM CAPS .BOULON, AVEC RONDELLE	6	6	6	6	
15	90119-07234	.BOLT, WITH WASHER .BOULON, AVEC RONDELLE	12	12	12	12	
16	69J-11301-00	ANODE COVER ASSY COUVERCLE ANODE (ENS.)	4	4	4	4	
17	67F-11325-01	.ANODE .ANODE	1	1	1	1	
18	67F-11328-00	.GROMMET, ANODE .PASSE-FIL	1	1	1	1	
19	90105-06M07	.BOLT, FLANGE .BOULON	1	1	1	1	
20	90430-06M03	.GASKET .JOINT	1	1	1	1	
21	97575-08540	BOLT, WITH WASHER VIS HEXAGONAL AVEC RONDELLE	4	4	4	4	
22	6P2-11181-00	GASKET, CYLINDER HEAD 1 JOINT, DE CULASSE 1	1	1	1	1	
23	99530-14016	PIN, DOWEL GOIJON, D'ASSEMBLAGE	2	2	2	2	
24	90155-10004	SCREW, FLAT FILLISTER VIS, TETE OVALE PLATE	8	8	8	8	
25	90119-08M91	BOLT, WITH WASHER BOULON, AVEC RONDELLE	2	2	2	2	
26	90119-08021	BOLT, WITH WASHER BOULON, AVEC RONDELLE	1	1	1	1	
27	6P2-11182-00	GASKET, CYLINDER HEAD 2 JOINT, CULASSE 2	1	1	1	1	

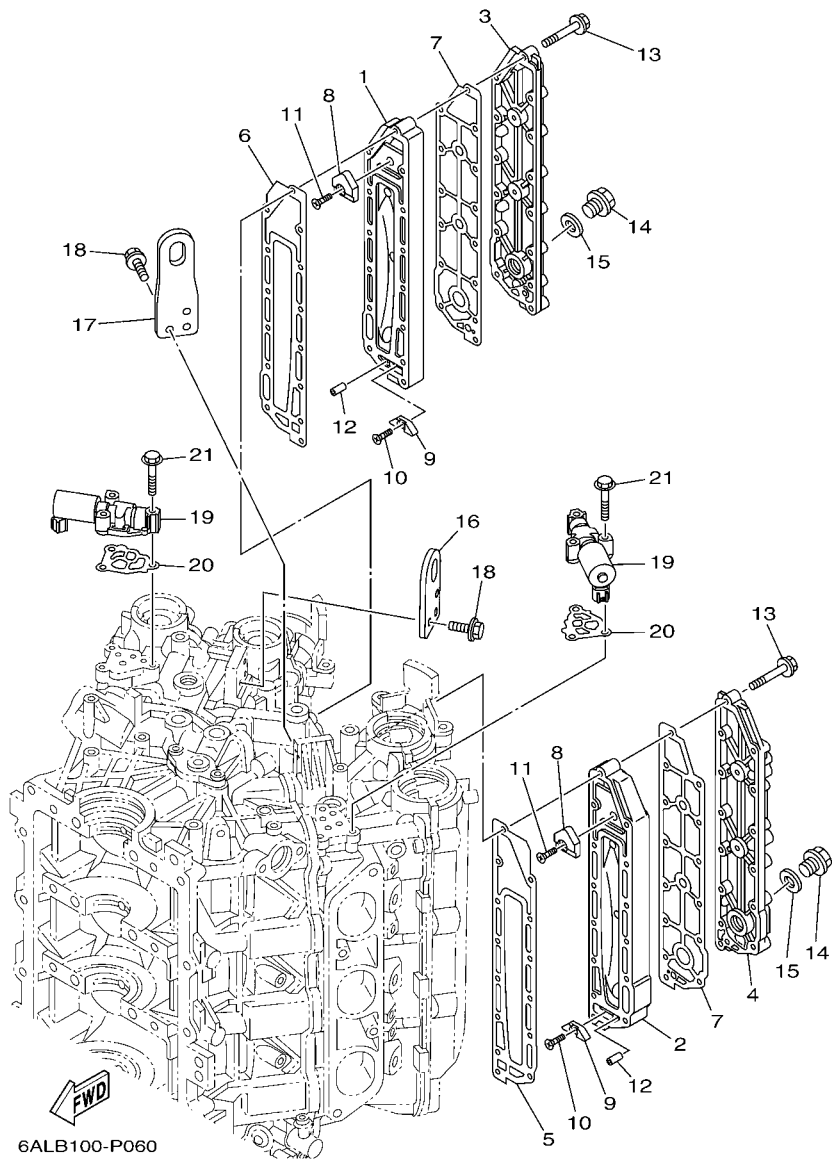


6ALB100-P050

FIG. 5 CYLINDER & CRANKCASE 2 CYLINDRE & CARTER 2

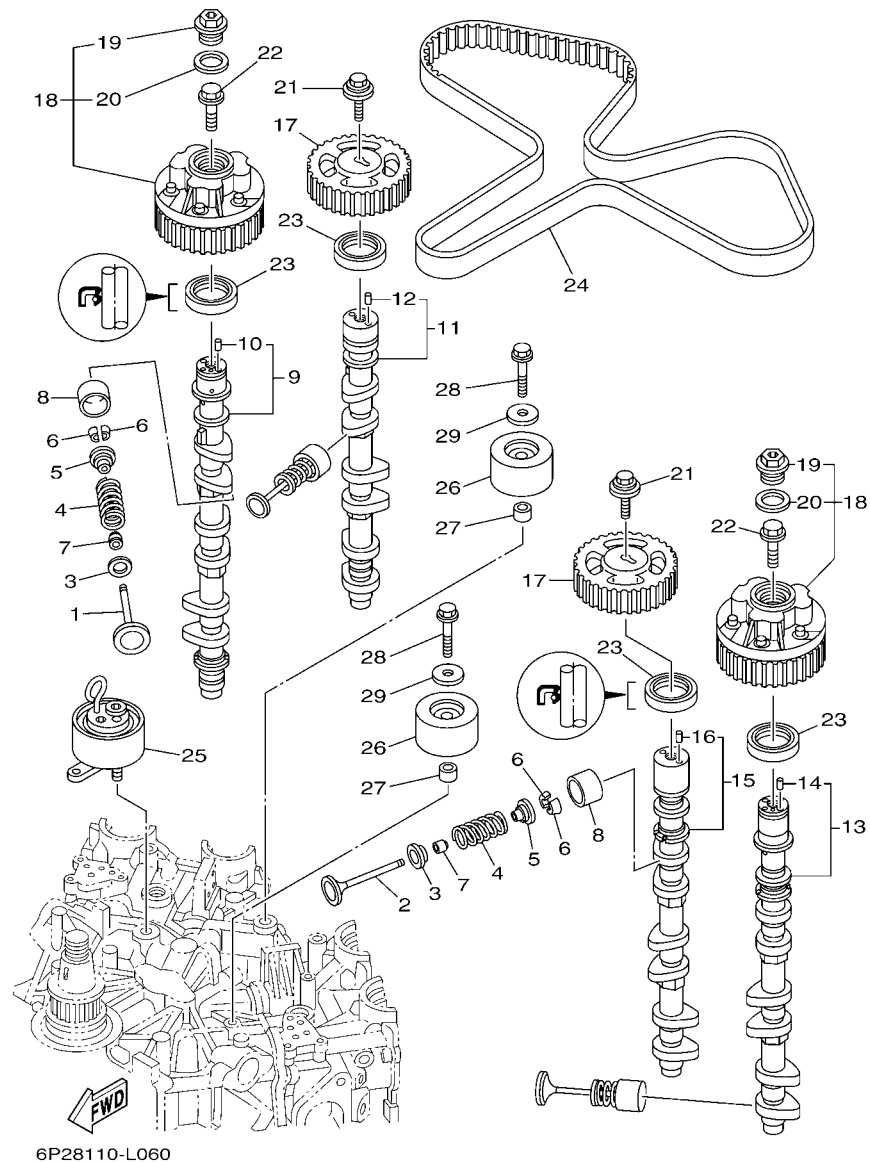
REF. NO.	PART NO. N° PIECES	DESCRIPTION DESCRIPTION	6ALB	6ASA	6AMB	6ATA	REMARKS REMARQUES
28	99530-14016	PIN, DOWEL GOUJON, D'ASSEMBLAGE	2	2	2	2	
29	90155-10004	SCREW, FLAT FILLISTER VIS, TETE OVALE PLATE	8	8	8	8	
30	90119-08M91	BOLT, WITH WASHER BOULON, AVEC RONDELLE	2	2	2	2	
31	90119-08021	BOLT, WITH WASHER BOULON, AVEC RONDELLE	1	1	1	1	
32	97595-06530	BOLT, WITH WASHER VIS HEXAGONAL AVC RONDELLE	1	1	1	1	
33	6P2-11191-00-9S	COVER, CYLINDER HEAD 1 COUVERCLE, CULASSE 1	1	1	1	1	
34	6P2-11135-00	PLATE, BREATHER 3 PLAQUE, RENIFLARD 3	1	1	1	1	
35	98507-04008	SCREW, PAN HEAD VIS, TETE TRONCONIQUE	9	9	9	9	
36	92907-04600	WASHER RONDELLE	9	9	9	9	
37	6P2-11193-00	GASKET, HEAD COVER 1 JOINT, COUVERCLE DE CULASSE 1	1	1	1	1	
38	97595-06530	BOLT, WITH WASHER VIS HEXAGONAL AVC RONDELLE	14	14	14	14	
39	6P2-15142-00	GUIDE 1 GUIDE 1	1	1	1	1	
40	90110-06150	BOLT, HEXAGON SOCKET HEAD BOULON, TETE HEXAGONALE CREUSE	2	2	2	2	
41	6P2-11192-00-9S	COVER, CYLINDER HEAD 2 COUVERCLE, CULASSE 2	1	1	1	1	
42	6P2-11194-00	GASKET, HEAD COVER 2 JOINT, COUVERCLE DE CULASSE 2	1	1	1	1	
43	97595-06530	BOLT, WITH WASHER VIS HEXAGONAL AVC RONDELLE	14	14	14	14	
44	6P2-15143-00	GUIDE GUIDE	1	1	1	1	
45	90110-06150	BOLT, HEXAGON SOCKET HEAD BOULON, TETE HEXAGONALE CREUSE	2	2	2	2	
46	6P2-13448-00	CAP CAPUCHON	1	1	1	1	
47	90467-08M18	CLIP JONC	1	1	1	1	
48	94702-00400	PLUG, SPARK (NGK LFR6A-11) BOUGIE D'ALLUMAGE(NGK LFR6A-11)	6	6	6	6	

FIG. 6 CYLINDER & CRANKCASE 3 CYLINDRE & CARTER 3



6ALB100-P060

REF. NO.	PART NO. N° PIECES	DESCRIPTION DESCRIPTION	6ALB	6ASA	6AMB	6ATA	REMARKS REMARQUES
1	69J-41111-01-9S	INNER COVER, EXHAUST PLAQUE, ECHAPPEMENT	1	1	1	1	
2	69J-41121-01-9S	INNER COVER, EXHAUST PLAQUE, ECHAPPEMENT	1	1	1	1	
3	69J-41113-02-9S	OUTER COVER, EXHAUST COUVERCLE, ECHAPPEMENT	1	1	1	1	
4	69J-41123-02-9S	OUTER COVER, EXHAUST COUVERCLE, ECHAPPEMENT	1	1	1	1	
5	6P2-41112-00	GASKET, EXHAUST INNER COVER JOINT, PLAQUE D'ECHAPPEMENT	1	1	1	1	
6	6P2-41122-00	GASKET, EXHAUST INNER COVER JOINT, PLAQUE D'ECHAPPEMENT	1	1	1	1	
7	6P2-41114-00	GASKET, EXHAUST OUTER COVER JOINT, COUVERCLE D'ECHAPPEMENT	2	2	2	2	
8	6P2-11325-00	ANODE ANODE	2	2	2	2	
9	6E5-11325-00	ANODE ANODE	2	2	2	2	
10	98780-04016	SCREW, FLAT HEAD VIS A TETE FRAISEE	2	2	2	2	
11	90151-06M02	SCREW, COUNTERSUNK VIS, TETE NOYEE	2	2	2	2	
12	91690-40010	PIN, SPRING AGRAFFE	2	2	2	2	
13	90119-06027	BOLT, WITH WASHER BOULON, AVEC RONDELLE	28	28	28	28	
14	90340-18M09	PLUG, STRAIGHT SCREW PLOT, FILETE DROIT	2	2	2	2	
15	90201-186F1	WASHER, PLATE RONDELLE, PLATE	2	2	2	2	
16	6P2-11119-00	HANGER, ENGINE ANNEAU, LEVAGE	1	1	1	1	
17	6P2-1111E-00	HANGER, ENGINE 2 ANNEAU, LEVAGE 2	1	1	1	1	
18	90105-06M09	BOLT, FLANGE BOULON	6	6	6	6	
19	6CB-86120-00	SOLENOID VALVE ASSY SOLENOIDE	2	2	2	2	
20	6CB-1242F-00	GASKET, FILTER JOINT, FILTRE	2	2	2	2	
21	90105-06035	BOLT, FLANGE BOULON	6	6	6	6	

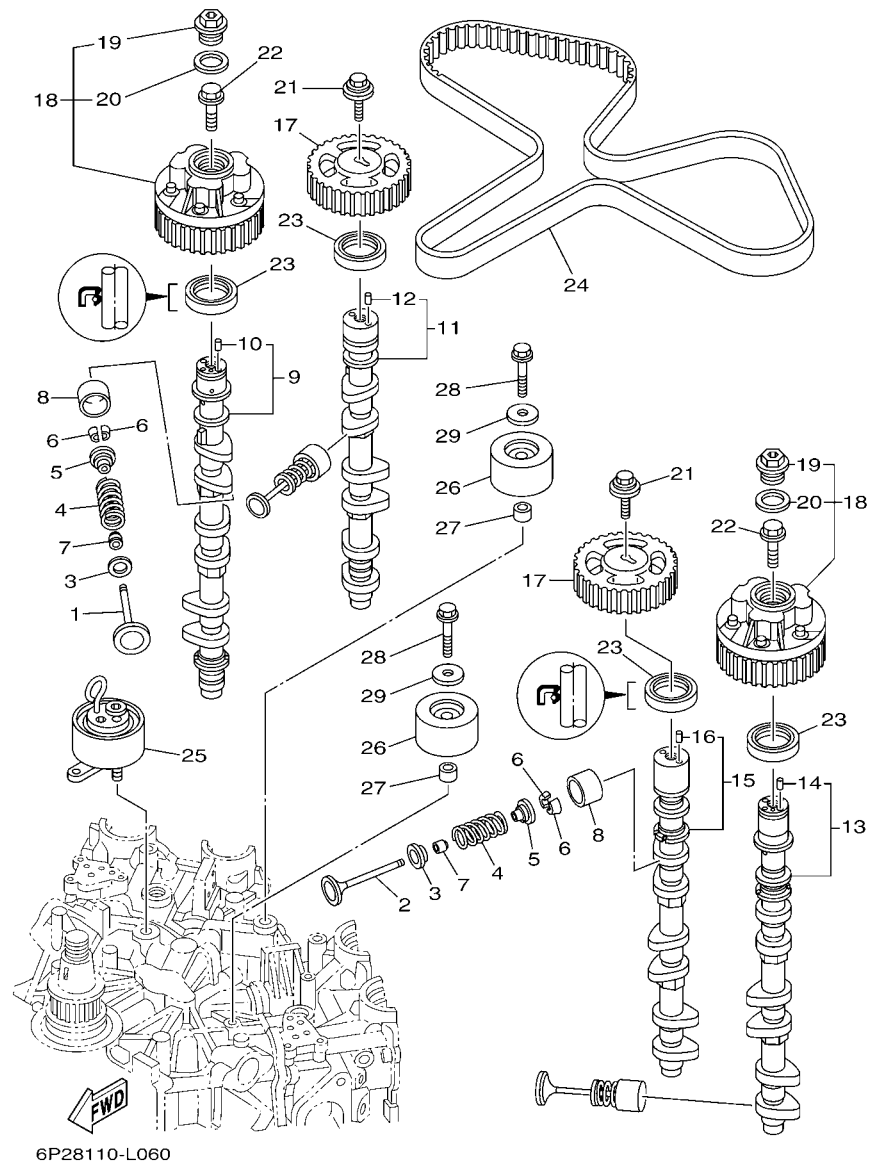


6P28110-L060

FIG. 7 VALVE

SOUPAPE

REF. NO.	PART NO. N° PIECES	DESCRIPTION DESCRIPTION	GALB	BASA	GAMB	GATA	REMARKS REMARQUES
1	6P2-12111-10	VALVE, INTAKE SOUPAPE, ADMISSION	12	12	12	12	
2	6DX-12121-00	VALVE, EXHAUST SOUPAPE, ECHAPPEMENT	12	12	12	12	
3	K0F-A3743-00	SEAT, VALVE SPRING SIEGE, RESSORT DE SOUPAPE	24	24	24	24	
4	6CB-12113-00	SPRING, VALVE INNER RESSORT DE SOUPAPE, INTERNE	24	24	24	24	
5	K0F-A3741-00	RETAINER, VALVE SPRING BUTEE DE RESSORT DE SOUPAPE	24	24	24	24	
6	K0F-A3742-00	LOCK, VALVE SPRING RETAINER FRAISE, SOUPAPE	48	48	48	48	
7	51Y-12119-00	SEAL, VALVE STEM JOINT, QUEUE DE SOUPAPE	24	24	24	24	
8	K0F-A3751-00	LIFTER, VALVE (3.000) LEVE-SOUPAPE (3.000)	24	24	24	24	UR
	K0F-A3751-10	LIFTER, VALVE (3.025) LEVE-SOUPAPE (3.025)	24	24	24	24	UR
	K0F-A3751-20	LIFTER, VALVE (3.050) LEVE-SOUPAPE (3.050)	24	24	24	24	UR
	K0F-A3751-30	LIFTER, VALVE (3.075) LEVE-SOUPAPE (3.075)	24	24	24	24	UR
	K0F-A3751-40	LIFTER, VALVE (3.100) LEVE-SOUPAPE (3.100)	24	24	24	24	UR
	K0F-A3751-50	LIFTER, VALVE (3.122) LEVE-SOUPAPE (3.122)	24	24	24	24	UR
	K0F-A3751-60	LIFTER, VALVE (3.142) LEVE-SOUPAPE (3.142)	24	24	24	24	UR
	K0F-A3751-70	LIFTER, VALVE (3.162) LEVE-SOUPAPE (3.162)	24	24	24	24	UR
	K0F-A3751-80	LIFTER, VALVE (3.182) LEVE-SOUPAPE (3.182)	24	24	24	24	UR
	K0F-A3751-90	LIFTER, VALVE (3.202) LEVE-SOUPAPE (3.202)	24	24	24	24	UR
	K0F-A3751-A0	LIFTER, VALVE (3.222) LEVE-SOUPAPE (3.222)	24	24	24	24	UR
	K0F-A3751-B0	LIFTER, VALVE (3.242) LEVE-SOUPAPE (3.242)	24	24	24	24	UR
	K0F-A3751-C0	LIFTER, VALVE (3.262) LEVE-SOUPAPE (3.262)	24	24	24	24	UR
	K0F-A3751-D0	LIFTER, VALVE (3.282) LEVE-SOUPAPE (3.282)	24	24	24	24	UR
	K0F-A3751-E0	LIFTER, VALVE (3.302) LEVE-SOUPAPE (3.302)	24	24	24	24	UR
	K0F-A3751-F0	LIFTER, VALVE (3.322) LEVE-SOUPAPE (3.322)	24	24	24	24	UR
	K0F-A3751-G0	LIFTER, VALVE (3.342) LEVE-SOUPAPE (3.342)	24	24	24	24	UR
	K0F-A3751-H0	LIFTER, VALVE (3.362) LEVE-SOUPAPE (3.362)	24	24	24	24	UR
	K0F-A3751-J0	LIFTER, VALVE (3.382) LEVE-SOUPAPE (3.382)	24	24	24	24	UR
	K0F-A3751-K0	LIFTER, VALVE (3.402) LEVE-SOUPAPE (3.402)	24	24	24	24	UR

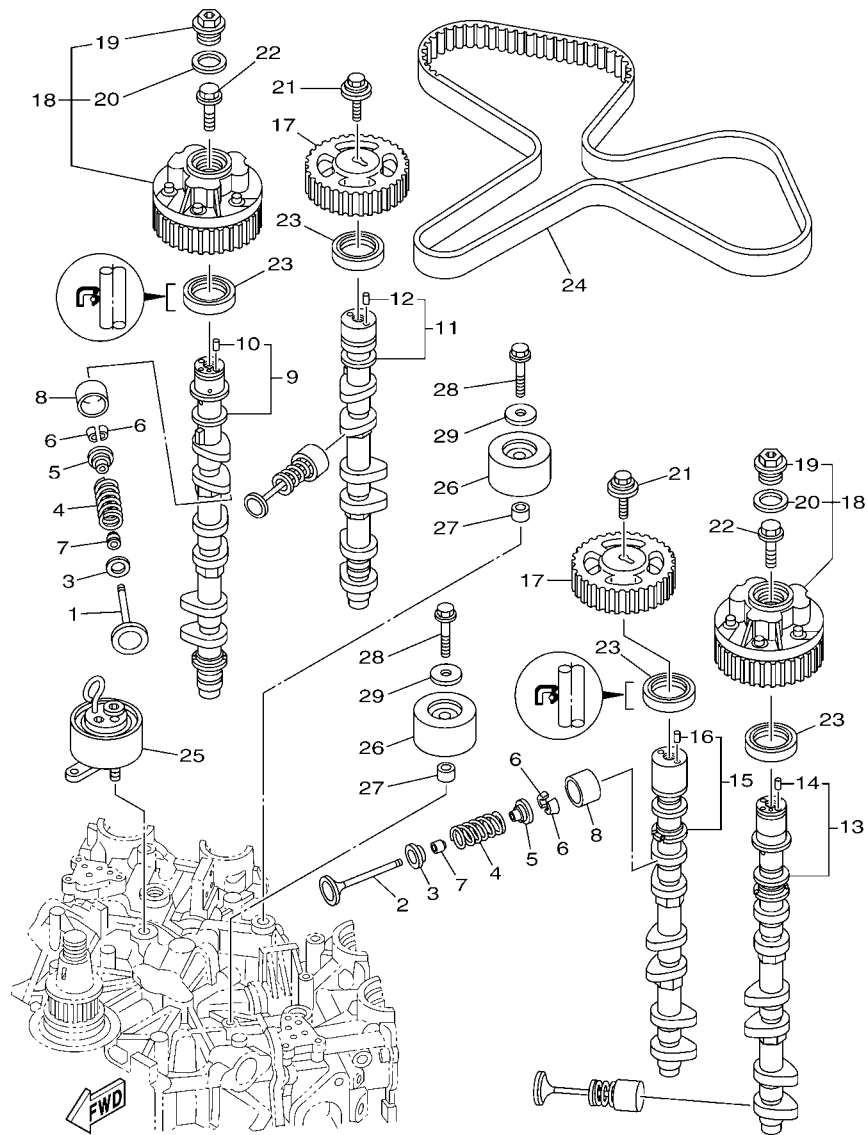


6P28110-L060

FIG. 7 VALVE

SOUPAPE

REF. NO.	PART NO. N° PIECES	DESCRIPTION DESCRIPTION	GALB	BASA	GAMB	GATA	REMARKS REMARQUES
8	K0F-A3751-L0	LIFTER, VALVE (3.422) LEVE-SOUPAPE (3.422)	24	24	24	24	UR UR
	K0F-A3751-M0	LIFTER, VALVE (3.442) LEVE-SOUPAPE (3.442)	24	24	24	24	UR UR
	K0F-A3751-N0	LIFTER, VALVE (3.462) LEVE-SOUPAPE (3.462)	24	24	24	24	UR UR
	K0F-A3751-P0	LIFTER, VALVE (3.482) LEVE-SOUPAPE (3.482)	24	24	24	24	UR UR
	K0F-A3751-R0	LIFTER, VALVE (3.502) LEVE-SOUPAPE (3.502)	24	24	24	24	UR UR
	K0F-A3751-S0	LIFTER, VALVE (3.522) LEVE-SOUPAPE (3.522)	24	24	24	24	UR UR
	K0F-A3751-T0	LIFTER, VALVE (3.542) LEVE-SOUPAPE (3.542)	24	24	24	24	UR UR
	K0F-A3753-00	LIFTER, VALVE (3.562) LEVE-SOUPAPE (3.562)	24	24	24	24	UR UR
	K0F-A3753-10	LIFTER, VALVE (3.582) LEVE-SOUPAPE (3.582)	24	24	24	24	UR UR
	K0F-A3753-20	LIFTER, VALVE (3.602) LEVE-SOUPAPE (3.602)	24	24	24	24	UR UR
	K0F-A3753-30	LIFTER, VALVE (3.625) LEVE-SOUPAPE (3.625)	24	24	24	24	UR UR
	K0F-A3753-40	LIFTER, VALVE (3.650) LEVE-SOUPAPE (3.650)	24	24	24	24	UR UR
	K0F-A3753-50	LIFTER, VALVE (3.675) LEVE-SOUPAPE (3.675)	24	24	24	24	UR UR
	K0F-A3753-60	LIFTER, VALVE (3.700) LEVE-SOUPAPE (3.700)	24	24	24	24	UR UR
	K0F-A3753-70	LIFTER, VALVE (3.725) LEVE-SOUPAPE (3.725)	24	24	24	24	UR UR
9	6P2-12171-11	CAMSHAFT 1 ARBRE A CAMES 1	1	1	1	1	
10	93605-10108	.PIN, DOWEL .AXE	1	1	1	1	
11	6P2-12181-11	CAMSHAFT 2 ARBRE A CAMES 2	1	1	1	1	
12	93605-10108	.PIN, DOWEL .AXE	1	1	1	1	
13	6P2-12172-11	CAMSHAFT 3 ARBRE A CAMES 3	1	1	1	1	
14	93605-10108	.PIN, DOWEL .AXE	1	1	1	1	
15	6P2-12182-11	CAMSHAFT 4 ARBRE A CAMES 4	1	1	1	1	
16	93605-10108	.PIN, DOWEL .AXE	1	1	1	1	
17	6P2-11537-01	GEAR, DRIVEN PIGNON SECONDAIRE	2	2	2	2	
18	6P2-12645-20	PULLEY ASSY 1 POULIE COMPLET 1	2	2	2	2	
19	6P2-12623-00	.BOLT .BOULON	1	1	1	1	
20	6P2-12663-00	.GASKET .JOINT	1	1	1	1	



6P28110-L060

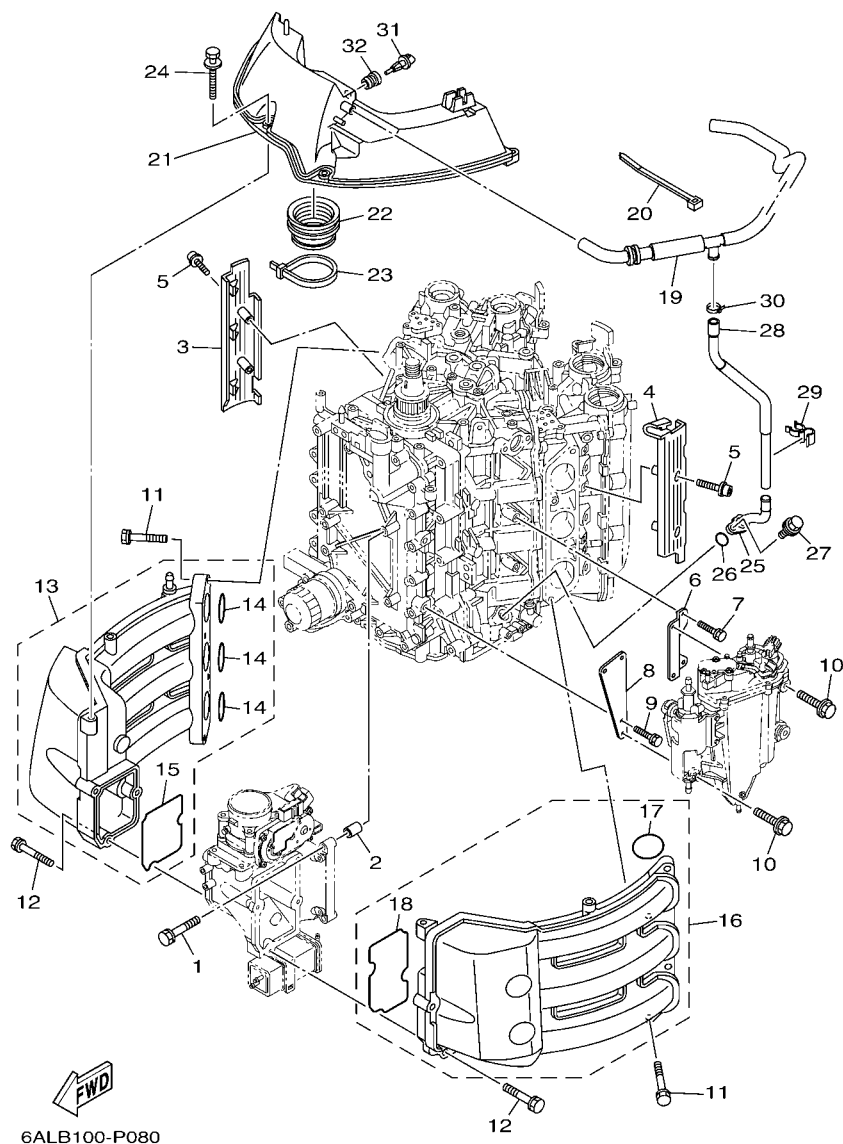
FIG. 7 VALVE

SOUPAPE

REF. NO.	PART NO. N° PIECES	DESCRIPTION DESCRIPTION	6ALB	6ASA	6AMB	6ATA	REMARKS REMARQUES
21	90119-10050	BOLT, WITH WASHER BOULON, AVEC RONDELLE	2	2	2	2	
22	6P2-12615-00	BOLT BOULON	2	2	2	2	
23	93102-38008	OIL SEAL JOINT SPY	4	4	4	4	
24	6P2-46241-02	BELT COURROIE TRAPEZOIDALE	1	1	1	1	
25	6P2-11590-01	TENSIONER ASSY TENDEUR (ENS.)	1	1	1	1	
26	6P2-15512-00	GEAR, IDLER 1 PIGNON, INTERMEDIAIRE 1	2	2	2	2	
27	99530-14016	PIN, DOWEL GOUJON, D'ASSEMBLAGE	2	2	2	2	
28	90119-10M07	BOLT, WITH WASHER BOULON, AVEC RONDELLE	2	2	2	2	
29	90201-10M01	WASHER, PLATE RONDELLE, PLATE	2	2	2	2	

FIG. 8 INTAKE 1

ADMISSION 1



REF. NO.	PART NO. N° PIECES	DESCRIPTION DESCRIPTION	6ALB	6ASA	6AMB	6ATA	REMARKS REMARQUES
1	97575-08540	BOLT, WITH WASHER VIS HEXAGONAL AVC RONDELLE	4	4	4	4	
2	99530-10114	PIN, DOWEL GOIJON, D'ASSEMBLAGE	2	2	2	2	
3	6P2-13564-00	COVER, MANIFOLD COUVERCLE, TUBULURE	1	1	1	1	
4	6P2-13594-00	COVER, MANIFOLD 2 COUVERCLE, TUBULURE 2	1	1	1	1	
5	90110-06038	BOLT, HEXAGON SOCKET HEAD BOULON, TETE HEXAGONALE CREUSE	4	4	4	4	
6	6P2-24422-10	PLATE PLAQUETTE	1	1	1	1	
7	97575-06516	BOLT, WITH WASHER VIS HEXAGONAL AVC RONDELLE	2	2	2	2	
8	6P2-24419-00	BRKT., SEPARATOR SUPPORT	1	1	1	1	
9	97575-06516	BOLT, WITH WASHER VIS HEXAGONAL AVC RONDELLE	2	2	2	2	
10	90119-06M24	BOLT, WITH WASHER BOULON, AVEC RONDELLE	4	4	4	4	
11	97575-08540	BOLT, WITH WASHER VIS HEXAGONAL AVC RONDELLE	8	8	8	8	
12	90119-06MA6	BOLT, WITH WASHER BOULON, AVEC RONDELLE	7	7	7	7	
13	6P2-13641-00	MANIFOLD, INTAKE 1 TUBULURE, ADMISSION 1	1	1	1	1	
14	6P2-13645-00	.GASKET, MANIFOLD 1 .JOINT, TUBULURE 1	3	3	3	3	
15	6P2-13646-00	.GASKET, MANIFOLD 2 .JOINT, TUBULURE 2	1	1	1	1	
16	6P2-13642-00	MANIFOLD 2 TUBULURE 2	1	1	1	1	
17	6P2-13645-00	.GASKET, MANIFOLD 1 .JOINT, TUBULURE 1	3	3	3	3	
18	6P2-13647-00	.GASKET, MANIFOLD 3 .JOINT, TUBULURE 3	1	1	1	1	
19	6P2-15373-01	PIPE, BREATHER DURITE DE RENIFLARD	1	1	1	1	
20	90465-13M18	CLAMP BRIDE	1	1	1	1	
21	6P2-14440-00	SILENCER ASSY, INTAKE SIENCIEUX D'ADMISSION	1	1	1	1	
22	6P2-1441J-00	PIPE, SILENCER DURITE, DE SILENCIEUX	1	1	1	1	
23	90464-99004	CLAMP BRIDE	1	1	1	1	
24	90119-06M35	BOLT, WITH WASHER BOULON, AVEC RONDELLE	4	4	4	4	
25	6P2-11372-00	NIPPLE, HOSE RACCORD, TUYAU	1	1	1	1	
26	93210-19MJ3	O-RING JOINT TORIQUE	1	1	1	1	
27	97595-06620	BOLT, WITH WASHER VIS HEXAGONAL AVC RONDELLE	1	1	1	1	

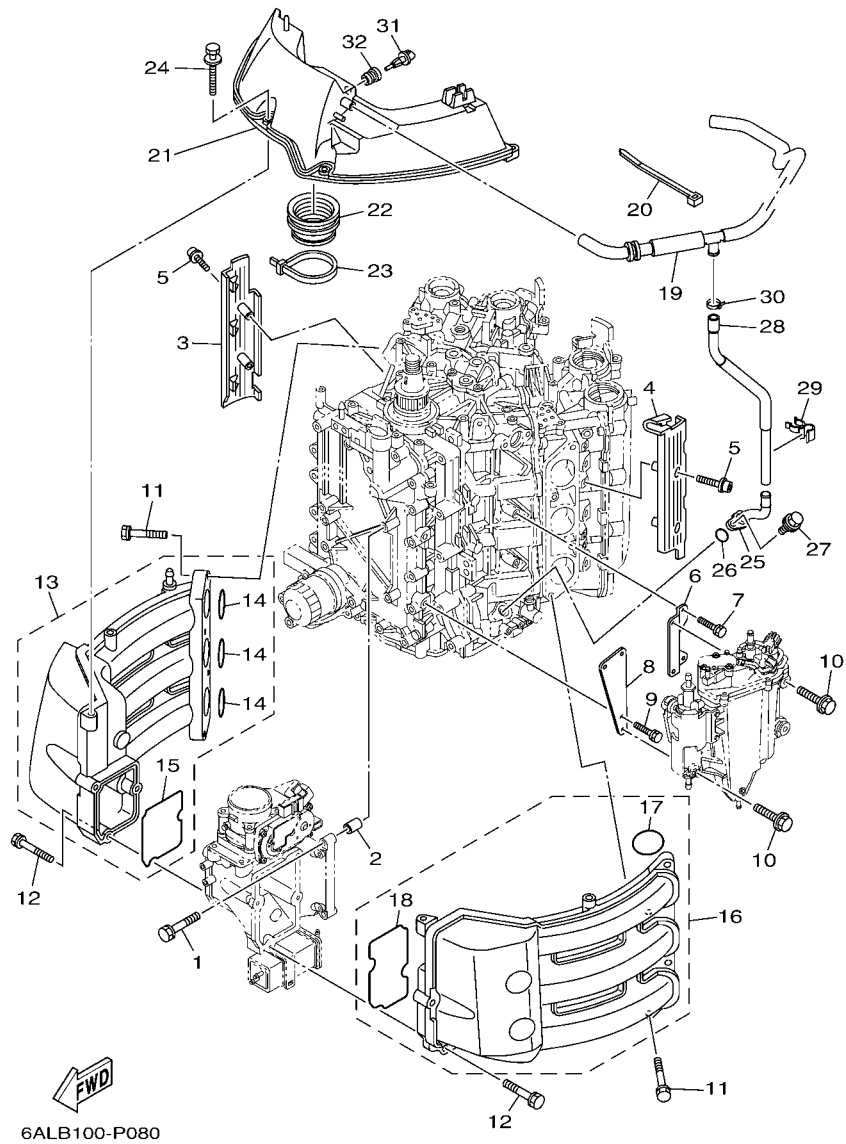


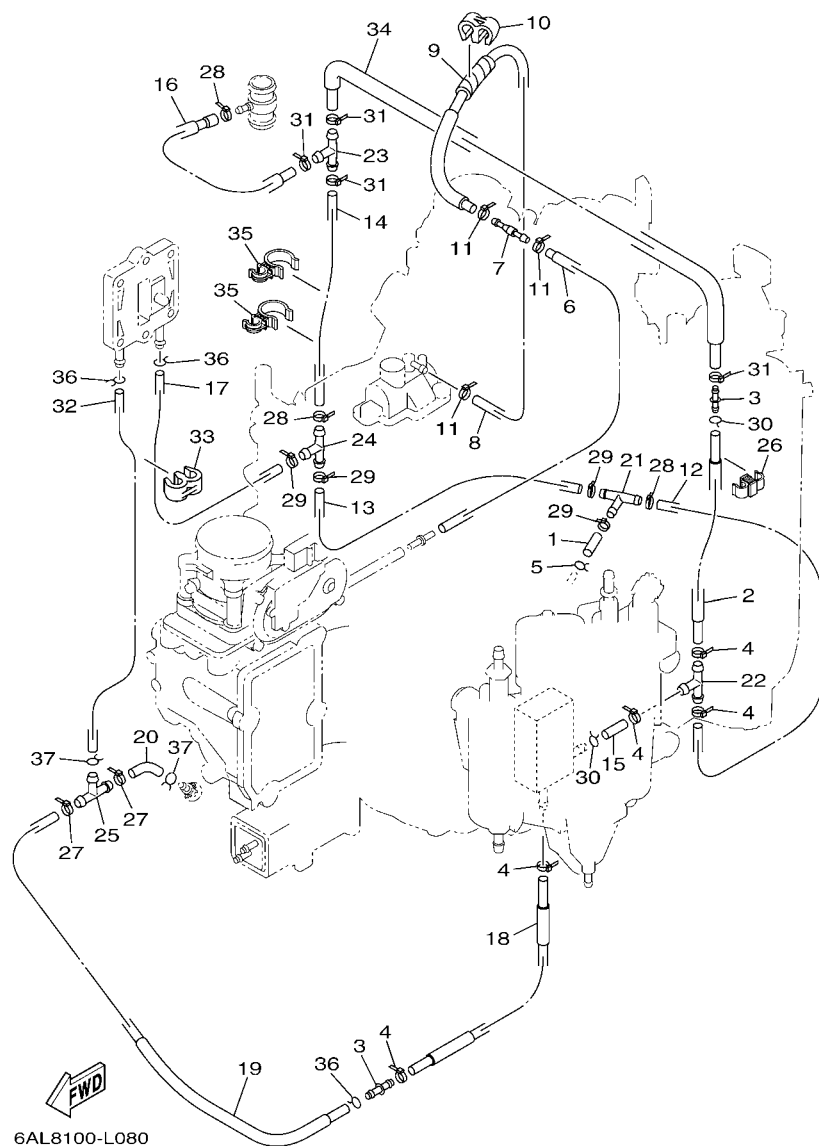
FIG. 8 INTAKE 1

ADMISSION 1

REF. NO.	PART NO. N° PIECES	DESCRIPTION DESCRIPTION	6ALB	6ASA	6AMB	6ATA	REMARKS REMARQUES
28	6P2-11377-00	HOSE DURITE	1	1	1	1	
29	90464-20011	CLAMP BRIDE	1	1	1	1	
30	90465-11M10	CLAMP BRIDE	1	1	1	1	
31	63P-85886-00	SENSOR, AIR TEMPERATURE SONDE	1	1	1	1	
32	63P-14435-00	GROMMET RONDELLE CAOUTCHOUC	1	1	1	1	
<hr/>							
<hr/>							
<hr/>							
<hr/>							
<hr/>							
<hr/>							
<hr/>							
<hr/>							
<hr/>							
<hr/>							

FIG. 9 INTAKE 2

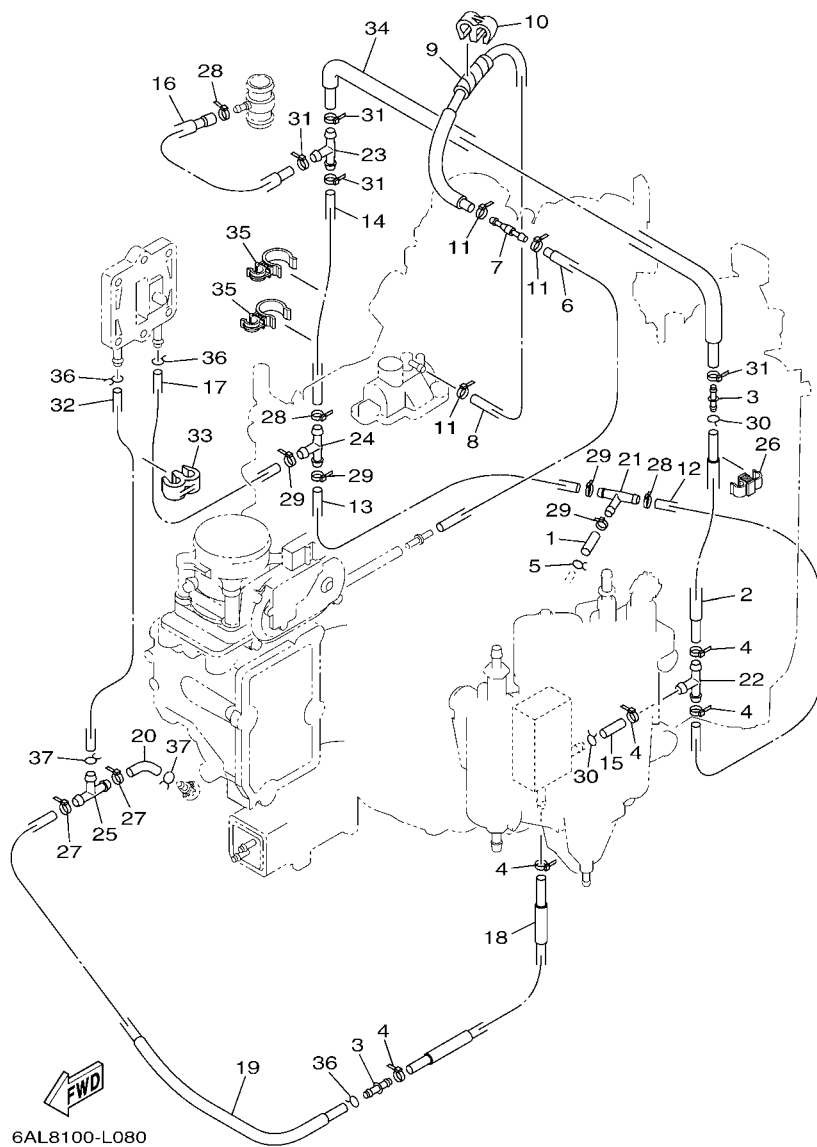
ADMISSION 2



REF. NO.	PART NO. N° PIECES	DESCRIPTION DESCRIPTION	6ALB	6ASA	6AMB	6ATA	REMARKS REMARQUES
1	90445-09040	HOSE (L50) DURITE (L50)	1	1	1	1	
2	6P2-12484-01	PIPE 4 DURITE 4	1	1	1	1	
3	6CE-24376-00	PIPE, JOINT 1 DURITE 1, RACCORDEMENT	2	2	2	2	
4	90465-11M10	CLAMP BRIDE	5	5	5	5	
5	90467-09M03	CLIP JONC	1	1	1	1	
6	6P2-12482-00	PIPE 2 DURITE 2	1	1	1	1	
7	6E5-21744-00	BREATHER RENIFLARD	1	1	1	1	
8	6P2-12483-00	PIPE 3 DURITE 3	1	1	1	1	
9	90446-10M01	HOSE (L60) DURITE (L60)	1	1	1	1	
10	90464-60067	CLAMP BRIDE	1	1	1	1	
11	90465-11M10	CLAMP BRIDE	3	3	3	3	
12	90445-09041	HOSE (L500) DURITE (L500)	1	1	1	1	
13	90445-09224	HOSE (L270) DURITE (L270)	1	1	1	1	
14	90445-09097	HOSE (L250) DURITE (L250)	1	1	1	1	
15	90445-09220	HOSE (L30) DURITE (L30)	1	1	1	1	
16	6P2-12485-00	PIPE 5 DURITE 5	1	1	1	1	
17	6P2-1248A-00	PIPE 8 DURITE 8	1	1	1	1	
18	6P2-1248E-00	PIPE 9 DURITE	1	1	1	1	
19	6P2-14752-00	PIPE, OUTLET PMBOUT DE SILENCIEUX	1	1	1	1	
20	61A-24316-00	PIPE 6 DURITE 6	1	1	1	1	
21	688-24378-00	PIPE, JOINT 3 DURITE RACCORDEMENT 3	1	1	1	1	
22	688-24378-00	PIPE, JOINT 3 DURITE RACCORDEMENT 3	1	1	1	1	
23	688-24378-00	PIPE, JOINT 3 DURITE RACCORDEMENT 3	1	1	1	1	
24	688-24378-00	PIPE, JOINT 3 DURITE RACCORDEMENT 3	1	1	1	1	
25	688-24378-00	PIPE, JOINT 3 DURITE RACCORDEMENT 3	1	1	1	1	
26	90464-09013	CLAMP BRIDE	1	1	1	1	
27	90465-11M10	CLAMP BRIDE	2	2	2	2	

FIG. 9 INTAKE 2

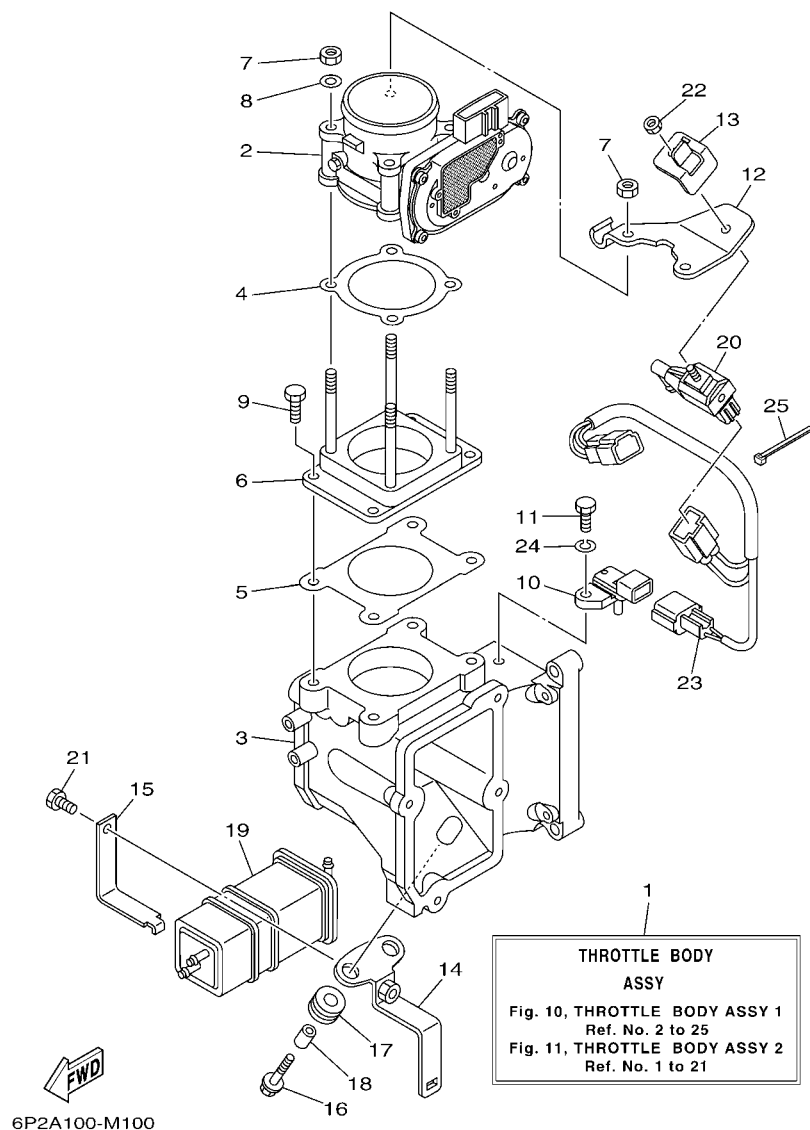
ADMISSION 2



REF. NO.	PART NO. N° PIECES	DESCRIPTION DESCRIPTION	6ALB	6ASA	6AMB	6ATA	REMARKS REMARQUES
28	90465-11M10	CLAMP BRIDE	3	3	3	3	
29	90465-11M10	CLAMP BRIDE	4	4	4	4	
30	90467-08M18	CLIP JONC	2	2	2	2	
31	90465-11M10	CLAMP BRIDE	4	4	4	4	
32	90445-09304	HOSE (L310) DURITE (L310)	1	1	1	1	
33	90464-60067	CLAMP BRIDE	1	1	1	1	
34	6P2-12481-12	PIPE 1 DURITE 1	1	1	1	1	
35	90464-21002	CLAMP BRIDE	2	2	2	2	
36	90467-08M18	CLIP JONC	3	3	3	3	
37	90467-09M09	CLIP JONC	2	2	2	2	

FIG. 10 THROTTLE BODY ASSY 1

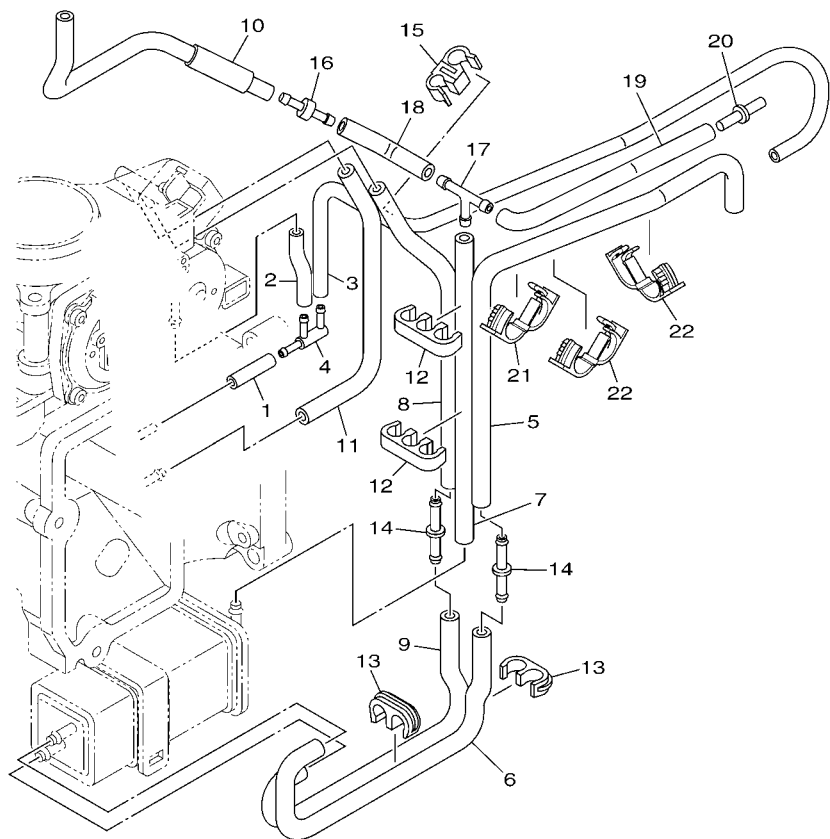
CARTER D'ACCELERATEUR 1



REF. NO.	PART NO. N° PIECES	DESCRIPTION DESCRIPTION	6ALB	6ASA	6AMB	6ATA	REMARKS REMARQUES
1	6P2-13750-10	THROTTLE BODY ASSY CARTER D'ACCELERATEUR COMPLET	1	1	1	1	
2	6P2-13751-01	BODY, THROTTLE 1 CARTER 1	1	1	1	1	
3	6P2-13711-00	MIXING BODY CHAMBRE DE MELANGE	1	1	1	1	
4	6P2-13556-00	GASKET, MANIFOLD JOINT, TUBULURE	1	1	1	1	
5	6P2-13557-00	GASKET JOINT	1	1	1	1	
6	6P2-14360-00	THROTTLE DAMPER ASSY AMORISSEUR D'ACCELERATEUR	1	1	1	1	
7	6P2-13588-00	NUT ECROU	4	4	4	4	
8	6P2-13578-00	WASHER RONDELLE	2	2	2	2	
9	6P2-14496-00	BOLT BOULON	4	4	4	4	
10	6P2-82380-00	SENSOR, PRESSURE SONDE DE PRESSION	1	1	1	1	
11	6P2-13573-00	BOLT 1 BOULON 1	1	1	1	1	
12	6P2-14255-00	PLATE PLAQUE	1	1	1	1	
13	6P2-14159-00	CLIP JONC	1	1	1	1	
14	6P2-2134X-00	BRACKET, CANISTER SUPPORT	1	1	1	1	
15	6P2-2419A-00	HOLDER SUPPORT	1	1	1	1	
16	90119-06M59	BOLT, WITH WASHER BOULON, AVEC RONDELLE	2	2	2	2	
17	90480-10M23	GROMMET PASSE-FIL	2	2	2	2	
18	90387-06289	COLLAR COLLERETTE	2	2	2	2	
19	6P2-24170-00	CANISTER ASSY BANDE, RASERVOIR A ESSENCE	1	1	1	1	
20	6C5-86120-00	SOLENOID VALVE ASSY SOLENOIDE	1	1	1	1	
21	6P2-13574-00	BOLT 2 BOULON 2	1	1	1	1	
22	69J-14164-00	NUT, HOLDING ECROU, FIXATION	1	1	1	1	
23	6P2-8258A-00	EXTENSION, WIRE HARNESS EXTENSION, FAISCEAU DE FILS	1	1	1	1	
24	68V-14356-00	WASHER, SPRING RONDELLE	1	1	1	1	
25	68V-2481H-00	CLAMP BRIDE	1	1	1	1	

FIG. 11 THROTTLE BODY ASSY 2

CARTER D'ACCELERATEUR 2

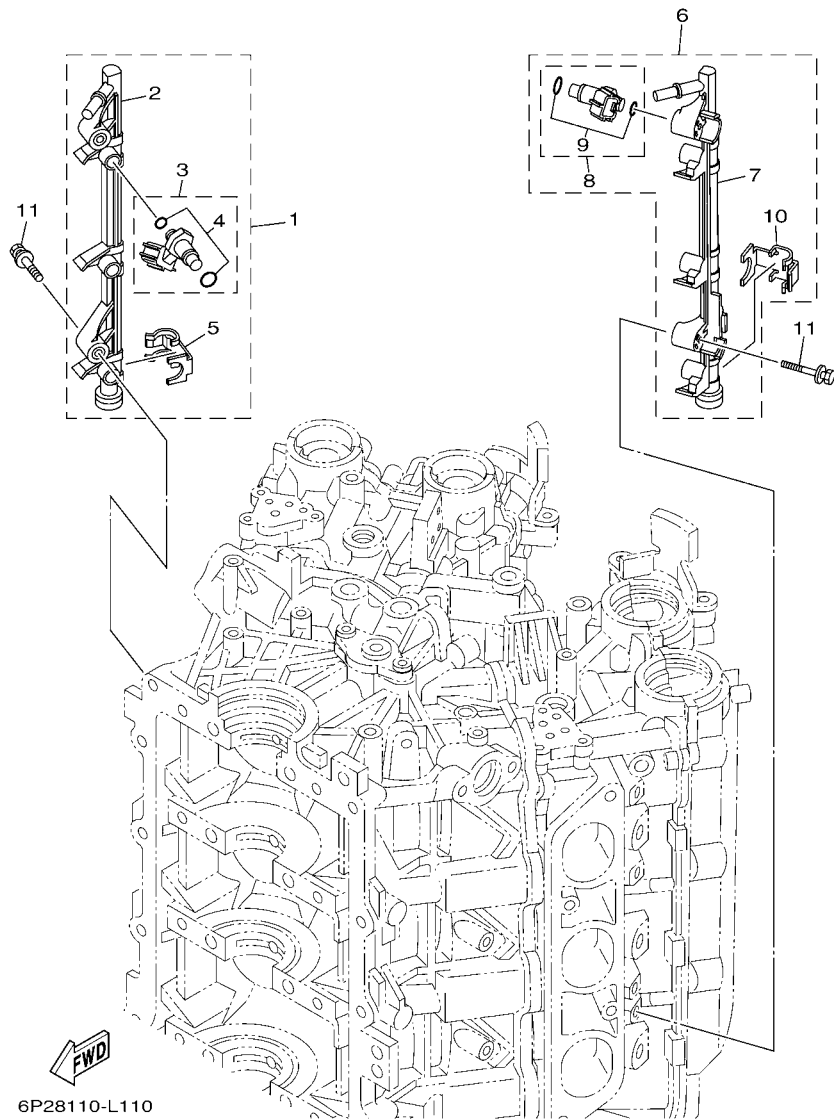


6P28110-L100

REF. NO.	PART NO. N° PIECES	DESCRIPTION DESCRIPTION	6ALB	6ASA	6AMB	6ATA	REMARKS REMARQUES
1	6P2-14349-00	PIPE DURITE	1	1	1	1	
2	6P2-13533-00	HOSE, VACUUM SENSING 4 DURITE 4	1	1	1	1	
3	6P2-13532-10	HOSE, VACUUM SENSING 3 DURITE 3	1	1	1	1	
4	6P2-13595-00	JOINT RACCORD	1	1	1	1	
5	6P2-1475A-10	PIPE 1 DURITE 1	1	1	1	1	
6	6P2-1475E-00	PIPE 2 DURITE	1	1	1	1	
7	6P2-13545-00	HOSE 1 DURITE 1	1	1	1	1	
8	6P2-1475F-00	PIPE 3 DURITE 3	1	1	1	1	
9	6P2-1475G-00	PIPE 4 DURITE 4	1	1	1	1	
10	6P2-13546-00	HOSE 2 DURITE 2	1	1	1	1	
11	6P2-2416A-00	HOSE DURITE	1	1	1	1	
12	6P2-24135-00	CLAMP 1 COLLIER 1	2	2	2	2	
13	6P2-24136-00	CLAMP 2 COLLIER 2	2	2	2	2	
14	6P2-13758-00	PIPE, JOINT DURITE	2	2	2	2	
15	6P2-24137-00	CLAMP 3 COLLIER 3	1	1	1	1	
16	6E5-21744-00	BREATHER RENIFLARD	1	1	1	1	
17	688-24378-00	PIPE, JOINT 3 DURITE RACCORDEMENT 3	1	1	1	1	
18	6P2-13547-00	HOSE 3 DURITE 3	1	1	1	1	
19	6P2-13548-10	HOSE, AIR 4 DURITE, A AIR 4	1	1	1	1	
20	6P2-24376-00	PIPE, JOINT 1 DURITE 1, RACCORDEMENT	1	1	1	1	
21	90464-18004	CLAMP BRIDE	1	1	1	1	
22	90464-18004	CLAMP BRIDE	2	2	2	2	

FIG. 12 THROTTLE BODY ASSY 3

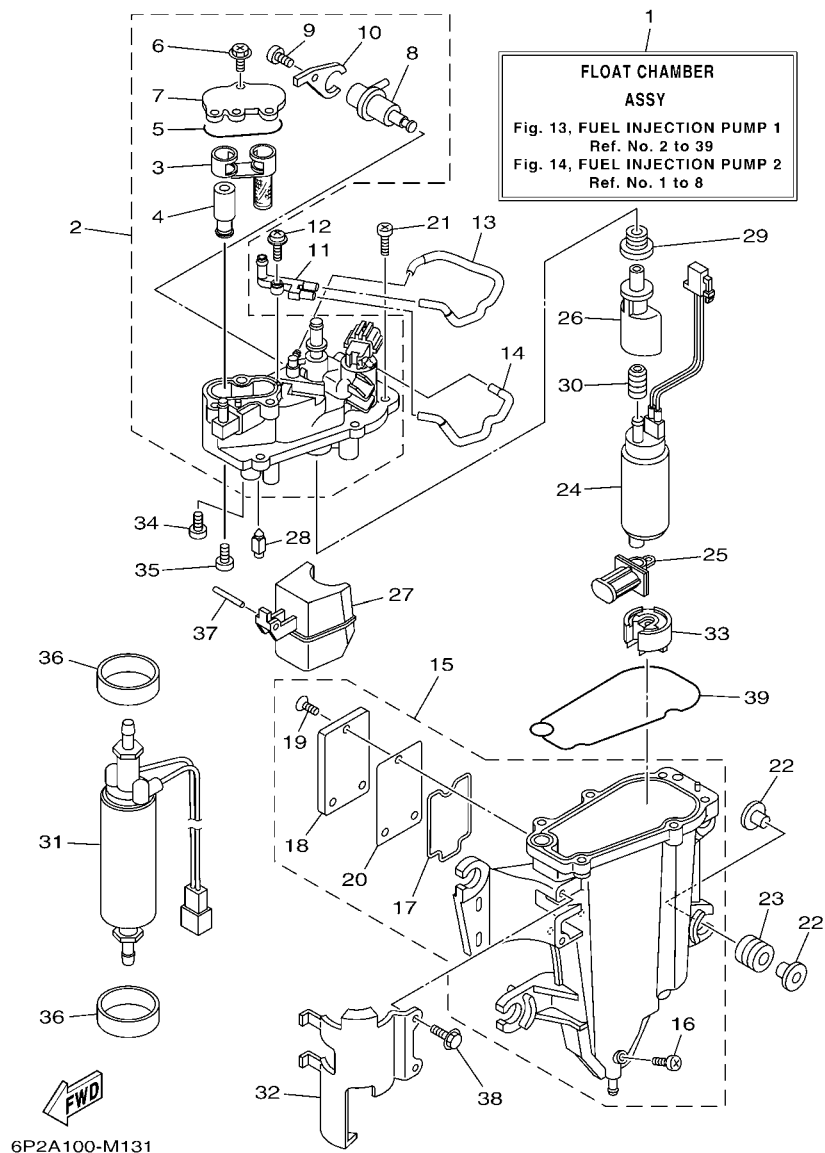
CARTER D'ACCELERATEUR 3



REF. NO.	PART NO. N° PIECES	DESCRIPTION DESCRIPTION	6ALB	6ASA	6AMB	6ATA	REMARKS REMARQUES
1	6P2-13160-10	DELIVERY PIPE ASSY 1 ENS. TUBE DE REFOULEMENT 1	1	1	1	1	
2	6P2-13161-00	.PIPE, DELIVERY 1 .DURITE REFOULEMENT 1	1	1	1	1	
3	6P2-13761-10	.INJECTOR .INJECTEUR	3	3	3	3	
4	6C5-1410B-00	..PACKING KIT ..POCHETTE DE JOINTS	1	1	1	1	
5	6P2-13577-00	.CLIP .AGRAFE	3	3	3	3	
6	6P2-13170-10	DELIVERY PIPE ASSY 2 ENS. TUBE DE REFOULEMENT 2	1	1	1	1	
7	6P2-13171-00	.PIPE, DELIVERY 2 .DURITE REFOULEMENT	1	1	1	1	
8	6P2-13761-10	.INJECTOR .INJECTEUR	3	3	3	3	
9	6C5-1410B-00	..PACKING KIT ..POCHETTE DE JOINTS	1	1	1	1	
10	6P2-13577-00	.CLIP .AGRAFE	3	3	3	3	
11	90119-06122	BOLT, WITH WASHER BOULON, AVEC RONDELLE	4	4	4	4	

FIG. 13 FUEL INJECTION PUMP 1

POMPE A INJECTEUR 1



6P2A100-M131

REF. NO.	PART NO. N° PIECES	DESCRIPTION DESCRIPTION	6ALB	6ASA	6AMB	6ATA	REMARKS REMARQUES
1	6P2-14180-31	FLOAT CHAMBER ASSY CUVE DE FLOTTEUR	1	1	1	1	
2	6AW-14182-11	COVER, FLOAT CHAMBER COUVERCLE, CUVE DE FLOTTEUR	1	1	1	1	
3	6CB-24501-01	.FILTER, FUEL .FILTRE	1	1	1	1	
4	6CB-24460-00	.RELIEF VALVE ASSY .SOUPEPE DE SECURITE COMPLET	1	1	1	1	
5	6CB-13016-00	.O-RING JOINT TORIQUE	1	1	1	1	
6	6CB-14216-00	.SCREW .VIS	3	3	3	3	
7	6CB-24217-00	.COVER COUVERCLE	1	1	1	1	
8	6CB-13906-01	.REGULATOR, PRESSURE .REGULATEUR DE PRESSION	1	1	1	1	
9	6CB-14564-00	.SCREW .VIS	1	1	1	1	
10	6CB-14146-00	.PLATE PLAQUE	1	1	1	1	
11	68V-24379-10	PIPE, JOINT 4 DURITE RACCORDEMENT 4	1	1	1	1	
12	68V-14216-00	SCREW VIS	1	1	1	1	
13	68V-1475H-00	PIPE 5 DURITE 5	1	1	1	1	
14	68V-1475J-00	PIPE 6 DURITE 6	1	1	1	1	
15	6AW-14181-11	BODY, FLOAT CHAMBER 1 CORPS, CUVE DE FLOTTEUR 1	1	1	1	1	
16	6P2-14191-00	.PLUG, DRAIN .PLOT, VIDANGE	1	1	1	1	
17	6CB-14239-00	.SEAL JOINT	1	1	1	1	
18	6CB-24452-10	.COVER COUVERCLE	1	1	1	1	
19	6CB-14429-01	.SCREW .VIS	3	3	3	3	
20	6CB-24482-00	.GASKET 1 JOINT 1	1	1	1	1	
21	63P-14567-00	SCREW VIS	6	6	6	6	
22	69J-13716-00	COLLAR COLLERETTE	8	8	8	8	
23	6CB-13593-00	DAMPER AMORTISSEUR	4	4	4	4	
24	6P2-13907-20	FUEL PUMP COMP. POMPE A CARBURANT COMP.	1	1	1	1	
25	63P-13915-00	FILTER FILTRE	1	1	1	1	
26	6AW-13132-00	JOINT RACCORD	1	1	1	1	
27	6CB-14985-00	FLOAT FLOTTEUR	1	1	1	1	

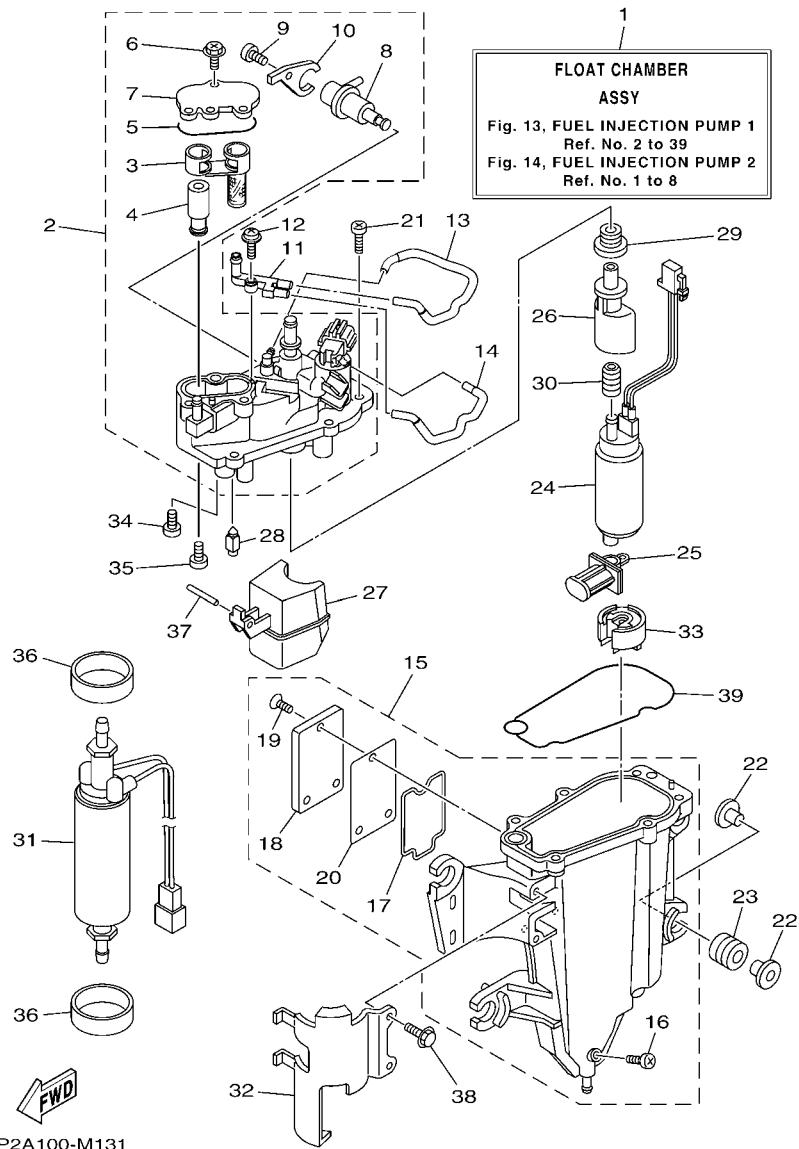


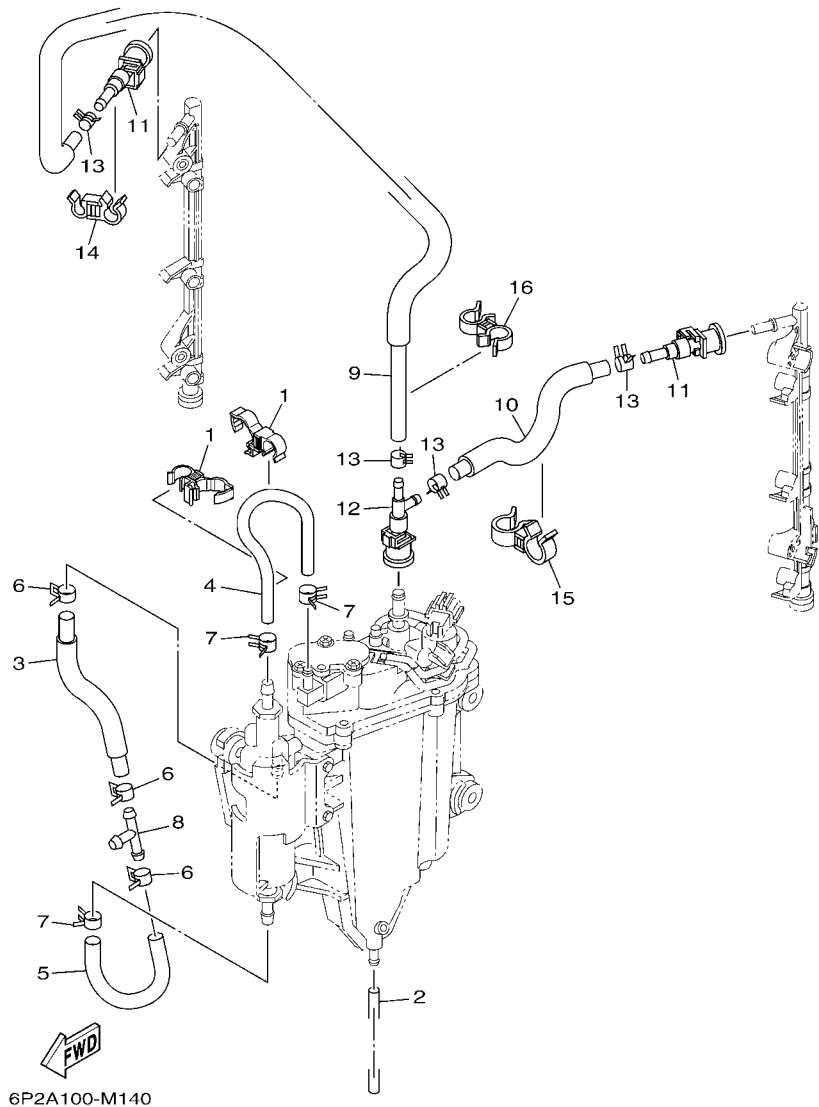
FIG. 13 FUEL INJECTION PUMP 1

POMPE A INJECTEUR 1

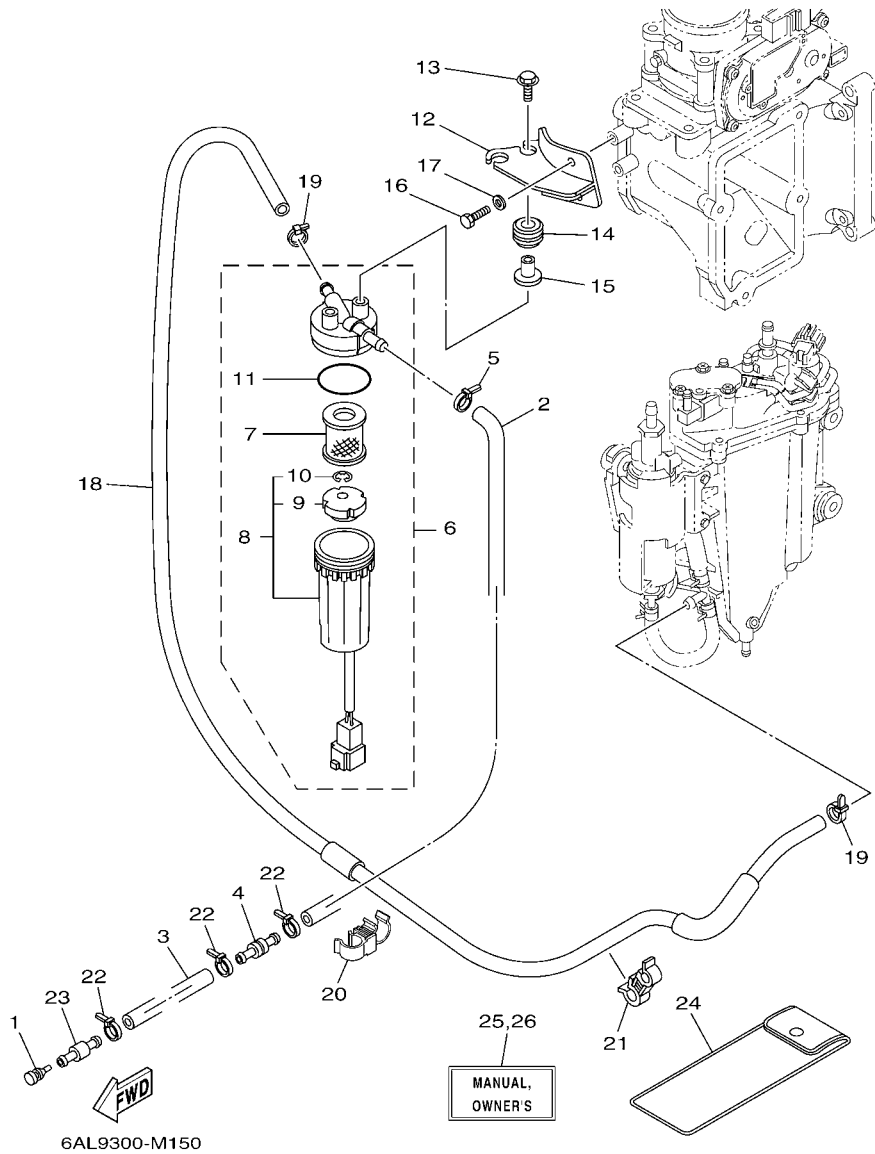
REF. NO.	PART NO. N° PIECES	DESCRIPTION DESCRIPTION	6ALB	6ASA	6AMB	6ATA	REMARKS REMARQUES
28	6CB-14546-00	VALVE, NEEDLE POINTEAU	1	1	1	1	
29	6CB-1447B-00	BUSH 1 DOUILLE 1	1	1	1	1	
30	6AW-13781-00	DAMPER, PUMP AMORTISSEUR, POMPE	1	1	1	1	
31	6CB-24410-00	FUEL PUMP ASSY POMPE A ESSENCE	1	1	1	1	
32	6AW-24491-10	BRACKET, FUEL PUMP SUPPORT, POMPE A ESSENCE	1	1	1	1	
33	6AW-13784-00	COVER, PUMP COUVERCLE, POMPE	1	1	1	1	
34	4SV-24453-00	SCREW VIS	1	1	1	1	
35	98507-04008	SCREW, PAN HEAD VIS, TETE TRONCONIQUE	1	1	1	1	
36	6CB-24492-00	BUSH, FUEL PUMP BAGUE	2	2	2	2	
37	6P2-14386-00	PIN, FLOAT AXE, FLOTTEUR	1	1	1	1	
38	6CB-24592-00	BOLT BOLTE	2	2	2	2	
39	6CB-14984-00	GASKET, FLOAT CHAMBER JOINT, CUVE DE FLOTTEUR	1	1	1	1	

FIG. 14 FUEL INJECTION PUMP 2

POMPE A INJECTEUR 2



REF. NO.	PART NO. N° PIECES	DESCRIPTION DESCRIPTION	6ALB	6ASA	6AMB	6ATA	REMARKS REMARQUES
1	90464-12012	CLAMP BRIDE	2	2	2	2	
2	6P2-14149-00	PIPE DURITE	1	1	1	1	
3	6AW-24323-20	PIPE 12 DURITE 12	1	1	1	1	
4	6AW-24324-20	PIPE 13 DURITE 13	1	1	1	1	
5	6AW-24317-20	PIPE 7 DURITE 7	1	1	1	1	
6	69J-14137-00	CLIP JONC	3	3	3	3	
7	68V-13577-00	CLIP AGRAFE	3	3	3	3	
8	6E5-24378-00	PIPE, JOINT 3 DURITE, RACCORDEMENT 3	1	1	1	1	
9	6P2-13973-30	PIPE, FUEL 3 TUBE 3, CARBURANT	1	1	1	1	
10	6P2-13974-30	PIPE, FUEL 4 TUBE 4, CARBURANT	1	1	1	1	
11	6AW-24300-10	FUEL PIPE JOINT DURITE RACCORDEMT. A ESSENCE	2	2	2	2	
12	6P2-24300-00	FUEL PIPE JOINT DURITE RACCORDEMT. A ESSENCE	1	1	1	1	
13	68V-13577-00	CLIP AGRAFE	4	4	4	4	
14	90464-12010	CLAMP BRIDE	1	1	1	1	
15	90464-18005	CLAMP BRIDE	1	1	1	1	
16	90464-12009	CLAMP BRIDE	1	1	1	1	



6AL9300-M150

FIG. 15 FUEL 1

CARBURANT 1

REF. NO.	PART NO. N° PIECES	DESCRIPTION DESCRIPTION	6ALB	6ASA	6AMB	6ATA	REMARKS REMARQUES
1	689-85547-00	DAMPER AMORTISSEUR	1	1	1	1	
2	6P2-24314-00	PIPE 4 DURITE 4	1	1	1	1	
3	90445-13511	HOSE (L2000) DURITE (L2000)	1	1	1	1	
4	6R3-24377-10	PIPE, JOINT 2 DURITE RACCORDEMENT 2	1	1	1	1	
5	90465-11M10	CLAMP BRIDE	1	1	1	1	
6	6P3-24560-03	FILTER ASSY ENS FILTRE	1	1	1	1	
7	6P3-24563-01	.ELEMENT, FILTER .ELEMENT, FILTRE	1	1	1	1	
8	6P3-24562-03	.CUP, FILTER .CUVETTE, FILTRE	1	1	1	1	
9	6P3-24469-00	..FLOAT, WATER LEVEL ..FLOTTEUR	1	1	1	1	
10	6P3-24519-00	..CLIP ..JONC	1	1	1	1	
11	6P3-24564-00	.GASKET .JOINT	1	1	1	1	
12	6P2-24566-11	BRACKET, FILTER SUPPORT, FILTRE	1	1	1	1	
13	90119-06M17	BOLT, WITH WASHER BOULON, AVEC RONDELLE	2	2	2	2	
14	90480-14018	GROMMET PASSE-FIL	2	2	2	2	
15	90387-06289	COLLAR COLLERETTE	2	2	2	2	
16	97095-06014	BOLT BOULON	2	2	2	2	
17	92995-06600	WASHER RONDELLE	2	2	2	2	
18	6P2-24313-30	PIPE 3 DURITE 3	1	1	1	1	
19	90465-11M10	CLAMP BRIDE	2	2	2	2	
20	90464-12009	CLAMP BRIDE	1	1	1	1	
21	90464-12010	CLAMP BRIDE	1	1	1	1	
22	90465-11M10	CLAMP BRIDE	3	3	3	3	
23	6R3-24377-00	PIPE, JOINT 2 DURITE RACCORDEMENT 2	1	1	1	1	
24	69J-28100-01	TOOL KIT TROUSSE A OUTILS	1	1	1	1	AP AP
25	6P2-28199-7B-E0	MANUAL, OWNER'S MANUEL D'UTILISATION	1	1	1	1	UR (E) UR (E)
	6P2-28199-7B-F0	MANUAL, OWNER'S MANUEL D'UTILISATION	1	1	1	1	UR (F) UR (F)
	6P2-28199-7B-S0	MANUAL, OWNER'S MANUEL D'UTILISATION	1	1	1	1	UR (ES) UR (ES)

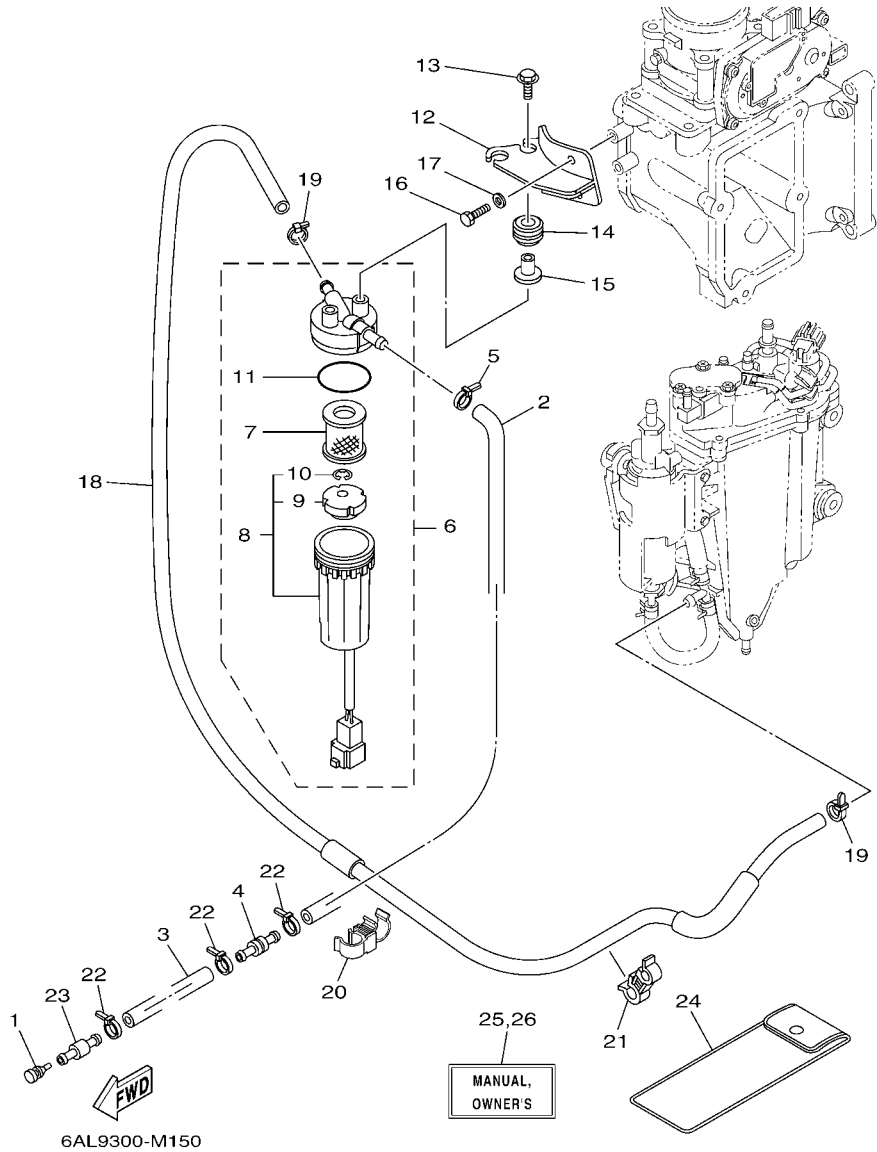
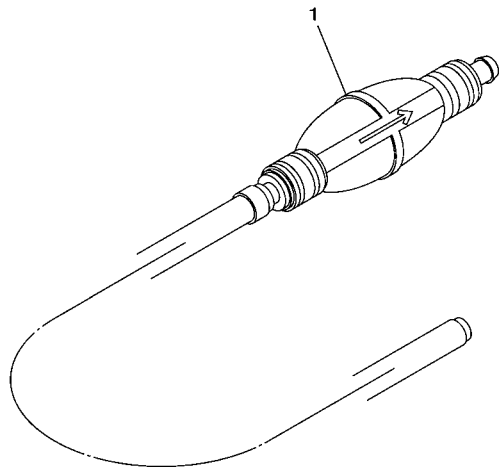


FIG. 15 FUEL 1

CARBURANT 1

REF. NO.	PART NO. N° PIECES	DESCRIPTION DESCRIPTION	6ALB	6ASA	6AMB	6ATA	REMARKS REMARQUES
25	6P2-28199-7B-G0	MANUAL,OWNER'S MANUEL D'UTILISATION	1	1	1	1	UR (D) UR (D)
	6P2-28199-7B-D0	MANUAL,OWNER'S MANUEL D'UTILISATION	1	1	1	1	UR (NL) UR (NL)
	6P2-28199-7B-H0	MANUAL,OWNER'S MANUEL D'UTILISATION	1	1	1	1	UR (I) UR (I)
26	6P2-28199-8B-K0	MANUAL,OWNER'S MANUEL D'UTILISATION	1	1	1	1	UR (DK) UR (DK)
	6P2-28199-8B-R0	MANUAL,OWNER'S MANUEL D'UTILISATION	1	1	1	1	UR (GR) UR (GR)
	6P2-28199-8B-P0	MANUAL,OWNER'S MANUEL D'UTILISATION	1	1	1	1	UR (P) UR (P)
	6P2-28199-8B-N0	MANUAL,OWNER'S MANUEL D'UTILISATION	1	1	1	1	UR (N) UR (N)
	6P2-28199-8B-M0	MANUAL,OWNER'S MANUEL D'UTILISATION	1	1	1	1	UR (S) UR (S)
	6P2-28199-8B-L0	MANUAL,OWNER'S MANUEL D'UTILISATION	1	1	1	1	UR (SF) UR (SF)

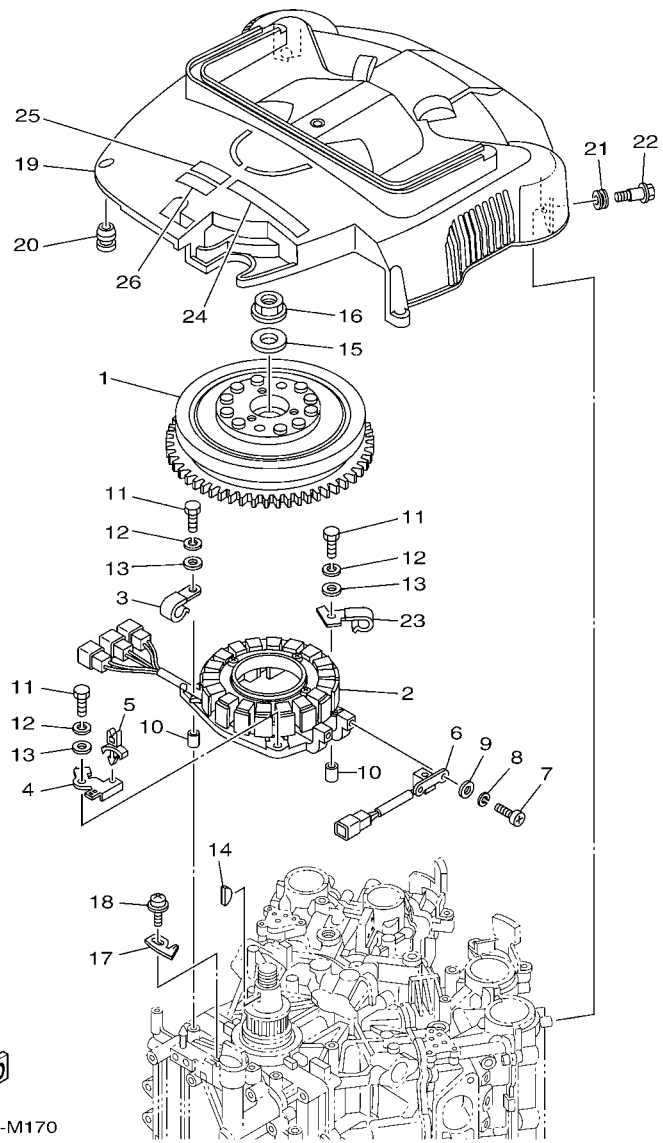



 69J2300-3140

FIG. 16 FUEL 2

CARBURANT 2

REF. NO.	PART NO. N° PIECES	DESCRIPTION DESCRIPTION	6ALB	6ASA	6AMB	6ATA	REMARKS REMARQUES
1	6YK-24307-42	FUEL PIPE COMP. 2 DURITE A ESSENCE 2	1	1	1	1	AP AP



6AL9300-M170

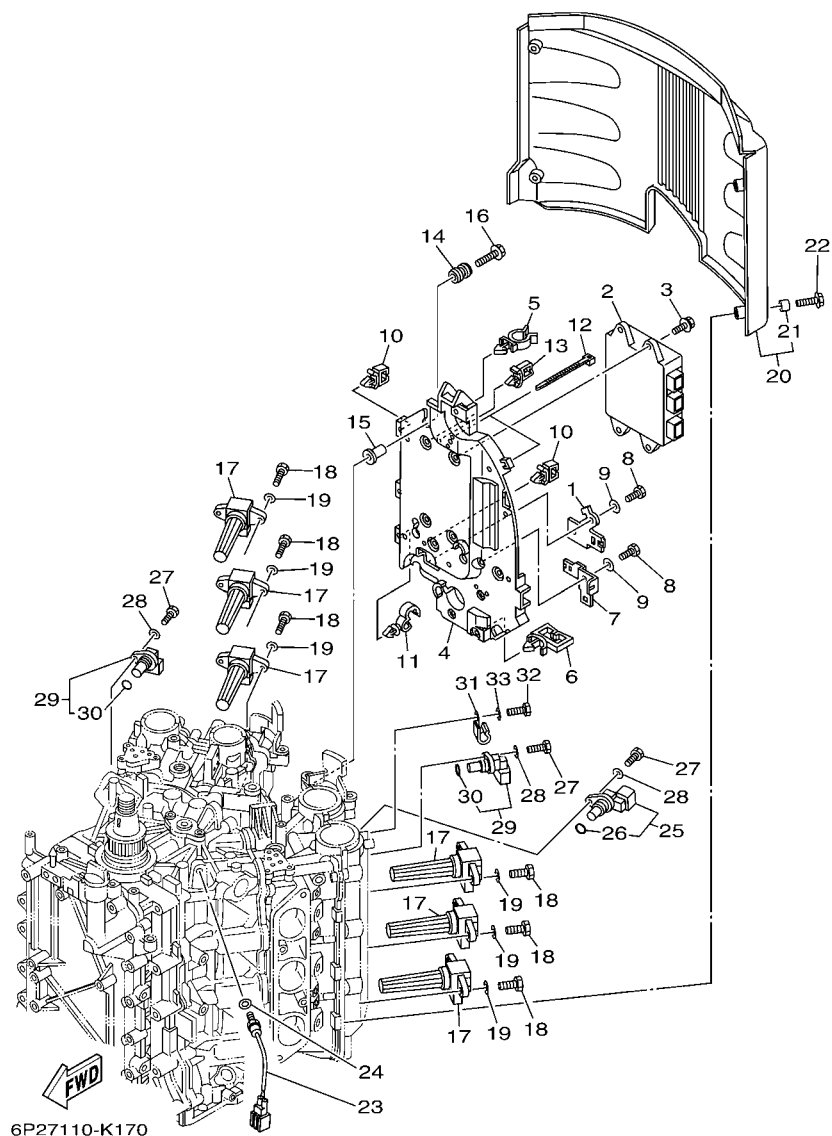
FIG. 17 GENERATOR

GENERATRICE

REF. NO.	PART NO. N° PIECES	DESCRIPTION DESCRIPTION	6ALB	6ASA	6AMB	6ATA	REMARKS REMARQUES
1	6P2-81450-00	ROTOR ASSY ROTOR COMPLET	1	1	1	1	
2	6P2-81460-00	BASE ASSY ENS. FLASQUE	1	1	1	1	
3	90462-08032	CLAMP BRIDE	1	1	1	1	
4	6P2-8257V-00	PLATE, CONNECTOR PLAQUE, CONNECTEUR	1	1	1	1	
5	90464-06001	CLAMP BRIDE	1	1	1	1	
6	6P2-85580-00	COIL, PULSER BOBINE, PULSEUR	1	1	1	1	
7	97880-05012	SCREW, PAN HEAD VIS, TETE TRONCONIQUE	2	2	2	2	
8	92990-05100	WASHER, SPRING RONDELLE, GROWER	2	2	2	2	
9	92990-05600	WASHER, PLATE RONDELLE, PLATE	2	2	2	2	
10	99530-08012	PIN, DOWEL GOUJON, D'ASSEMBLAGE	2	2	2	2	
11	97095-06035	BOLT BOULON	4	4	4	4	
12	92995-06100	WASHER, SPRING RONDELLE, GROWER	4	4	4	4	
13	92995-06600	WASHER RONDELLE	4	4	4	4	
14	90280-05015	KEY, WOODRUFF CLAVETTE, DEMI-LUNE	1	1	1	1	
15	90201-24014	WASHER, PLATE RONDELLE, PLATE	1	1	1	1	
16	90179-24002	NUT ECROU	1	1	1	1	
17	6P2-81332-00	PLATE, TIMING PLATEAU, ALLUMAGE	1	1	1	1	
18	97985-06210	SCREW, WITH WASHER VIS, AVEC RONDELLE	1	1	1	1	
19	6P2-81337-02	COVER, FLYWHEEL COUVERCLE, VOLANT	1	1	1	1	
20	663-82317-01	DAMPER, IGNITION COIL AMORTISSEUR, BOBINE D'ALLUM	4	4	4	4	
21	90480-12314	GROMMET PASSE-FIL	2	2	2	2	
22	90109-06MA1	BOLT BOULON	2	2	2	2	
23	6P2-81128-00	CLAMP BRIDE	1	1	1	1	
24	60L-13437-62	MARK, CAUTION MAKER	1	1	1	1	
25	6EE-81994-40	LABEL, SAFETY ETIQUETTE, SECURITE	1	1	1	1	
26	6EE-81994-50	LABEL, SAFETY ETIQUETTE, SECURITE	1	1	1	1	

FIG. 18 ELECTRICAL 1

PARTIE ELECTRIQUE 1



REF. NO.	PART NO. N° PIECES	DESCRIPTION DESCRIPTION	6ALB	6ASA	6AMB	6ATA	REMARKS REMARQUES
1	6P2-8257V-00	PLATE, CONNECTOR PLAQUE, CONNECTEUR	1	1	1	1	
2	6AL-8591A-13	ENGINE CONTROL UNIT ASSY BLOC DE CONTROL	1	1			
	6AS-8591A-13	ENGINE CONTROL UNIT ASSY BLOC DE CONTROL		1		1	
3	90119-06M82	BOLT, WITH WASHER BOULON, AVEC RONDELLE	4	4	4	4	
4	6P2-82316-00	BRACKET, IGNITION COIL SUPPORT, BOBINE D'ALLUMAGE	1	1	1	1	
5	90464-19M45	CLAMP BRIDE	1	1	1	1	
6	90464-23199	CLAMP BRIDE	1	1	1	1	
7	6P2-81845-00	PLATE PLAQUE	1	1	1	1	
8	97095-06016	BOLT BOULON	2	2	2	2	
9	92995-06600	WASHER RONDELLE	2	2	2	2	
10	90464-11121	CLAMP BRIDE	4	4	4	4	
11	90464-13249	CLAMP BRIDE	2	2	2	2	
12	90465-14M66	CLAMP BRIDE	2	2	2	2	
13	90464-08004	CLAMP BRIDE	1	1	1	1	
14	6A0-82317-00	DAMPER, IGNITION COIL AMORTISSEUR, BOBINE D'ALLUM	4	4	4	4	
15	90387-06119	COLLAR COLLERETTE	4	4	4	4	
16	90119-06M59	BOLT, WITH WASHER BOULON, AVEC RONDELLE	4	4	4	4	
17	6P2-82310-01	IGNITION COIL ASSY BOBINE D'ALLUMAGE	6	6	6	6	
18	97095-06020	BOLT BOULON	12	12	12	12	
19	92995-06600	WASHER RONDELLE	12	12	12	12	
20	6P2-82314-00	COVER, IGNITION COIL COUVERCLE, BOBINE D'ALLUMAGE	1	1	1	1	
21	90387-06044	.COLLAR .COLLERETTE	4	4	4	4	
22	90119-06M92	BOLT, WITH WASHER BOULON, AVEC RONDELLE	4	4	4	4	
23	61A-85790-00	THERMOSENSOR ASSY SENSITOMETRE	1	1	1	1	
24	92990-10600	WASHER, PLATE RONDELLE, PLATE	1	1	1	1	
25	6P2-85896-00	SENSOR, CAM POSITION SONDE DE CAME	1	1	1	1	
26	6P2-85075-00	.O-RING .JOINT TORIQUE	1	1	1	1	

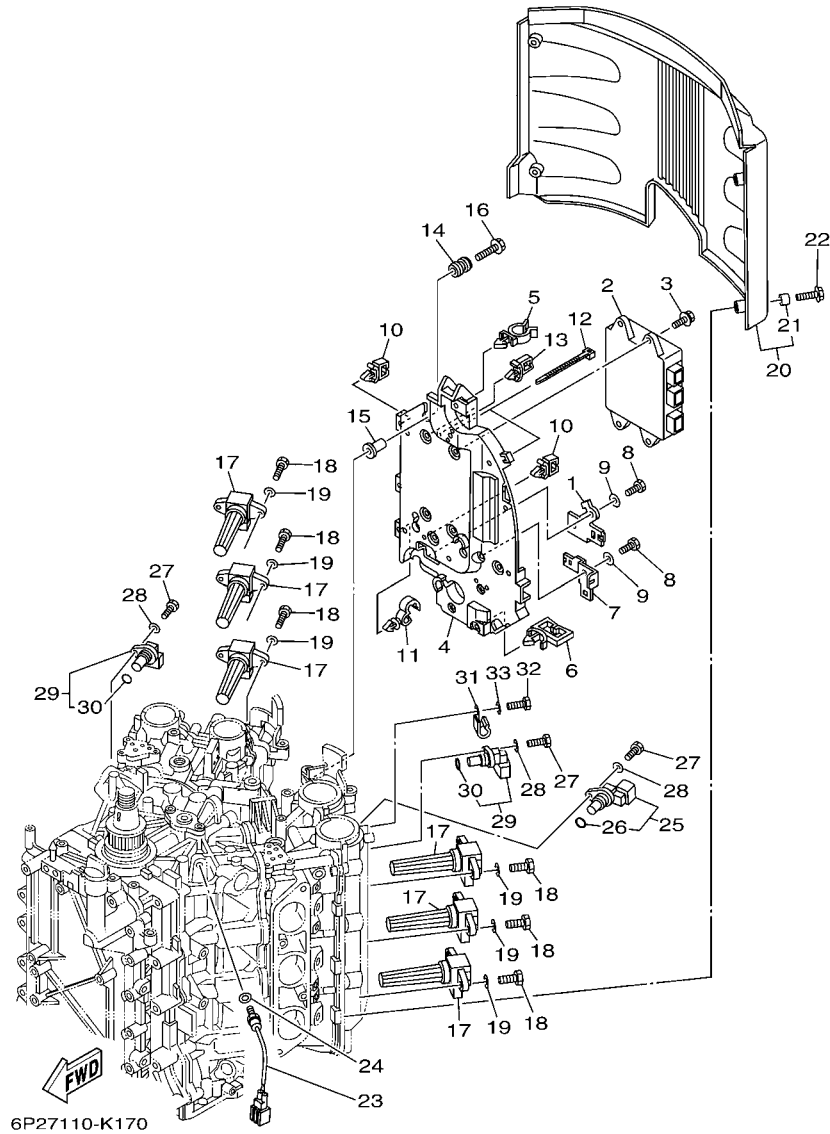


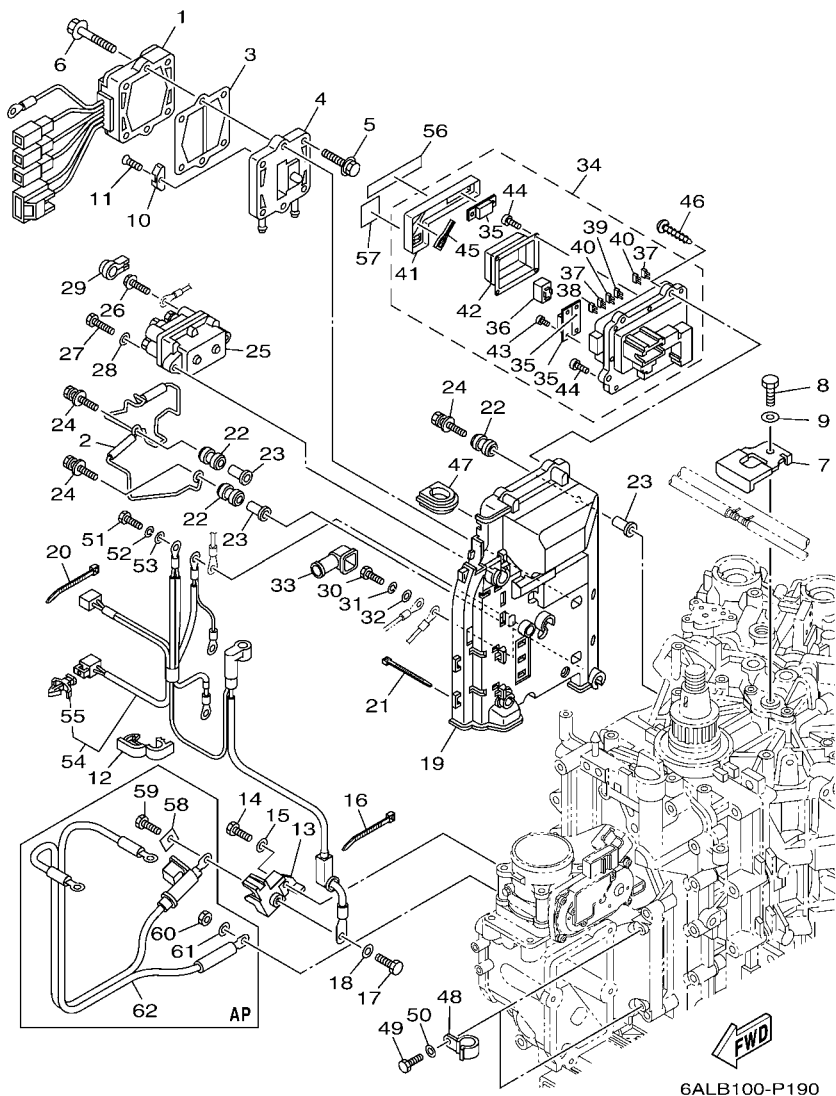
FIG. 18 ELECTRICAL 1

PARTIE ELECTRIQUE 1

REF. NO.	PART NO. N° PIECES	DESCRIPTION DESCRIPTION	6ALB	6ASA	6AMB	6ATA	REMARKS REMARQUES
27	97095-06020	BOLT BOULON	3	3	3	3	
28	92995-06600	WASHER RONDELLE	3	3	3	3	
29	6P2-85897-00	SENSOR, CAM POSITION 2 SONDE DE CAME 2	2	2	2	2	
30	6P2-85075-00	O-RING JOINT TORIQUE	1	1	1	1	
31	90462-08032	CLAMP BRIDE	1	1	1	1	
32	97095-06012	BOLT BOULON	1	1	1	1	
33	92995-06600	WASHER RONDELLE	1	1	1	1	

FIG. 19 ELECTRICAL 2

PARTIE ELECTRIQUE 2



REF. NO.	PART NO. N° PIECES	DESCRIPTION DESCRIPTION	6ALB	6ASA	6AMB	6ATA	REMARKS REMARQUES
1	6P2-81960-02	RECTIFIER & REGULATOR ASSY REDRESSEUR REGULATEUR CPLT	1	1	1	1	
2	6P2-81614-00	PROTECTOR PROTECTEUR	1	1	1	1	
3	60V-81975-A0	PLATE, RECTIFIER FITTING PLAQUE, FIXATION DU REDRESSEUR	1	1	1	1	
4	6P2-81972-00-9S	COVER, RECTIFIER COUVERCLE, REDRESSEUR	1	1	1	1	
5	90119-06MA3	BOLT, WITH WASHER BOULON, AVEC RONDELLE	4	4	4	4	
6	90119-06MA5	BOLT, WITH WASHER BOULON, AVEC RONDELLE	2	2	2	2	
7	6P2-12491-00	CLAMP 1 COLLIER 1	1	1	1	1	
8	97095-06012	BOLT BOULON	1	1	1	1	
9	92995-06600	WASHER RONDELLE	1	1	1	1	
10	6E5-11325-00	ANODE ANODE	1	1	1	1	
11	98780-04015	SCREW, FLAT HEAD VIS A TETE FRAISEE	1	1	1	1	
12	90464-18004	CLAMP BRIDE	5	5	5	5	
13	6P2-81925-01	TERMINAL BORNE	1	1	1	1	
14	97095-08020	BOLT BOULON	1	1	1	1	
15	92995-08600	WASHER RONDELLE	1	1	1	1	
16	90465-13M18	CLAMP BRIDE	1	1	1	1	
17	97095-08016	BOLT BOULON	1	1	1	1	
18	92995-08600	WASHER RONDELLE	1	1	1	1	
19	6P2-81948-00	BRACKET SUPPORT	1	1	1	1	
20	90465-13M18	CLAMP BRIDE	6	6	6	6	
21	90465-14M66	CLAMP BRIDE	3	3	3	3	
22	6A0-82317-00	DAMPER, IGNITION COIL AMORTISSEUR, BOBINE D'ALLUM	5	5	5	5	
23	90387-06119	COLLAR COLLERETTE	5	5	5	5	
24	90119-06M95	BOLT, WITH WASHER BOULON, AVEC RONDELLE	5	5	5	5	
25	63P-81950-00	RELAY ASSY RELAIS COMPLET	1	1	1	1	
26	97595-06610	BOLT, WITH WASHER VIS HEXAGONAL AVEC RONDELLE	2	2	2	2	
27	97013-06025	BOLT BOULON	2	2	2	2	

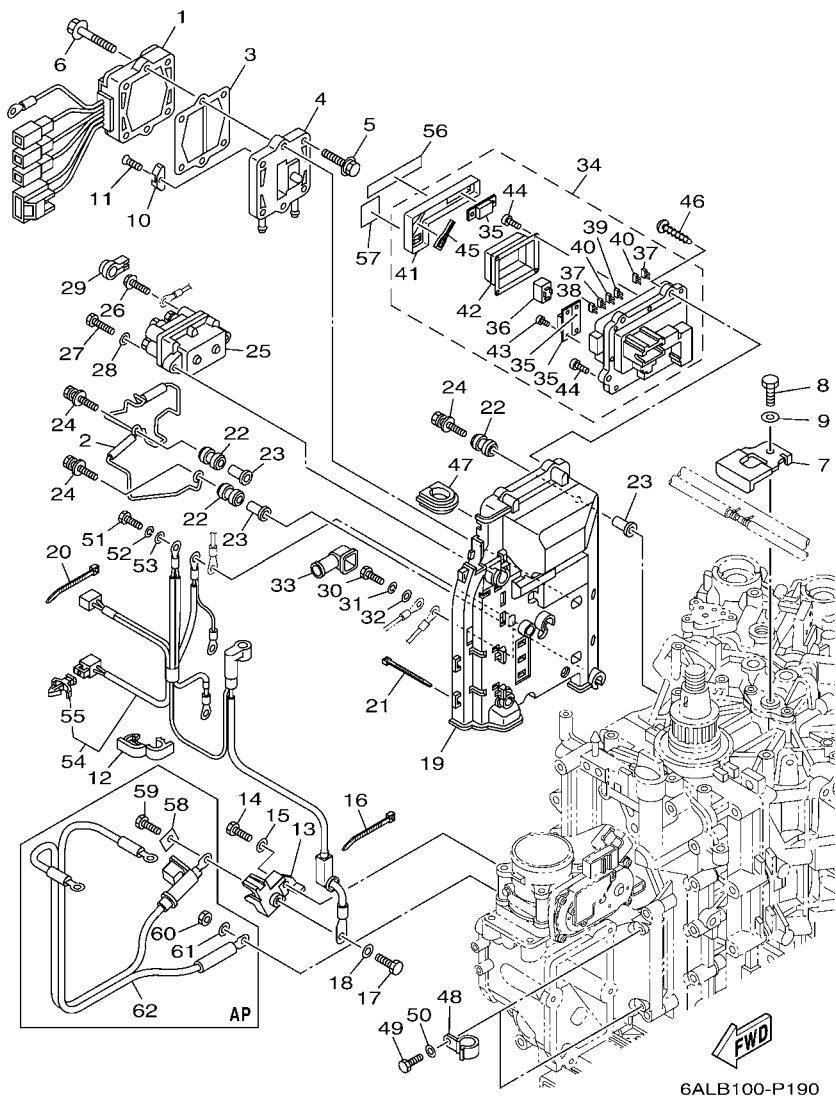


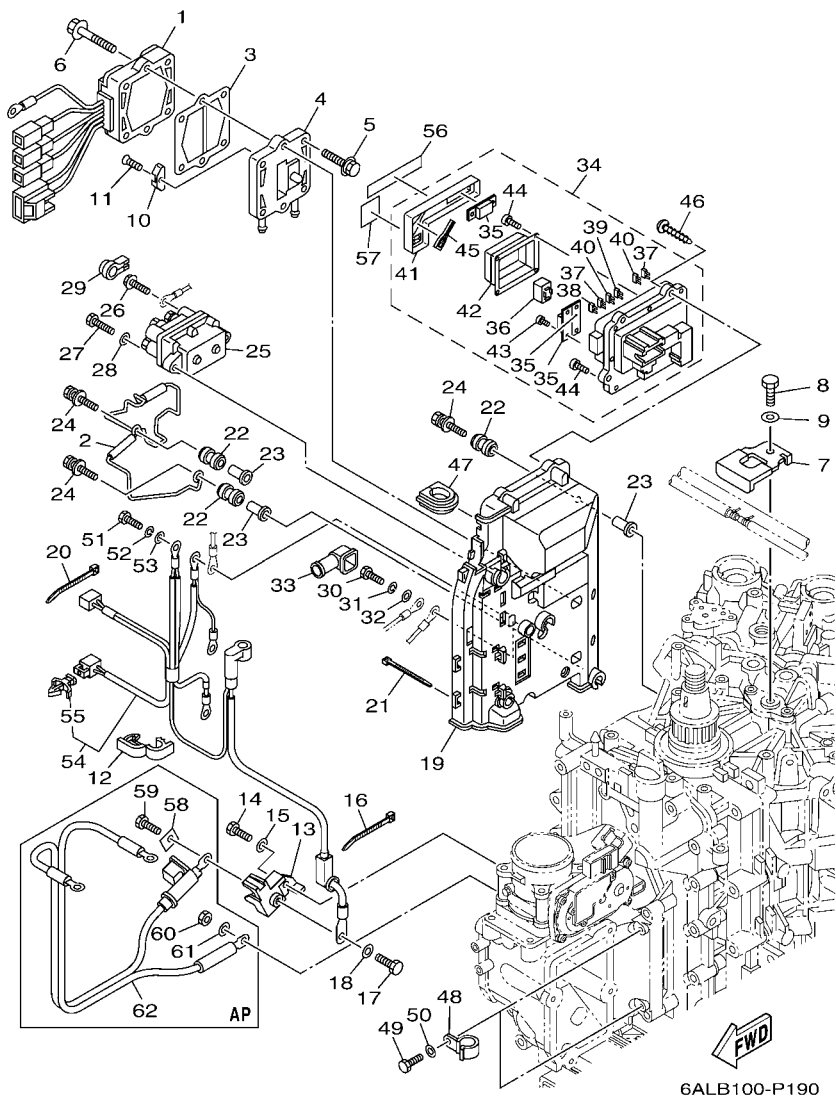
FIG. 19 ELECTRICAL 2

PARTIE ELECTRIQUE 2

REF. NO.	PART NO. N° PIECES	DESCRIPTION DESCRIPTION	6ALB	6ASA	6AMB	6ATA	REMARKS REMARQUES
28	92903-06600	WASHER, PLATE RONDELLE, PLATE	2	2	2	2	
29	6P2-8183X-00	CAP, TERMINAL COUVERCLE, BORNE	2	2	2	2	
30	97095-06016	BOLT BOULON	1	1	1	1	
31	92995-06100	WASHER, SPRING RONDELLE, GROWER	1	1	1	1	
32	92995-06600	WASHER RONDELLE	1	1	1	1	
33	6P2-82119-00	COVER, LEAD WIRE GARNITURE, FIL	1	1	1	1	
34	6P2-82170-11	FUSE BOX ASSY BOITE A FUSIBLES	1	1	1	1	
35	6P2-82151-00	.FUSE (60A) .FUSIBLE (60A)	3	3	3	3	
36	6AW-8195A-00	.RELAY ASSY .RELAIS COMPLET	4	4	4	4	
37	67F-82151-40	.FUSE (10A) .FUSIBLE (10A)	3	3	3	3	
38	67F-82151-50	.FUSE (15A) .FUSIBLE (15A)	2	2	2	2	
39	67F-82151-00	.FUSE (20A) .FUSIBLE (20A)	2	2	2	2	
40	67F-82151-10	.FUSE (30A) .FUSIBLE (30A)	3	3	3	3	
41	6P2-85544-00	.CASE .BOITIER	1	1	1	1	
42	6P2-81639-10	.COVER COUVERCLE	1	1	1	1	
43	68F-82846-00	.SCREW, PAN HEAD (M5) .VIS, TETE TRONCONIQUE (M5)	4	4	4	4	
44	6P2-82113-00	.SCREW .VIS	12	12	12	12	
45	67F-2812A-00	.PULLER, FUSE .TENDEUR, FUSIBLE	1	1	1	1	
46	97780-50620	SCREW, TAPPING VIS, TETE BOMBEE	4	4	4	4	
47	6P2-81336-00	GROMMET OEILLET CAOUTCHOUC	1	1	1	1	
48	90462-08026	CLAMP BRIDE	2	2	2	2	
49	97095-06016	BOLT BOULON	2	2	2	2	
50	92995-06600	WASHER RONDELLE	2	2	2	2	
51	97095-06016	BOLT BOULON	3	3	3	3	
52	92995-06100	WASHER, SPRING RONDELLE, GROWER	3	3	3	3	
53	92995-06600	WASHER RONDELLE	3	3	3	3	
54	6P2-8259M-00	WIRE HARNESS ASSY 2 FAISCEAU DE FILS	1	1	1	1	

FIG. 19 ELECTRICAL 2

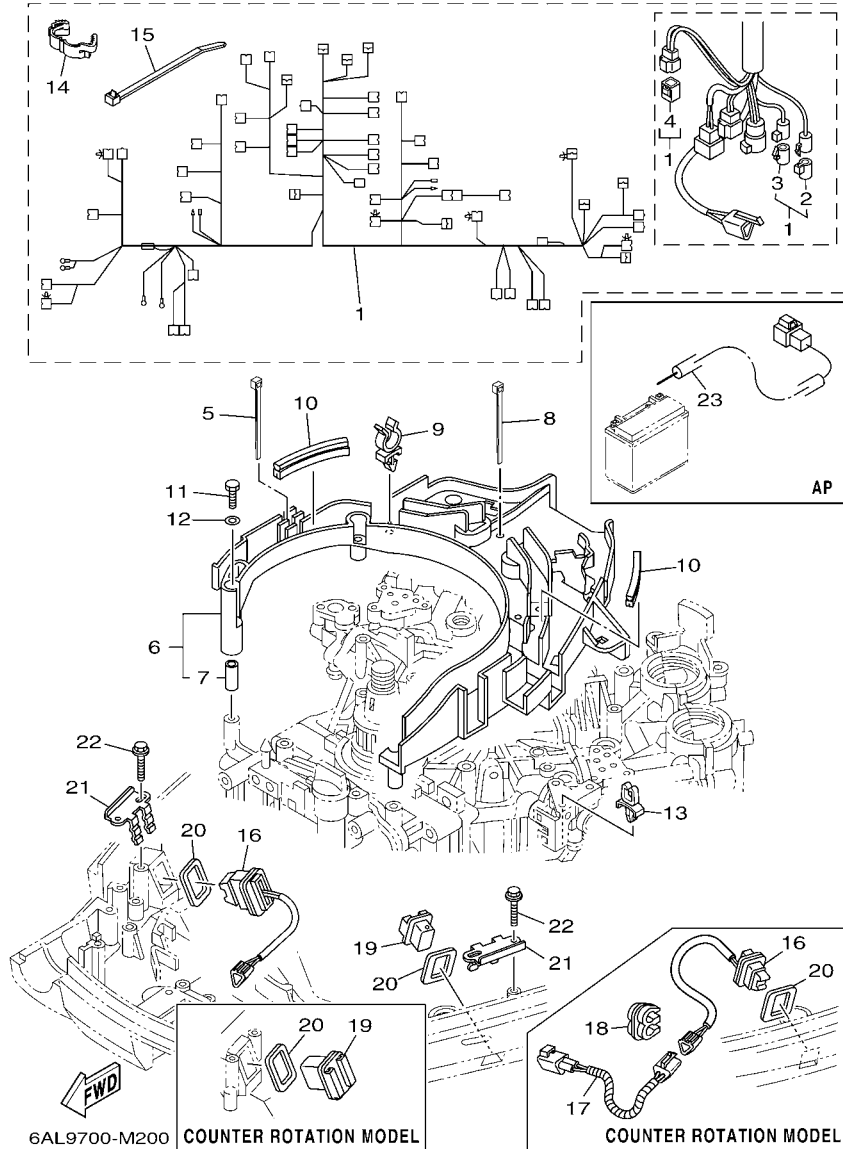
PARTIE ELECTRIQUE 2



REF. NO.	PART NO. N° PIECES	DESCRIPTION DESCRIPTION	6ALB	6ASA	6AMB	6ATA	REMARKS REMARQUES
55	90464-09M47	.CLAMP .BRIDE	1	1	1	1	
56	6P2-81919-40	GRAPHIC, REGULATOR ADHESIF, REGULATEUR	1	1	1	1	
57	6P2-81919-31	GRAPHIC, REGULATOR ADHESIF, REGULATEUR	1	1	1	1	
58	6P2-81923-00	WASHER RONDELLE	1	1	1	1	AP AP
59	97095-08016	BOLT BOULON	1	1	1	1	AP AP AP
60	95333-08600	NUT ECROU	1	1	1	1	AP AP
61	92903-08100	WASHER, SPRING RONDELLE, GROWER	1	1	1	1	AP AP
62	6P2-82105-02	BATTERY CABLE CABLE DE BATTERIE	1	1	1	1	AP AP

PARTIE ELECTRIQUE 3

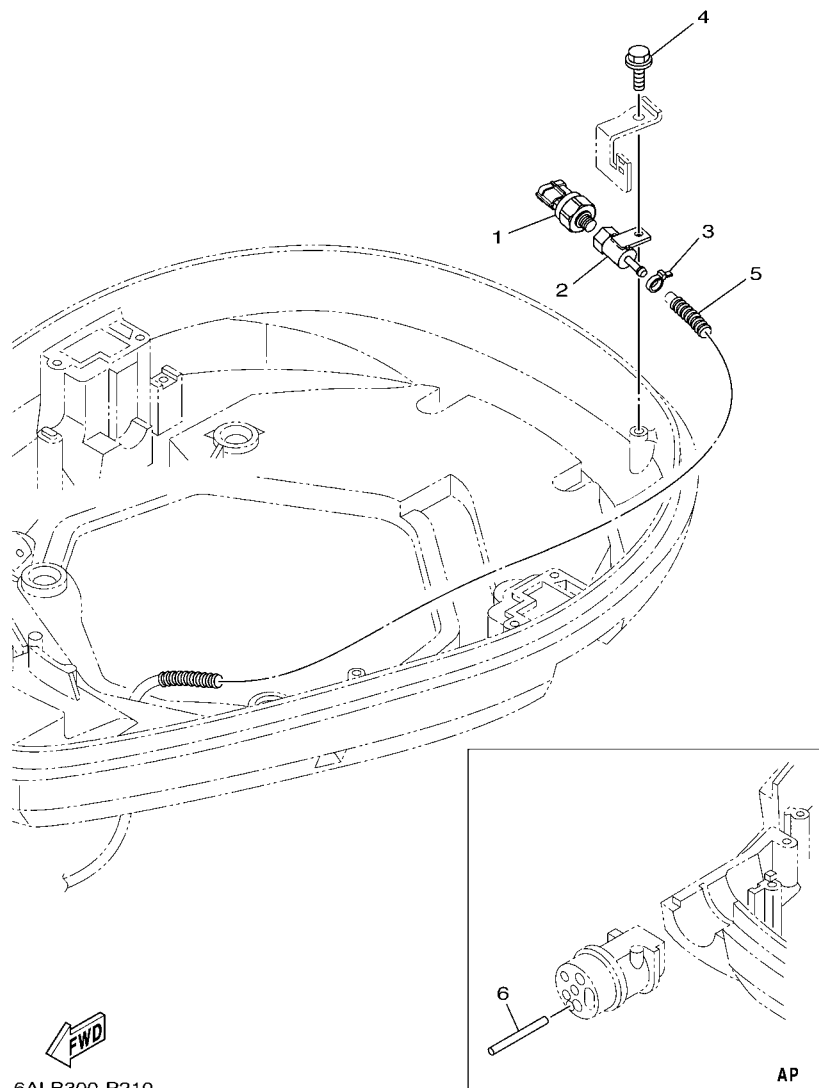
FIG. 20 ELECTRICAL 3



REF. NO.	PART NO. N° PIECES	DESCRIPTION DESCRIPTION	6ALB	6ASA	6AMB	6ATA	REMARKS REMARQUES
1	6P2-82590-41	WIRE HARNESS ASSY FAISCEAU DE FILS COMPLET	1	1	1	1	
2	6DA-82582-00	.CAP 1 (FEMALE) .BOUCHON 1 (FEMME)	1	1	1	1	
3	6DA-82582-10	.CAP 1 (MALE) .BOUCHON 1 (MALE)	1	1	1	1	
4	6Y8-82582-11	.CAP 1 (4PIN) .COUVERCLE, FAISCEAU DE FILS	1	1	1	1	
5	90465-14M66	CLAMP BRIDE	1	1	1	1	
6	6P2-82589-00	PROTECTOR, WIRE HARNESS PROTECTEUR, FAISCEAU DE FILS	1	1	1	1	
7	90387-06M26	.COLLAR .COLLERETTE	6	6	6	6	
8	90465-14M66	CLAMP BRIDE	2	2	2	2	
9	90464-19M45	CLAMP BRIDE	4	4	4	4	
10	6P2-85722-00	INSULATOR ISOLATEUR	2	2	2	2	
11	97095-06035	BOLT BOULON	6	6	6	6	
12	92995-06600	WASHER RONDELLE	6	6	6	6	
13	90464-06001	CLAMP BRIDE	1	1	1	1	
14	90464-14010	CLAMP BRIDE	1	1	1	1	
15	90465-13M18	CLAMP BRIDE	3	3	3	3	
16	69J-82563-01	TRIM & TILT SWITCH ASSY INCLINER ET PARER COMMUTATEUR	1	1	1	1	
17	6P3-82553-00	EXTENSION, WIRE LEAD EXTENSION, FAISCEAU			1	1	
18	90464-10M57	CLAMP BRIDE			1	1	
19	69J-42723-01	COVER, BOTTOM COUVERCLE	1	1	1	1	
20	69J-82587-00	GASKET JOINT	2	2	2	2	
21	69J-83614-10	BRACKET SUPPORT	2	2	2	2	
22	90109-06M86	BOLT BOULON	4	4	4	4	
23	69J-81949-02	WIRE, LEAD (ISOLATOR, 3.8M) FIL (ISOLATOR, 3.8M)	1	1	1	1	AP AP

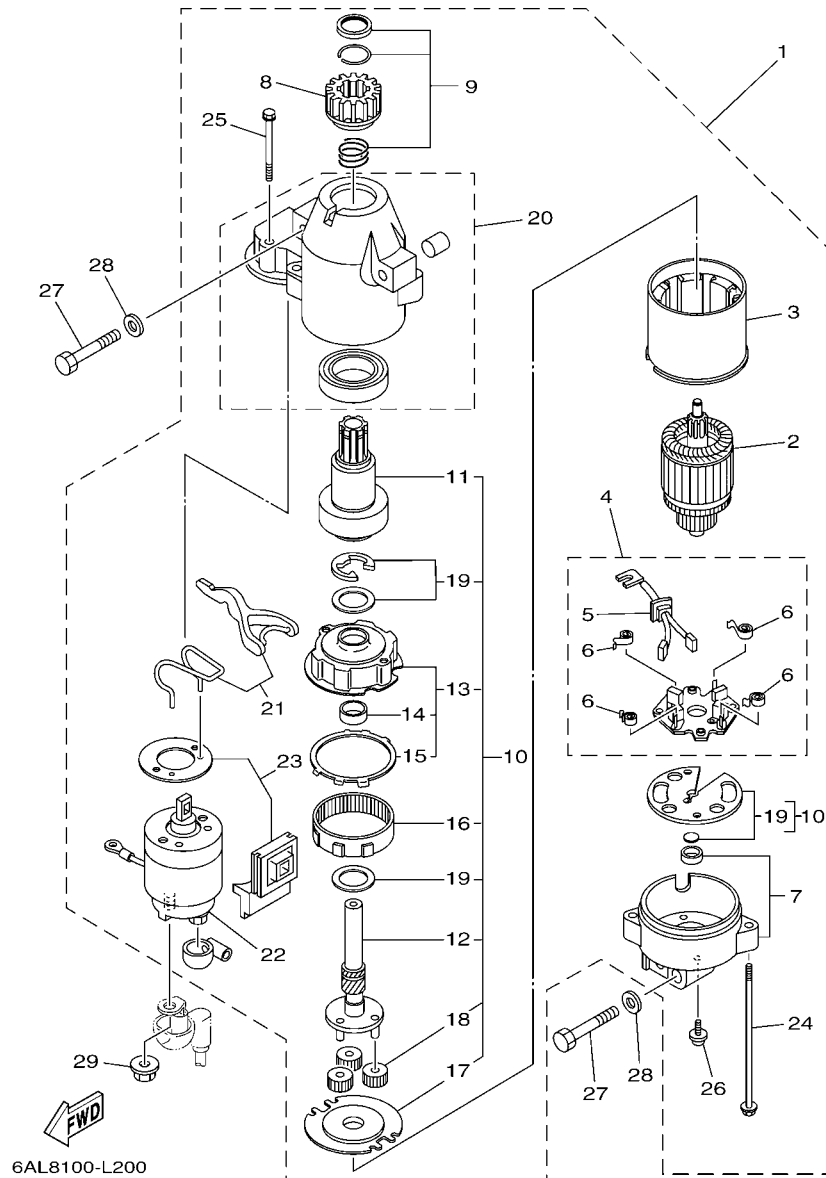
FIG. 21 ELECTRICAL 4

PARTIE ELECTRIQUE 4



6ALB300-P210

REF. NO.	PART NO. N° PIECES	DESCRIPTION DESCRIPTION	6ALB	6ASA	6AMB	6ATA	REMARKS REMARQUES
1	6AW-8366B-01	SENSOR, WATER PRESSURE SONDE DE PRESSION D'EAU	1	1			FOR LAN SPEED FOR LAN SPEED
2	60V-8366D-00	ADAPTOR, INPUT CONNECTEUR 3	1	1			FOR LAN SPEED FOR LAN SPEED
3	90465-11M10	CLAMP BRIDE	1	1			FOR LAN SPEED FOR LAN SPEED
4	90109-06M81	BOLT BOULON	1	1			FOR LAN SPEED FOR LAN SPEED
5	90447-07002	TUBE (L650) DURITE	1	1			FOR LAN SPEED FOR LAN SPEED
6	60V-42629-00	SEAL JOINT	1	1			AP FOR LAN SPEED AP FOR LAN SPEED



6AL8100-L200

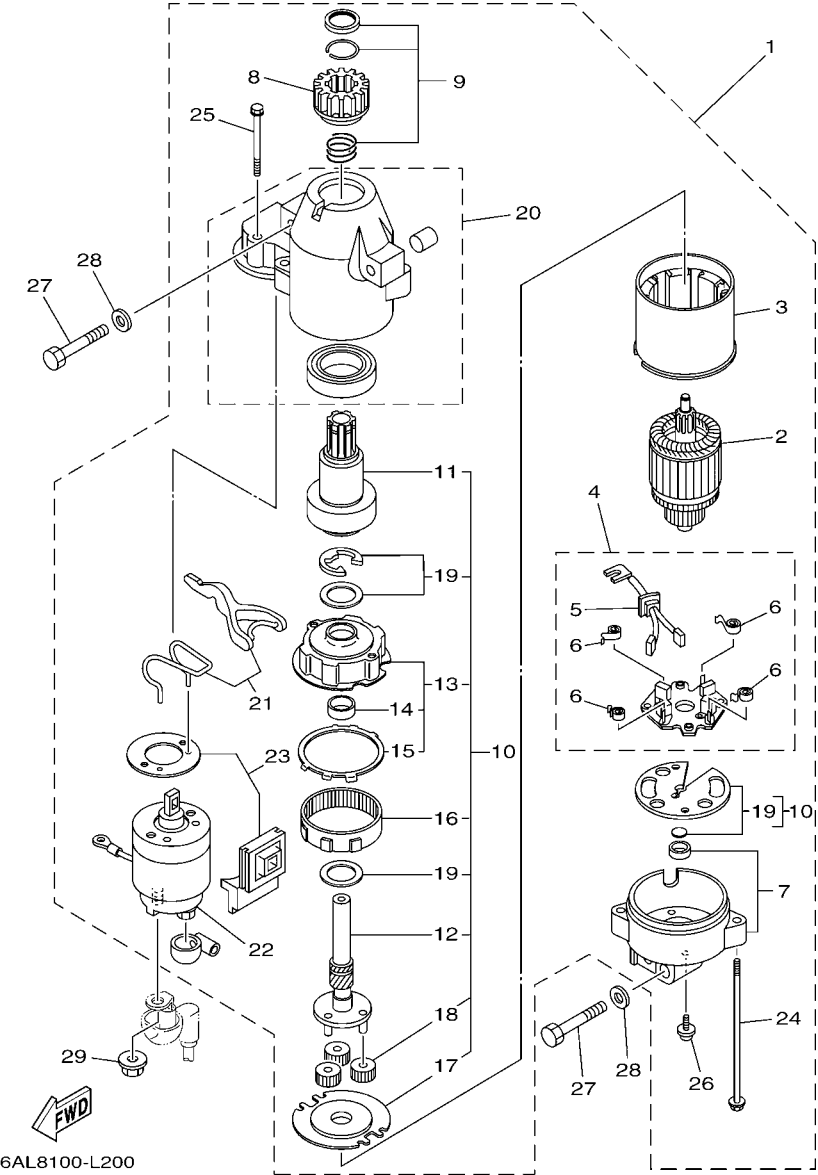
FIG. 22 STARTING MOTOR

DEMARREUR ELECTRIQUE

REF. NO.	PART NO. N° PIECES	DESCRIPTION DESCRIPTION	6ALB	6ASA	6AMB	6ATA	REMARKS REMARQUES
1	6BR-81800-01	STARTING MOTOR ASSY DEMARREUR ELECTRIQUE COMPLET	1	1	1	1	
2	67F-81850-00	.ARMATURE ASSY .INDUIT	1	1	1	1	
3	67F-81810-00	.STATOR ASSY .STATOR COMPLET	1	1	1	1	
4	69J-81840-00	.BRUSH HOLDER ASSY .SUPPORT DE CHARBON	1	1	1	1	
5	69J-81801-00	..BRUSH SET ..CHARBON	1	1	1	1	
6	67F-81813-00	..SPRING, BRUSH ..RESSORT, DE CHARBON	4	4	4	4	
7	67F-81820-00	.REAR BRACKET ASSY .SUPPORT ARRIERE COMPLET	1	1	1	1	
8	67F-81808-00	.PINION ASSY .PIGNON	1	1	1	1	
9	67F-81857-00	.PINION STOPPER SET .BUTEE PIGNON	1	1	1	1	
10	67F-81807-00	.GEAR ASSY, STARTING MOTOR .PIGNON, DEMARREUR ELECTRIQUE	1	1	1	1	
11	67F-81832-00	..CLUTCH, OVER RUN ..EMBRAYAGE, ROUE LIBRE	1	1	1	1	
12	67F-81836-00	..SHAFT, PINION ..AXE, PIGNON	1	1	1	1	
13	67F-81821-00	..BRACKET, CENTER 1 ..SUPPORT, CENTRE 1	1	1	1	1	
14	67F-81841-00	..BEARING ..ROULEMENT	1	1	1	1	
15	67F-8183R-00	..GASKET ..JOINT	1	1	1	1	
16	67F-81891-00	..GEAR, RING ..ROUE DENTEE	1	1	1	1	WITH 67F-8183R-00 WITH 67F-8183R-00
17	67F-81830-00	..BRACKET, CENTER 2 ..SUPPORT, CENTRE 2	1	1	1	1	
18	60V-8183T-00	..GEAR, IDLER ..PIGNON, INTERMEDIAIRE	3	3	3	3	
19	67F-81809-00	..WASHER KIT ..JEU DE RONDELLES	1	1	1	1	
20	69J-81842-00	.COVER .COUVERCLE	1	1	1	1	
21	6C5-81839-00	.LEVER ASSY .LEVIER COMPLET	1	1	1	1	
22	63P-81941-00	.STARTER RELAY ASSY .LANCEUR RELAIS (ENS.)	1	1	1	1	
23	6C5-81869-00	.COVER, DUST .COUVERCLE, POUSSIERE	1	1	1	1	
24	6K7-81826-11	.BOLT .BOULON	2	2	2	2	
25	69J-81828-00	.SCREW 2 .VIS 2	2	2	2	2	
26	67F-81846-00	.SCREW .VIS	2	2	2	2	
27	97013-08045	BOLT BOULON	3	3	3	3	

FIG. 22 STARTING MOTOR

DEMARREUR ELECTRIQUE



REF. NO.	PART NO. N° PIECES	DESCRIPTION DESCRIPTION	6ALB	6ASA	6AMB	6ATA	REMARKS REMARQUES
28	92903-08600	WASHER, PLATE RONDELLE, PLATE	3	3	3	3	
29	90179-08003	NUT ECROU	1	1	1	1	

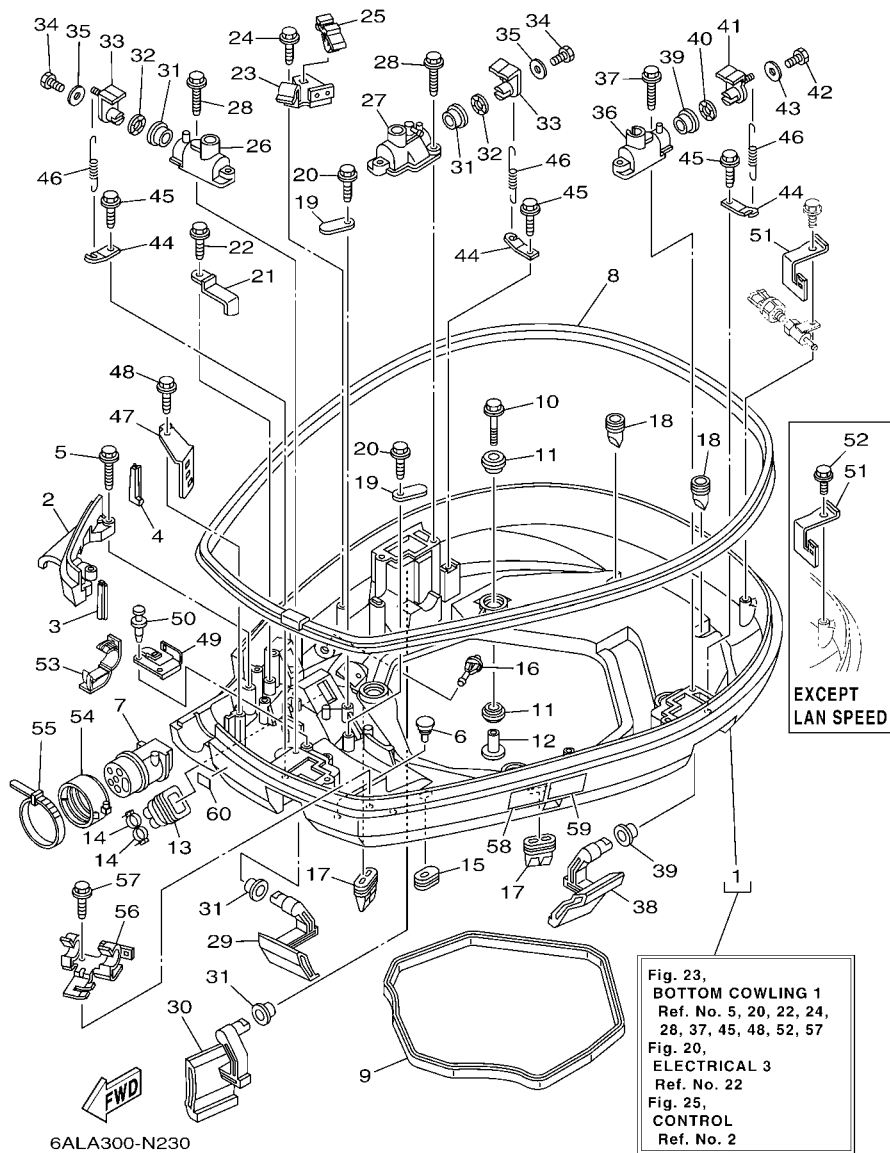


FIG. 23 BOTTOM COWLING 1

CAPOT INFERIEUR 1

REF. NO.	PART NO. N° PIECES	DESCRIPTION DESCRIPTION	6ALB	6ASA	6AMB	6ATA	REMARKS REMARQUES
1	6P2-42710-00-8D	BOTTOM COWLING ASSY ENS. EMBASE	1	1	1	1	
2	6P2-42738-00-8D	PLATE, FITTING ETRIER	1	1	1	1	
3	6P2-42717-00	RUBBER, SEAL 2 JOINT EN CAOUTCHOUC 2	1	1	1	1	
4	6P2-42718-00	RUBBER, SEAL 3 JOINT	1	1	1	1	
5	90109-06M82	BOLT BOULON	2	2	2	2	
6	6H4-42748-00	GROMMET PASSE-FIL	2	2	2	2	
7	6P2-42725-00	GROMMET PASSE-FIL	1	1	1	1	
8	6P2-42615-00	SEAL JOINT	1	1	1	1	
9	69J-42716-00	RUBBER, SEAL 1 JOINT EN CAOUTCHOUC 1	1	1	1	1	
10	90119-08M22	BOLT, WITH WASHER BOULON, AVEC RONDELLE	4	4	4	4	
11	90480-22M81	GROMMET PASSE-FIL	8	8	8	8	
12	90387-08M37	COLLAR COLLERETTE	4	4	4	4	
13	6H1-42726-21	GROMMET PASSE-FIL	1	1	1	1	
14	90465-11M10	CLAMP BRIDE	2	2	2	2	
15	61A-42727-00	GROMMET PASSE-FIL	1	1	1	1	
16	6P2-44391-00	NIPPLE, HOSE RACCORD D'ESSENCE	1	1	1	1	
17	69J-42717-00	RUBBER, SEAL 2 JOINT EN CAOUTCHOUC 2	2	2	2	2	
18	61A-42717-00	RUBBER, SEAL 2 JOINT EN CAOUTCHOUC 2	2	2	2	2	
19	6E5-82588-00	PLATE PLAQUE	2	2	2	2	
20	90109-06M81	BOLT BOULON	2	2	2	2	
21	90462-20001	CLAMP BRIDE	1	1			
22	90109-06M86	BOLT BOULON	1	1			
23	6P2-82554-00	STAY, NEUTRAL SWITCH SUPPORT, CONT DE POINT-MORT	1	1	1	1	
24	90109-06M86	BOLT BOULON	1	1	1	1	
25	90464-09M47	CLAMP BRIDE	1	1	1	1	
26	69J-42828-02-9S	PLATE, CLAMP PLAQUE, PRESSE	1	1	1	1	
27	6P2-42828-00-9S	PLATE, CLAMP PLAQUE, PRESSE	1	1	1	1	

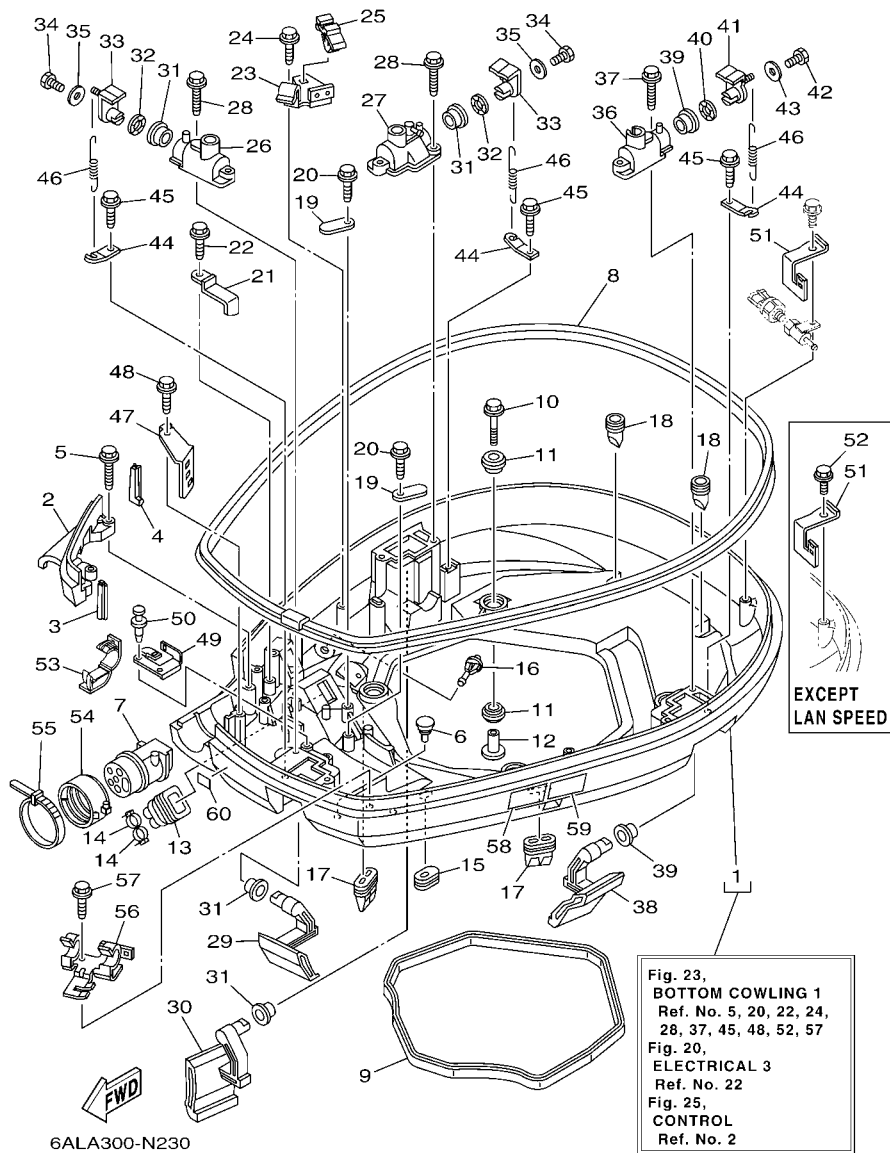


FIG. 23 BOTTOM COWLING 1

CAPOT INFERIEUR 1

REF. NO.	PART NO. N° PIECES	DESCRIPTION DESCRIPTION	6ALB	6ASA	6AMB	6ATA	REMARKS REMARQUES
28	90109-06M82	BOLT BOULON	4	4	4	4	
29	69J-42815-00-8D	LEVER, CLAMP LEVIER, PRESSE	1	1	1	1	
30	69J-42817-00-8D	LEVER, CLAMP LEVIER, PRESSE	1	1	1	1	
31	90386-15M73	BUSH DOUILLE	4	4	4	4	
32	90206-15M18	WASHER, WAVE RONDELLE, ONDULEE	2	2	2	2	
33	63P-42818-01	LEVER, CLAMP LEVIER, PRESSE	2	2	2	2	
34	97095-06020	BOLT BOULON	2	2	2	2	
35	90201-06068	WASHER, PLATE RONDELLE, PLATE	2	2	2	2	
36	68F-42828-11-9S	PLATE, CLAMP PLAQUE, PRESSE	1	1	1	1	
37	90109-06M82	BOLT BOULON	2	2	2	2	
38	69J-42816-00-8D	LEVER, CLAMP LEVIER, PRESSE	1	1	1	1	
39	90386-15M73	BUSH DOUILLE	2	2	2	2	
40	90206-15M18	WASHER, WAVE RONDELLE, ONDULEE	1	1	1	1	
41	68V-42818-01	LEVER, CLAMP LEVIER, PRESSE	1	1	1	1	
42	97095-06020	BOLT BOULON	1	1	1	1	
43	90201-06068	WASHER, PLATE RONDELLE, PLATE	1	1	1	1	
44	64D-43144-00	HOOK, SPRING CROCHET	3	3	3	3	
45	90109-06M86	BOLT BOULON	3	3	3	3	
46	90506-18M40	SPRING, TENSION RESSORT, TENSION	3	3	3	3	
47	6P2-42743-00	BRACKET SUPPORT	1	1	1	1	
48	90109-06M82	BOLT BOULON	1	1	1	1	
49	6P2-42766-10	BRACKET 2 SUPPORT 2	1	1	1	1	
50	90269-05005	RIVET RIVET	2	2	2	2	
51	69J-8366G-02	BRACKET 3 SUPPORT 3	1	1	1	1	
52	90109-06M86	BOLT BOULON	1		1	1	EXCEPT LAN SPEED EXCEPT LAN SPEED
53	90464-18004	CLAMP BRIDE	2	2	2	2	
54	68F-42753-00	FASTNER ATTACHE	1	1	1	1	AP AP

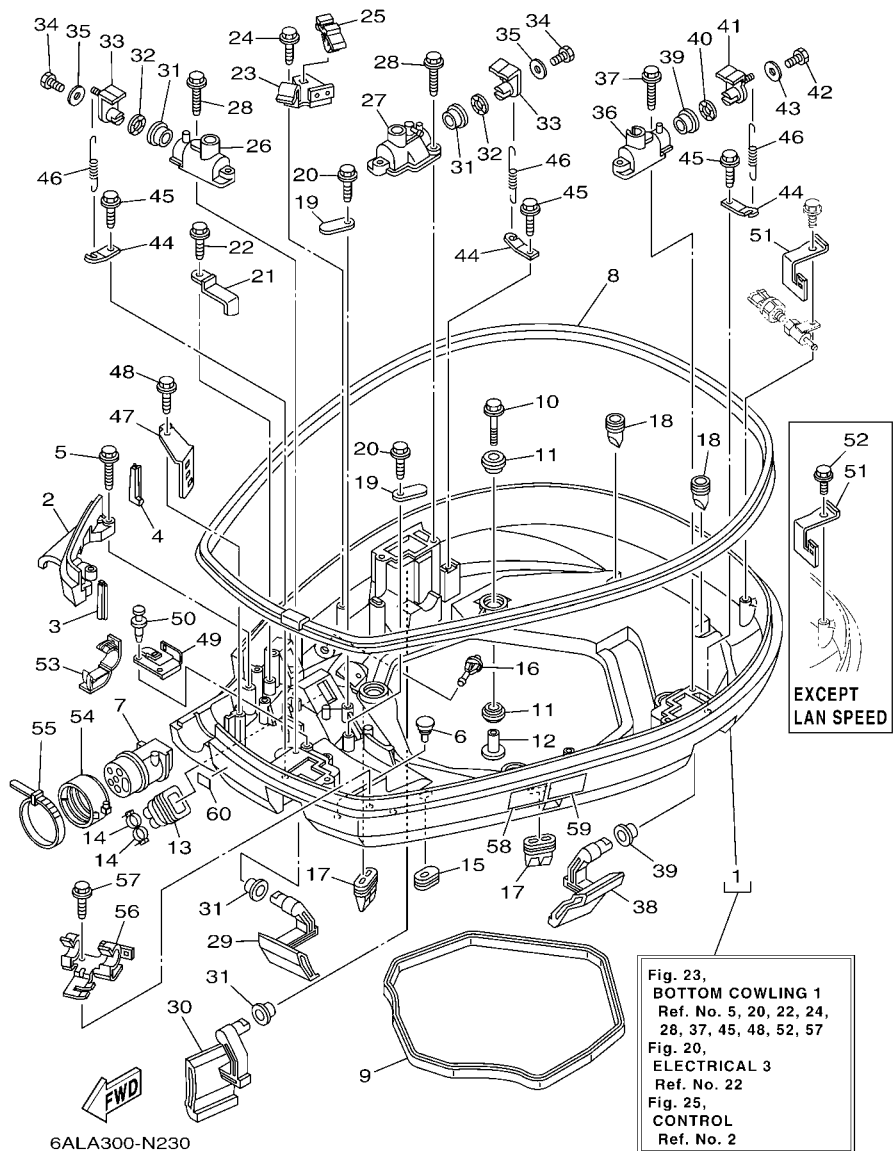


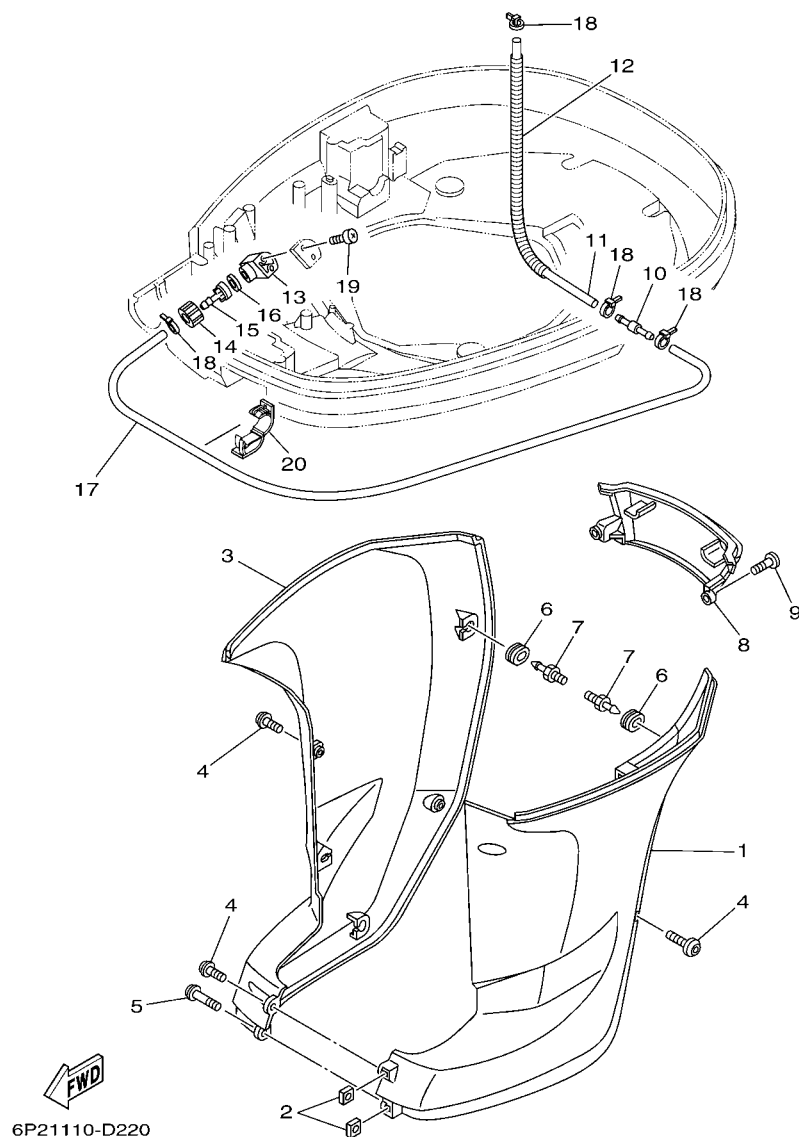
FIG. 23 BOTTOM COWLING 1

CAPOT INFERIEUR 1

REF. NO.	PART NO. N° PIECES	DESCRIPTION DESCRIPTION	6ALB	6ASA	6AMB	6ATA	REMARKS REMARQUES
55	90464-20258	CLAMP BRIDE	1	1	1	1	AP AP
56	6P2-82594-00	CLAMP BRIDE	1	1	1	1	
57	90109-06M86	BOLT BOULON	1	1	1	1	
58	6EE-42794-40	LABEL, WARNING (GENERAL) ETIQUETTE, AVERTISSEMENT	1	1	1	1	
59	6EE-42794-50	LABEL, WARNING (GENERAL) ETIQUETTE, AVERTISSEMENT	1	1	1	1	
60	6AH-81996-00	MARK MARQUE	1	1	1	1	

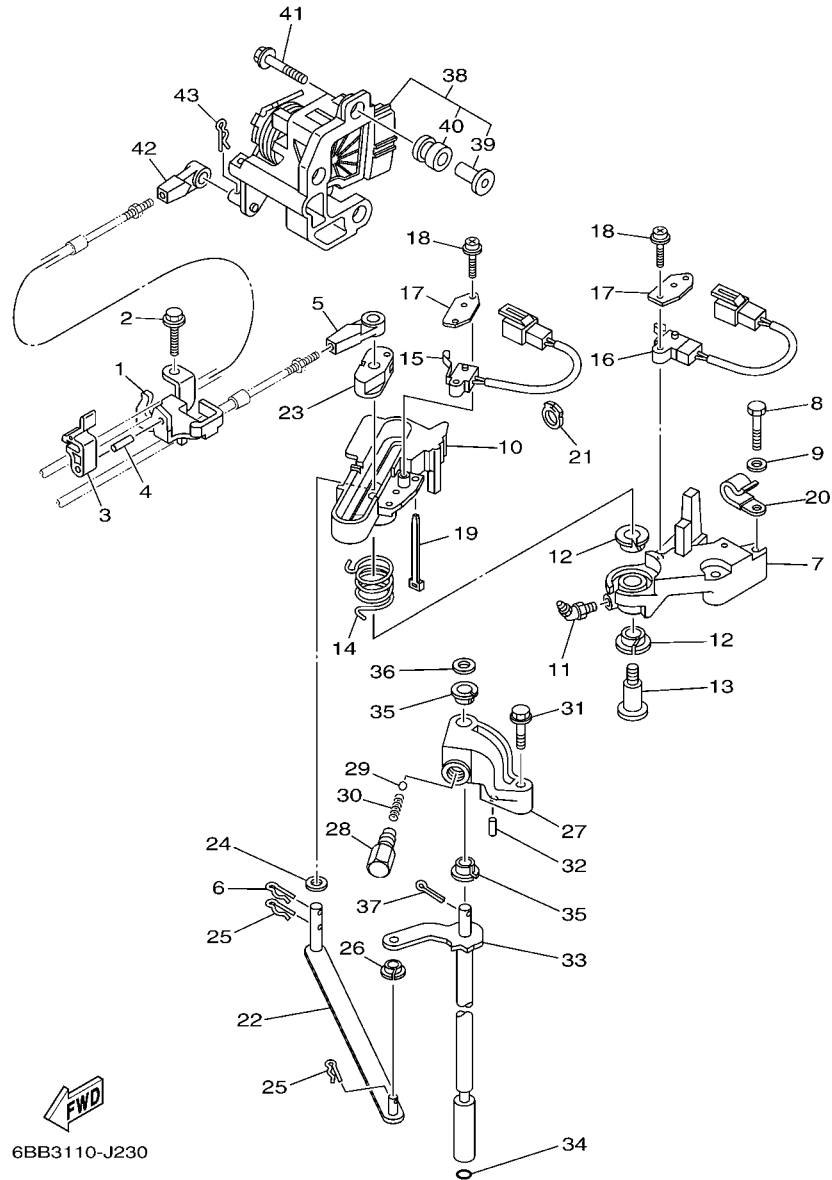
FIG. 24 BOTTOM COWLING 2

CAPOT INFERIEUR 2



6P21110-D220

REF. NO.	PART NO. N° PIECES	DESCRIPTION DESCRIPTION	6ALB	6ASA	6AMB	6ATA	REMARKS REMARQUES
1	69J-42741-00-8D	APRON CAPOT LATERAL	1	1	1	1	
2	90173-06001	NUT, SQUARE ECROU, CARRE	2	2	2	2	
3	69J-42771-00-8D	APRON CAPOT LATERAL	1	1	1	1	
4	90111-06144	BOLT,HEX. SOCKET BUTTON BOULON	5	5	5	5	
5	90111-06142	BOLT,HEX. SOCKET BUTTON BOULON	1	1	1	1	
6	90480-14M17	GROMMET PASSE-FIL	6	6	6	6	
7	69J-42774-10	STAY, APRON 1 COUSSINET	6	6	6	6	
8	69J-45151-00-8D	COVER, UPPER CASING CAPUCHON, FOURREAU	1	1	1	1	
9	90111-06144	BOLT,HEX. SOCKET BUTTON BOULON	2	2	2	2	
10	6E5-24379-00	PIPE, JOINT 4 DURITE RACCORDEMENT 4	1	1	1	1	
11	90445-11M47	HOSE (L370) DURITE (L370)	1	1	1	1	
12	90447-13009	TUBE DURITE	1	1	1	1	
13	6DR-12572-00	ADAPTER ADAPTATEUR	1	1	1	1	
14	6R3-12581-00	JOINT, HOSE 1 JOINT DE TUYAU	1	1	1	1	
15	6R3-12582-00	JOINT, HOSE 2	1	1	1	1	
16	6R3-12583-00	RACCORD DE TUYAU 1 GASKET, HOSE JOINT JOINT	1	1	1	1	
17	90445-11028	HOSE (L1050) DURITE (L1050)	1	1	1	1	
18	90465-11M10	CLAMP BRIDE	4	4	4	4	
19	97780-60520	SCREW, TAPPING VIS, TETE BOMBEE	2	2	2	2	
20	90464-18004	CLAMP BRIDE	1	1	1	1	



6BB3110-J230

FIG. 25 CONTROL

COMMANDE

REF. NO.	PART NO. N° PIECES	DESCRIPTION DESCRIPTION	6ALB	6ASA	6AMB	6ATA	REMARKS REMARQUES
1	6P2-48531-00	BRACKET, REMOTE CONTROL 1 ETRIER 1, COMMANDE A DISTANCE	1	1	1	1	
2	90109-06M86	BOLT BOULON	2	2	2	2	
3	63P-48538-00	CLAMP, CABLE 1 COLLIER	1	1	1	1	
4	91690-30010	PIN, SPRING AGRAFFE	1	1	1	1	
5	6E5-48344-00	CABLE END, REMOTE CONTROL CHAPE CABLE	1	1	1	1	
6	90468-18008	CLIP JONC	1	1	1	1	
7	69J-44117-00	BRACKET SUPPORT	1	1	1	1	
8	97095-06035	BOLT BOULON	2	2	2	2	
9	92995-06600	WASHER RONDELLE	2	2	2	2	
10	69J-44176-01	BRACKET SUPPORT	1	1	1	1	
11	93700-06M01	NIPPLE, GREASE PION	1	1	1	1	
12	90386-12069	BUSH DOUILLE	2	2	2	2	
13	90109-08019	BOLT BOULON	1	1	1	1	
14	90508-20020	SPRING, TORSION RESSORT, TORSION	1	1	1	1	
15	60V-8259F-00	SWITCH ASSY COMMUTATEUR	1	1	1	1	
16	69J-8259F-00	SWITCH ASSY COMMUTATEUR	1	1	1	1	
17	61A-82588-01	PLATE PLAQUE	2	2	2	2	
18	97985-04116	SCREW, WITH WASHER VIS, AVEC RONDELLE	4	4	4	4	
19	90465-11M10	CLAMP BRIDE	1	1	1	1	
20	90465-06M86	CLAMP BRIDE	1	1	1	1	
21	90464-09010	CLAMP BRIDE	1	1	1	1	
22	6P2-44121-00	LEVER, SHIFT ROD LEVIER, TIGE D'INVERSION	1	1	1	1	
23	69J-44122-00	BUSHING, SHIFT ROD LEVER DOUILLE, LEVIER D'EMBAYAGE	1	1	1	1	
24	90202-08M20	WASHER, PLATE RONDELLE, PLATE	1	1	1	1	
25	90468-18008	CLIP JONC	2	2	2	2	
26	90386-06M12	BUSH DOUILLE	1	1	1	1	
27	69J-44118-00	BRACKET SUPPORT	1	1	1	1	

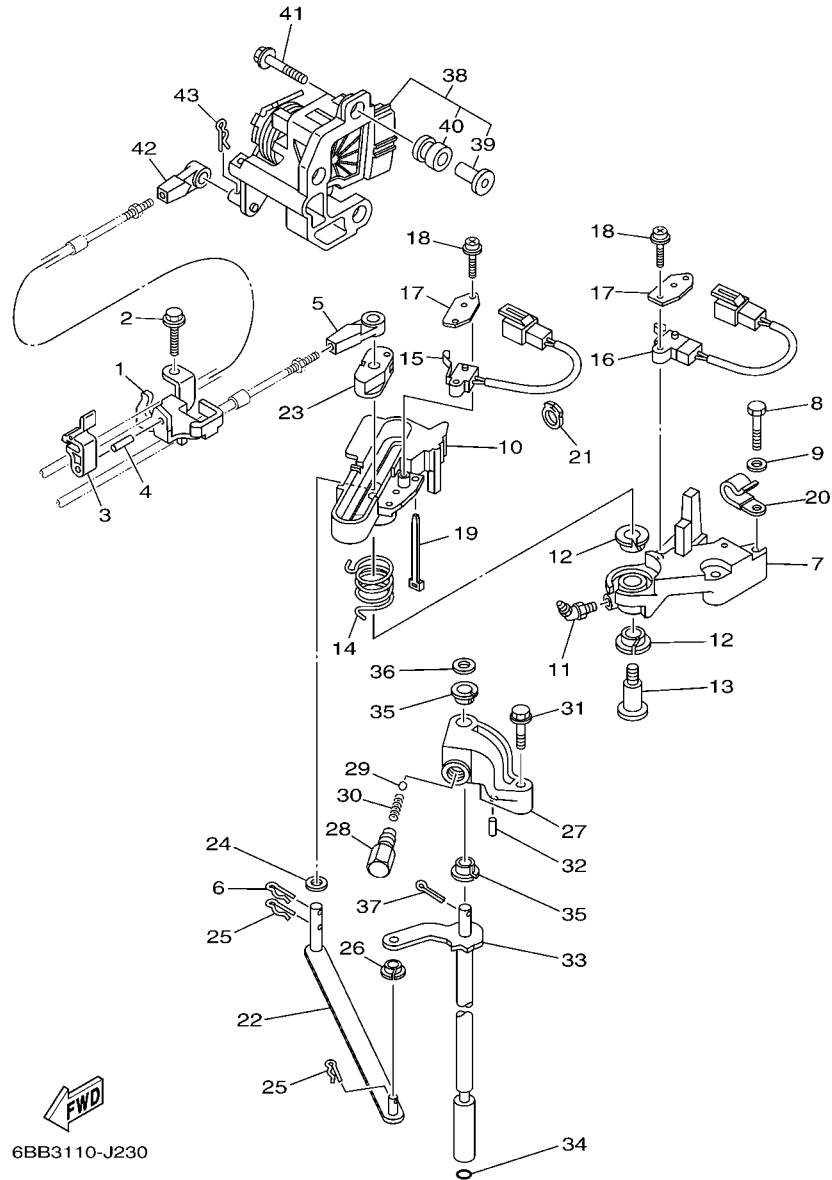


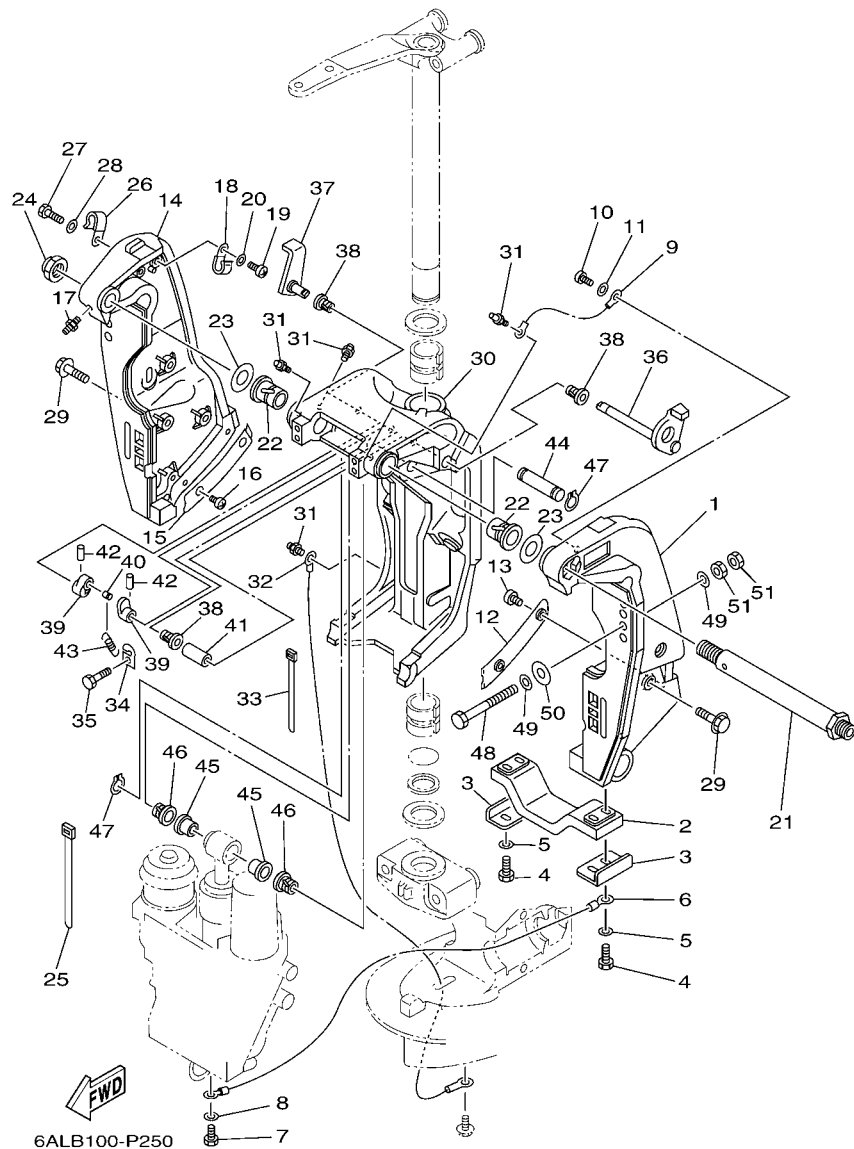
FIG. 25 CONTROL

COMMANDE

REF. NO.	PART NO. N° PIECES	DESCRIPTION DESCRIPTION	6ALB	6ASA	6AMB	6ATA	REMARKS REMARQUES
28	648-42715-00	BUSHING COUSSINET	1	1	1	1	
29	93501-04M02	BALL BILLE	1	1	1	1	
30	90501-12082	SPRING, COMPRESSION RESSORT, COMPRESSION	1	1	1	1	
31	97575-06535	BOLT, WITH WASHER VIS HEXAGONAL AVEC RONDELLE	1	1	1	1	
32	91690-30010	PIN, SPRING AGRAFFE	1	1	1	1	
33	69J-44120-01	HANDLE GEAR SHIFT ASSY LEVIER D'EMBAYAGE	1	1	1	1	X(25.3") X(25.3")
34	93210-09165	O-RING JOINT TORIQUE	1	1	1	1	
35	90386-90M90	BUSH DOUILLE	2	2	2	2	
36	90201-09M02	WASHER, PLATE RONDELLE, PLATE	1	1	1	1	
37	91490-20015	PIN. COTTER GOUPILLE	1	1	1	1	
38	6P2-8A410-01	SENSOR UNIT UNITE DE CAPTEUR	1	1	1	1	
39	6P2-44139-00	.COLLAR .COLLIER	3	3	3	3	
40	6CB-41273-00	.GROMMET .PASSE-FIL	3	3	3	3	
41	90119-06126	BOLT, WITH WASHER BOULON, AVEC RONDELLE	3	3	3	3	
42	6E5-48344-00	CABLE END, REMOTE CONTROL CHAPE CABLE	1	1	1	1	
43	90468-18008	CLIP JONC	1	1	1	1	

FIG. 26 BRACKET 1

SUPPORT 1



REF. NO.	PART NO. N° PIECES	DESCRIPTION DESCRIPTION	6ALB	6ASA	6AMB	6ATA	REMARKS REMARQUES
1	69J-43111-02-8D	BRACKET, CLAMP 1 PRESSE 1	1	1	1	1	
2	6G5-45251-02	ANODE ANODE	1	1	1	1	
3	6G5-44526-00	PLATE PLAQUE	2	2	2	2	
4	97095-06025	BOLT BOULON	4	4	4	4	
5	92995-06600	WASHER RONDELLE	4	4	4	4	
6	6H1-82148-00	WIRE, LEAD 4 FIL 4	1	1	1	1	
7	97095-06010	BOLT BOULON	1	1	1	1	
8	92995-06600	WASHER RONDELLE	1	1	1	1	
9	6E5-82148-00	WIRE, LEAD 4 FIL 4	1	1	1	1	
10	97885-06012	SCREW, PAN HEAD VIS, A ENCOCHE	1	1	1	1	
11	92995-06600	WASHER RONDELLE	1	1	1	1	
12	61A-43132-00	WASHER, FRICTION RONDELLE, FRICTION	1	1	1	1	
13	97885-06010	SCREW, PAN HEAD VIS, A ENCOCHE	2	2	2	2	
14	69J-43112-01-8D	BRACKET, CLAMP 2 PRESSE 2	1	1	1	1	
15	61A-43133-00	WASHER, FRICTION RONDELLE	1	1	1	1	
16	97885-06010	SCREW, PAN HEAD VIS, A ENCOCHE	2	2	2	2	
17	93700-06M03	NIPPLE, GREASE PION	1	1	1	1	
18	90465-08M83	CLAMP BRIDE	1	1	1	1	
19	97885-06012	SCREW, PAN HEAD VIS, A ENCOCHE	1	1	1	1	
20	92995-06600	WASHER RONDELLE	1	1	1	1	
21	6R3-43131-00	BOLT, CLAMP BRACKET BOULON, PRESSE	1	1	1	1	
22	90386-25M31	BUSH DOUILLE	2	2	2	2	
23	90201-26M59	WASHER, PLATE RONDELLE, PLATE	2	2	2	2	
24	90185-22M11	NUT, SELF-LOCKING ECROU, AUTO-BLOQUANT	1	1	1	1	
25	90465-11M10	CLAMP BRIDE	4	4	4	4	
26	90465-08M83	CLAMP BRIDE	1	1	1	1	
27	97095-06014	BOLT BOULON	1	1	1	1	

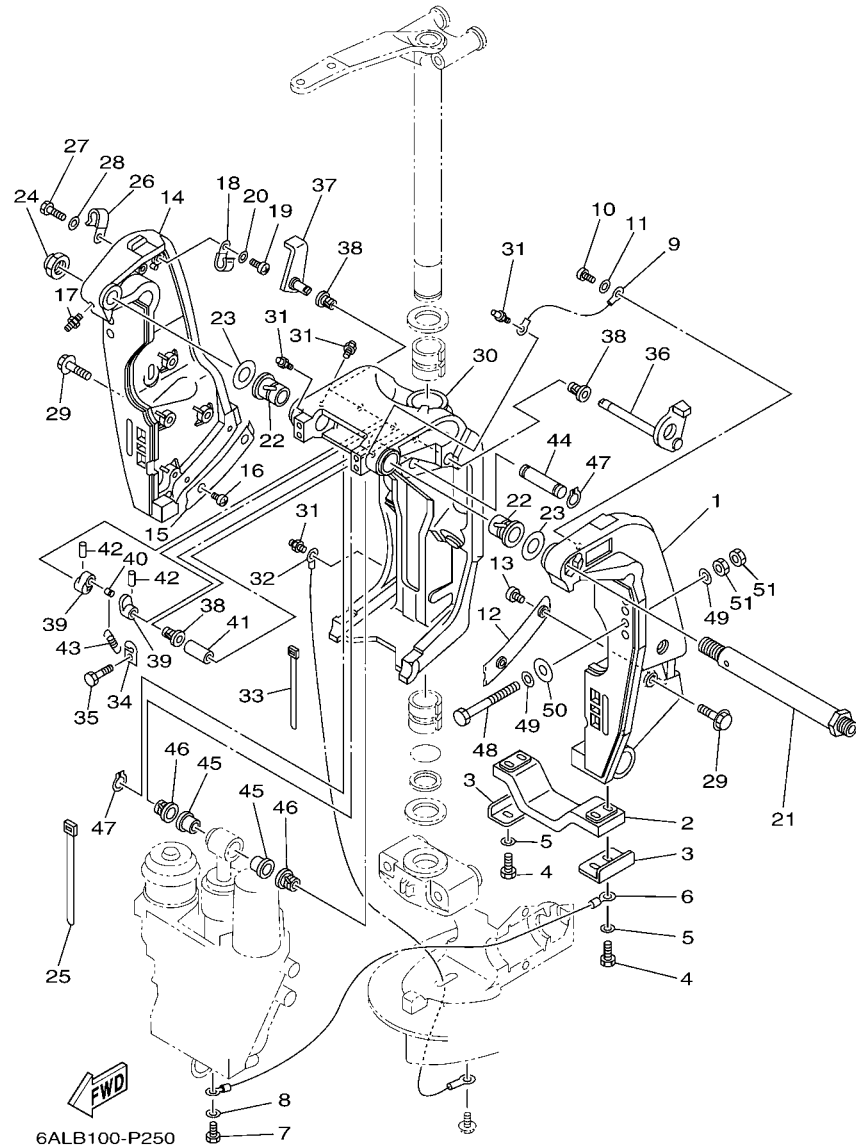


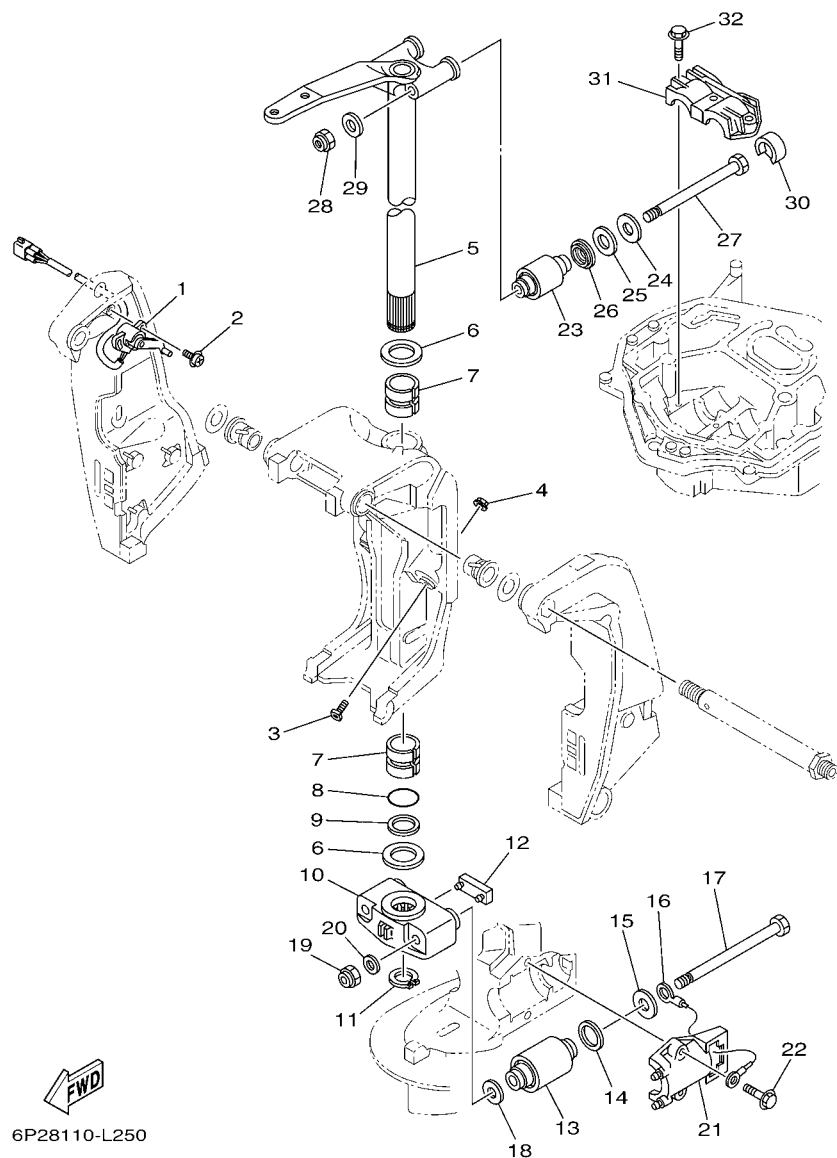
FIG. 26 BRACKET 1

SUPPORT 1

REF. NO.	PART NO. N° PIECES	DESCRIPTION DESCRIPTION	6ALB	6ASA	6AMB	6ATA	REMARKS REMARQUES
28	92995-06600	WASHER RONDELLE	1	1	1	1	
29	90119-10024	BOLT, WITH WASHER BOULON, AVEC RONDELLE	8	8	8	8	
30	61A-43311-22-8D	BRACKET, SWIVEL 1 SUPPORT, PIVOT 1	1	1	1	1	
31	93700-06M03	NIPPLE, GREASE PION	5	5	5	5	
32	69J-82147-00	WIRE, LEAD 5 FIL 5	1	1	1	1	
33	90465-11M10	CLAMP BRIDE	1	1	1	1	
34	6G5-43144-00	HOOK, SPRING CROCHET	1	1	1	1	
35	97095-06010	BOLT BOULON	1	1	1	1	
36	61A-43181-01	LEVER, TILT STOP 1 LEVIER VERROUILLAGE RELEVAGE 1	1	1	1	1	
37	6G5-43185-02	LEVER, TILT STOP 2 LEVIER VERROUILLAGE RELEVAGE 2	1	1	1	1	
38	90386-10M16	BUSH DOUILLE	3	3	3	3	
39	6G5-43148-00	COLLAR, DISTANCE ENTRETOISE	2	2	2	2	
40	90249-06M19	PIN GOUPILLE	1	1	1	1	
41	90387-10M05	COLLAR COLLERETTE	1	1	1	1	
42	91690-30020	PIN, SPRING AGRAFFE	2	2	2	2	
43	90506-16003	SPRING, TENSION RESSORT, TENSION	1	1	1	1	
44	6E5-43126-10	PIN, UPPER SHOCK MOUNT AXE, SUPERIEUR AMORTISSEUR	1	1	1	1	
45	90386-18M63	BUSH DOUILLE	2	2	2	2	
46	90386-18M14	BUSH DOUILLE	2	2	2	2	
47	93410-18M05	CIRCLIP CLIPS	2	2	2	2	
48	90101-12047	BOLT (L:150MM) BOULON (L:150MM)	4	4	4	4	EXCEPT FOR RUS
	90101-12M05	BOLT (L:130MM) BOULON (L:130MM)	4	4			FOR RUS
							FOR RUS
49	90201-13M01	WASHER, PLATE RONDELLE, PLATE	8	8	8	8	
50	90201-12426	WASHER, PLATE RONDELLE, PLATE	4	4	4	4	
51	95380-12600	NUT ECROU	8	8	8	8	

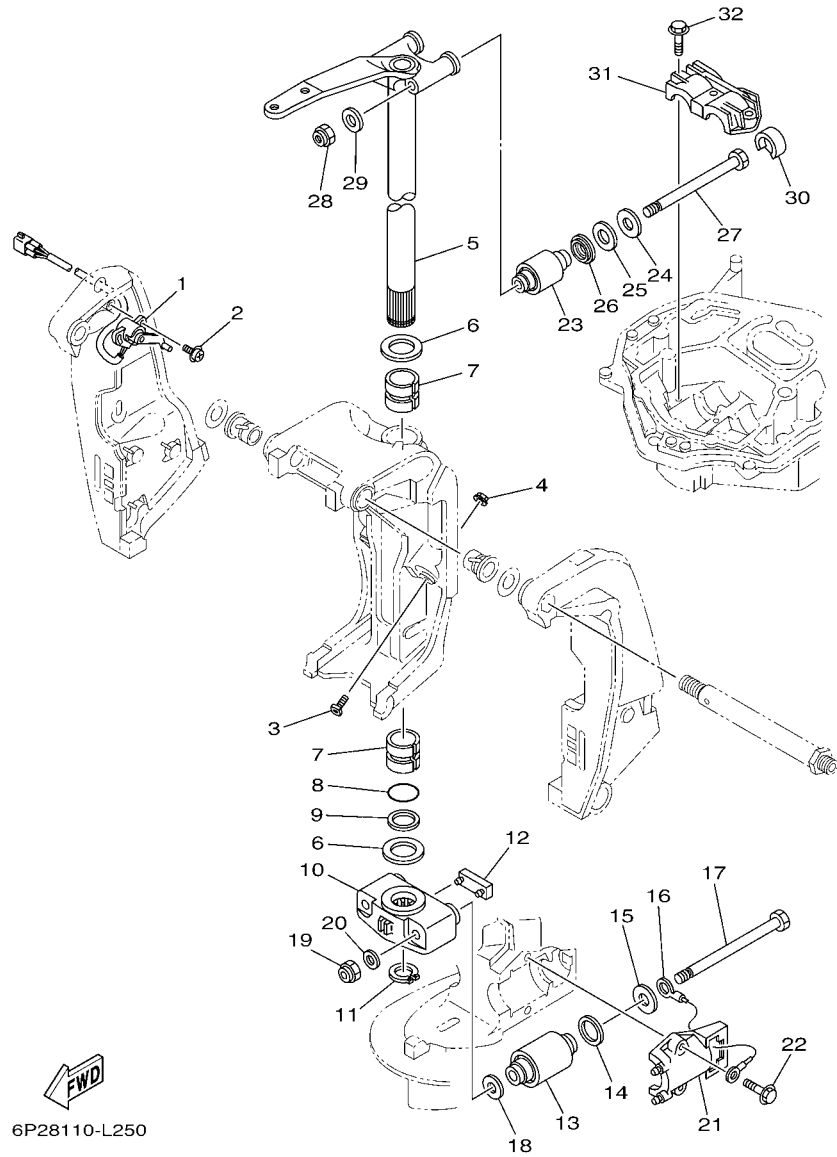
FIG. 27 BRACKET 2

SUPPORT 2



6P28110-L250

REF. NO.	PART NO. N° PIECES	DESCRIPTION DESCRIPTION	6ALB	6ASA	6AMB	6ATA	REMARKS REMARQUES
1	69J-83672-11	TRIM SENDER INCLINER RACCORD	1	1	1	1	
2	97985-06216	SCREW, WITH WASHER VIS, AVEC RONDELLE	2	2	2	2	
3	61A-43376-00	BOLT, THRUST RECEIVER BOULON	2	2	2	2	
4	95780-10300	NUT, FLANGE ECROU	2	2	2	2	
5	69J-42510-00-8D	STEERING BRACKET ASSY DIRECTION SUPPORT (ENS.)	1	1	1	1	
6	90201-40M00	WASHER, PLATE RONDELLE, PLATE	2	2	2	2	
7	90386-39M89	BUSH DOUILLE	2	2	2	2	
8	93210-35321	O-RING JOINT TORIQUE	1	1	1	1	
9	90202-40M47	WASHER, PLATE RONDELLE, PLATE	1	1	1	1	
10	69J-44551-00-8D	HOUSING, LOWER MOUNT RUBBER 1 BOITIER, SILENT-BLOC INFERIEUR	1	1	1	1	
11	93410-37M04	CIRCLIP CLIPS	1	1	1	1	
12	61A-44575-00	DAMPER, LOWER MOUNT RUBBER SILENT-BLOC, INFERIEUR	1	1	1	1	
13	60X-44555-00	MOUNT DAMPER, LOWER SIDE SILENT-BLOC, INFERIEUR LATERAL	2	2	2	2	
14	90202-32M19	WASHER, PLATE RONDELLE, PLATE	2	2	2	2	
15	90201-16016	WASHER, PLATE RONDELLE, PLATE	2	2	2	2	
16	6E5-82149-00	WIRE, LEAD 3 FIL 3	1	1	1	1	
17	90101-14002	BOLT BOULON	2	2	2	2	
18	90201-15M58	WASHER, PLATE RONDELLE, PLATE	2	2	2	2	
19	90185-14M00	NUT, SELF-LOCKING ECROU, AUTO-BLOQUANT	2	2	2	2	
20	92995-14600	WASHER RONDELLE	2	2	2	2	
21	61A-44552-01-CA	HOUSING, LOWER MOUNT RUBBER 2 BOITIER, SILENT-BLOC INFERIEUR	2	2	2	2	
22	90119-10024	BOLT, WITH WASHER BOULON, AVEC RONDELLE	4	4	4	4	
23	69J-44514-00	MOUNT DAMPER, UPPER SIDE SILENT-BLOC, SUPERIEUR LATERAL	2	2	2	2	
24	90201-16015	WASHER, PLATE RONDELLE, PLATE	2	2	2	2	
25	90202-28M46	WASHER, PLATE RONDELLE, PLATE	2	2	2	2	
26	69J-44532-00	STOPPER, UPPER MOUNT PLAQUETTE	2	2	2	2	
27	90101-14003	BOLT BOULON	2	2	2	2	



6P28110-L250

FIG. 27 BRACKET 2

SUPPORT 2

REF. NO.	PART NO. N° PIECES	DESCRIPTION DESCRIPTION	6ALB	6ASA	6AMB	6ATA	REMARKS REMARQUES
28	90185-14M00	NUT, SELF-LOCKING ECROU, AUTO-BLOQUANT	2	2	2	2	
29	92995-14600	WASHER RONDELLE	2	2	2	2	
30	69J-44533-00	DAMPER, UPPER MOUNT RUBBER COUVERCLE, SUSPENSION INFÉRIEU	2	2	2	2	
31	61A-44511-01	COVER, UPPER MOUNT COUVERCLE, SUSPENSION SUPÉRIEU	1	1	1	1	
32	90119-10024	BOLT, WITH WASHER BOULON, AVEC RONDELLE	3	3	3	3	

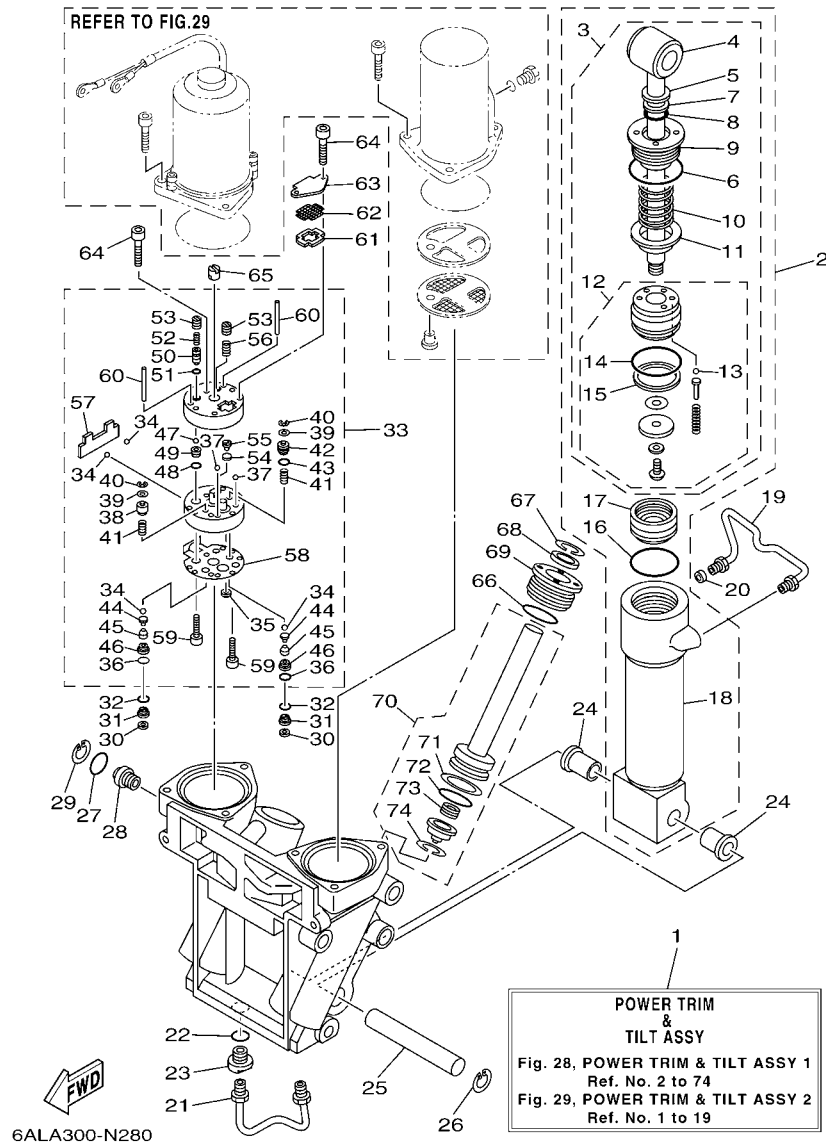
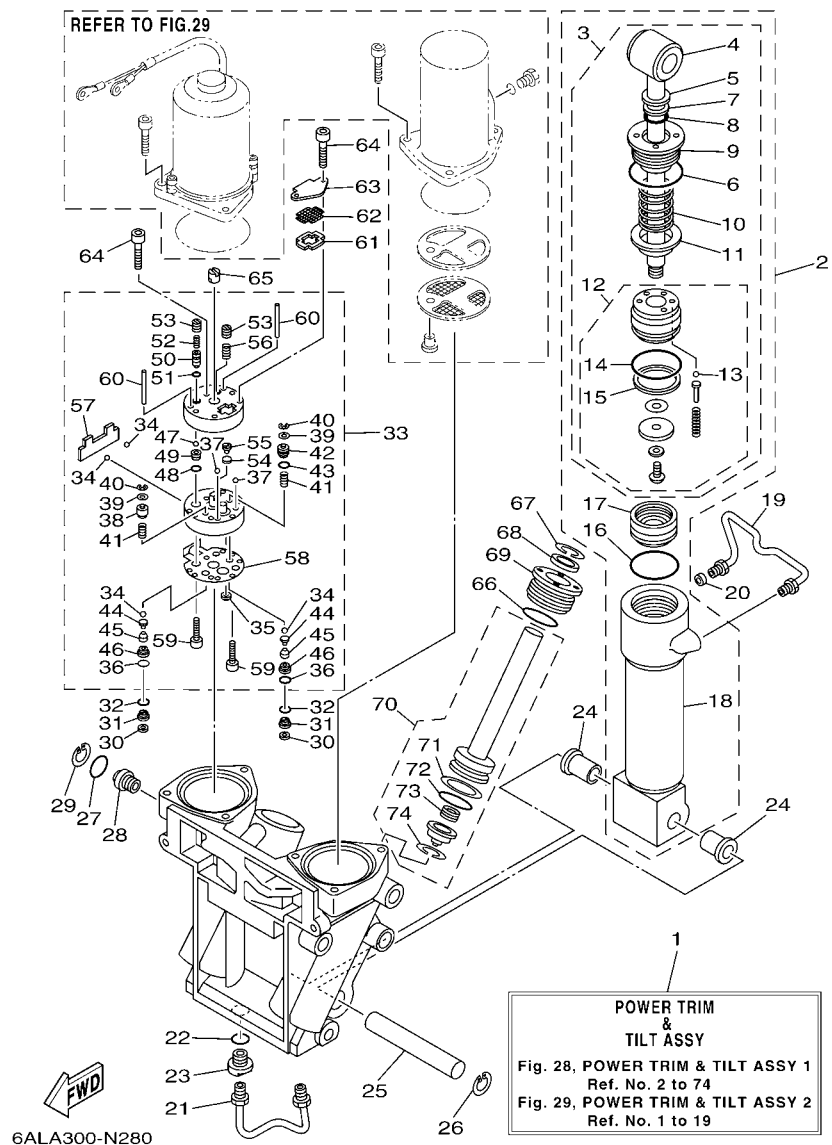


FIG. 28 POWER TRIM & TILT ASSY 1 PUISSANCE PARER ET INCLINER 1

REF. NO.	PART NO. N° PIECES	DESCRIPTION DESCRIPTION	6ALB	6ASA	6AMB	6ATA	REMARKS REMARQUES
1	69J-43800-06-8D	POWER TRIM & TILT ASSY PUISSANCE PARER ET INCLINER (E)	1	1	1	1	
2	6CE-43840-00	POWER TILT ASSY PUISSANCE INCLINER (ENS.)	1	1	1	1	
3	6CE-43810-00	.TILT PISTON SUB ASSY .INCLINER PISTON AUXILIAIRE (ENS)	1	1	1	1	
4	69J-43801-01	..ROD ..TIGE	1	1	1	1	
5	93106-19N50	..OIL SEAL ..JOINT SPY	1	1	1	1	
6	6H1-43861-00	..O-RING ..JOINT TORIQUE	1	1	1	1	
7	6H1-43872-00	..RING, BACK UP ..RESSORT	1	1	1	1	
8	61A-4389H-01	..O-RING ..JOINT TORIQUE	1	1	1	1	
9	61A-43811-00	..SCREW, CYLINDER END ..VIS, CYLINDRE RACCORD	1	1	1	1	
10	69J-4384H-00	..SPRING ..RESSORT	1	1	1	1	
11	69J-4382E-00	..ADAPTOR 2 ..ADAPTEUR 2	1	1	1	1	
12	6CE-4380P-00	..PISTON SUB ASSY ..PISTON AUXILIAIRE (ENS.)	1	1	1	1	
13	93505-32038	...BALL ...BILLE	5	5	5	5	
14	61A-43861-00	...O-RING ...JOINT TORIQUE	1	1	1	1	
15	61A-43871-00	...RING, BACK UP ...SEGMENT	1	1	1	1	
16	61A-43861-00	.O-RING .JOINT TORIQUE	1	1	1	1	
17	6H1-43814-00	.PISTON, FREE .PISTON	1	1	1	1	
18	61A-43813-01	.CYLINDER, TILT .CYLINDRE	1	1	1	1	
19	61A-43835-01	PIPE TUYAU	1	1	1	1	
20	69J-4388J-00	PLUG 2 BOUCHON 2	1	1	1	1	
21	69J-43833-01	PIPE TUYAU	1	1	1	1	
22	93210-17239	O-RING JOINT TORIQUE	1	1	1	1	
23	69J-4388E-01	BOLT ,SCREW VIS	1	1	1	1	
24	90386-18M14	BUSH DOUILLE	2	2	2	2	
25	61A-43818-00	PIN, LOWER SHOCK MOUNT AXE, INFERIEUR AMORTISSEUR	1	1	1	1	
26	61A-43876-00	RING, SNAP RESSORT	1	1	1	1	
27	6D8-43863-00	O-RING JOINT TORIQUE	1	1	1	1	

FIG. 28 POWER TRIM & TILT ASSY 1

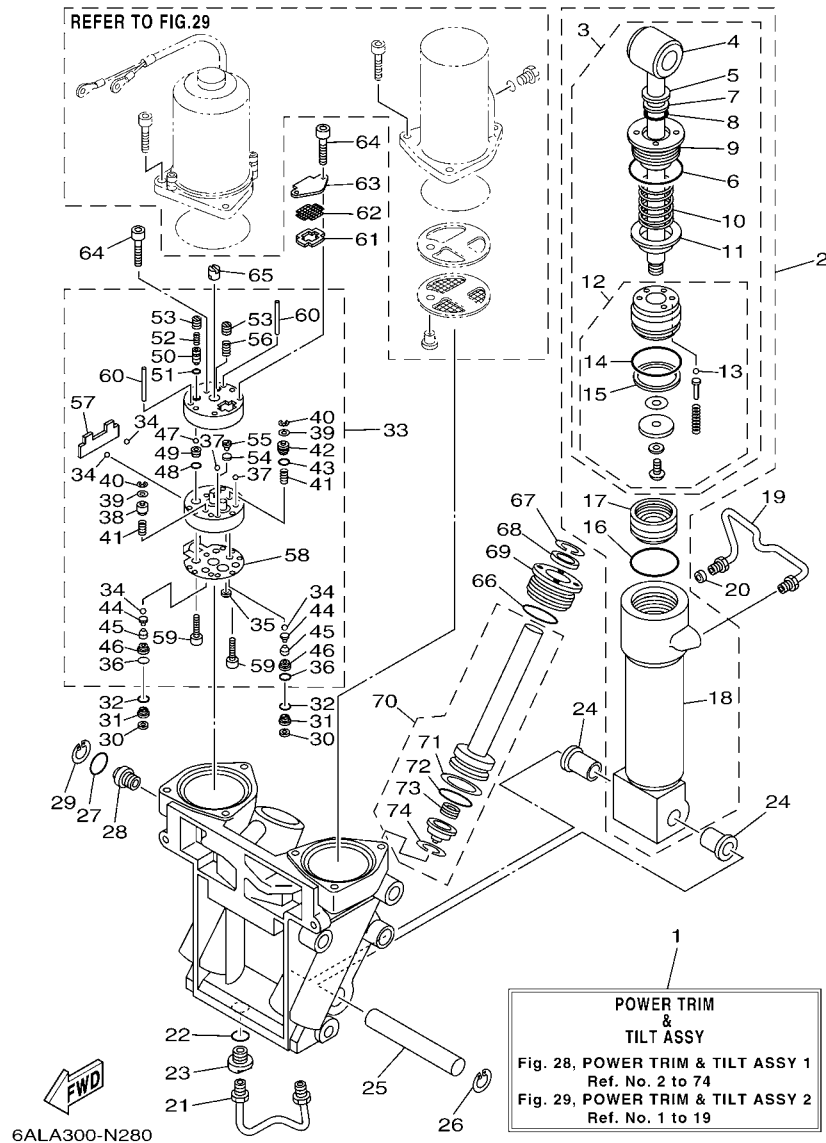
PUISSANCE PARER ET INCLINER 1



REF. NO.	PART NO. N° PIECES	DESCRIPTION DESCRIPTION	6ALB	6ASA	6AMB	6ATA	REMARKS REMARQUES
28	69J-43845-00	SCREW, MANUAL RELEASE VIS	1	1	1	1	
29	6H1-43875-00	RING, SNAP RESSORT	1	1	1	1	
30	69J-4381C-00	FILTER 3 FILTRE 3	2	2	2	2	
31	69J-43899-01	PLATE STOPPER PLAQUETTE	2	2	2	2	
32	69J-4389J-00	O-RING JOINT TORIQUE	2	2	2	2	
33	69J-43830-01	GEAR PUMP ASSY POMPE A PIGNON (ENS.)	1	1	1	1	
34	93505-32038	.BALL .BILLE	4	4	4	4	
35	69J-4381C-00	.FILTER 3 .FILTRE 3	1	1	1	1	
36	69J-4389J-00	.O-RING .JOINT TORIQUE	2	2	2	2	
37	93503-16003	.BALL .BILLES	2	2	2	2	
38	6CJ-4384M-00	.PISTON, SHUTTLE 2 .PISTON 2	1	1	1	1	
39	69A-4384F-00	.SEAL, MAIN VALVE .JOINT	2	2	2	2	
40	99002-03600	.CLIP .CIRCLIP	2	2	2	2	
41	69J-43894-00	.SPRING, SHUTTLE RETURN .RESSORT	2	2	2	2	
42	6CJ-43841-00	.PISTON, SHUTTLE .PISTON	1	1	1	1	
43	6H1-43883-00	.O-RING .JOINT TORIQUE	1	1	1	1	
44	60V-4386A-00	.PIN, ABSORBER VALVE .GOUPILLE, SOUPAPE	2	2	2	2	
45	69J-43853-00	.SPRING, MAIN VALVE .RESSORT	2	2	2	2	
46	6CJ-43893-00	.WASHER .RONDELLE	2	2	2	2	
47	93501-08001	.BALL .BILLE	2	2	2	2	
48	93210-08391	.O-RING .JOINT TORIQUE	1	1	1	1	
49	69J-43851-00	.SEAT, RELIEF VALVE .SIEGE	1	1	1	1	
50	6CJ-43844-00	.PIN, VALVE SUPPORT .GOUPILLE	1	1	1	1	
51	93210-064A5	.O-RING .JOINT TORIQUE	1	1	1	1	
52	69J-43855-00	.SPRING, UP RELIEF .RESSORT	1	1	1	1	
53	6CJ-43843-00	.SCREW, VALVE LOCK .VIS	2	2	2	2	
54	6H1-4384G-11	.SEAL, RELIEF VALVE .JOINT	1	1	1	1	

FIG. 28 POWER TRIM & TILT ASSY 1

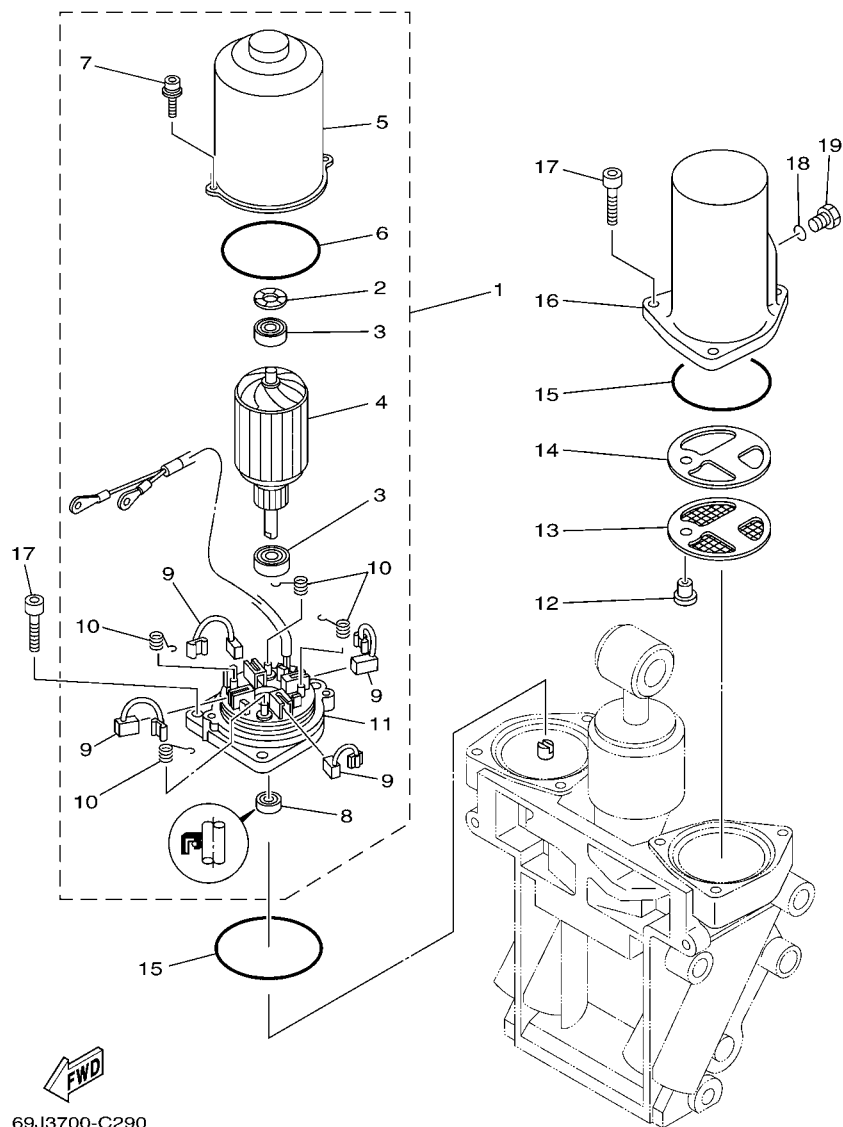
PUISSANCE PARER ET INCLINER 1



REF. NO.	PART NO. N° PIECES	DESCRIPTION DESCRIPTION	6ALB	6ASA	6AMB	6ATA	REMARKS REMARQUES
55	6H1-43844-10	.PIN, VALVE SUPPORT .GOUPILLE	1	1	1	1	
56	6H1-43856-10	.SPRING, DOWN RELIEF .RESSORT	1	1	1	1	
57	69J-43854-00	.SPRING, MANUAL RELEASE .RESSORT	1	1	1	1	
58	69J-4384G-00	.SEAL, RELIEF VALVE .JOINT	1	1	1	1	
59	91318-05025	.BOLT .BOULON	2	2	2	2	
60	93604-35236	.PIN, DOWEL .CLAVETTE	2	2	2	2	
61	69J-43871-00	RING, BACK UP SEGMENT	1	1	1	1	
62	69J-43816-00	FILTER 1 FILTRE 1	1	1	1	1	
63	69J-4381J-00	PLATE PLAQUE	1	1	1	1	
64	91318-05040	BOLT BOULON	3	3	3	3	
65	69J-43831-00	CONNECTOR, SHAFT RACCORD	1	1	1	1	
66	61A-43861-00	O-RING JOINT TORIQUE	2	2	2	2	
67	6T4-43875-01	RING, SNAP RESSORT	2	2	2	2	
68	61A-43822-00	SEAL, TRIM DUST JOINT	2	2	2	2	
69	61A-43821-01	SCREW, TRIM CYLINDER END VIS	2	2	2	2	
70	69J-43820-01	TRIM PISTON SUB ASSY PARER PISTON AUXILIAIRE (ENS.)	2	2	2	2	
71	61A-43874-00	.RING, BACK UP .RESSORT	1	1	1	1	
72	61A-43864-00	.O-RING JOINT TORIQUE	1	1	1	1	
73	61A-4384H-10	.SPRING .RESSORT	1	1	1	1	
74	61A-43875-10	.RING, SNAP .RESSORT	1	1	1	1	

FIG. 29 POWER TRIM & TILT ASSY 2

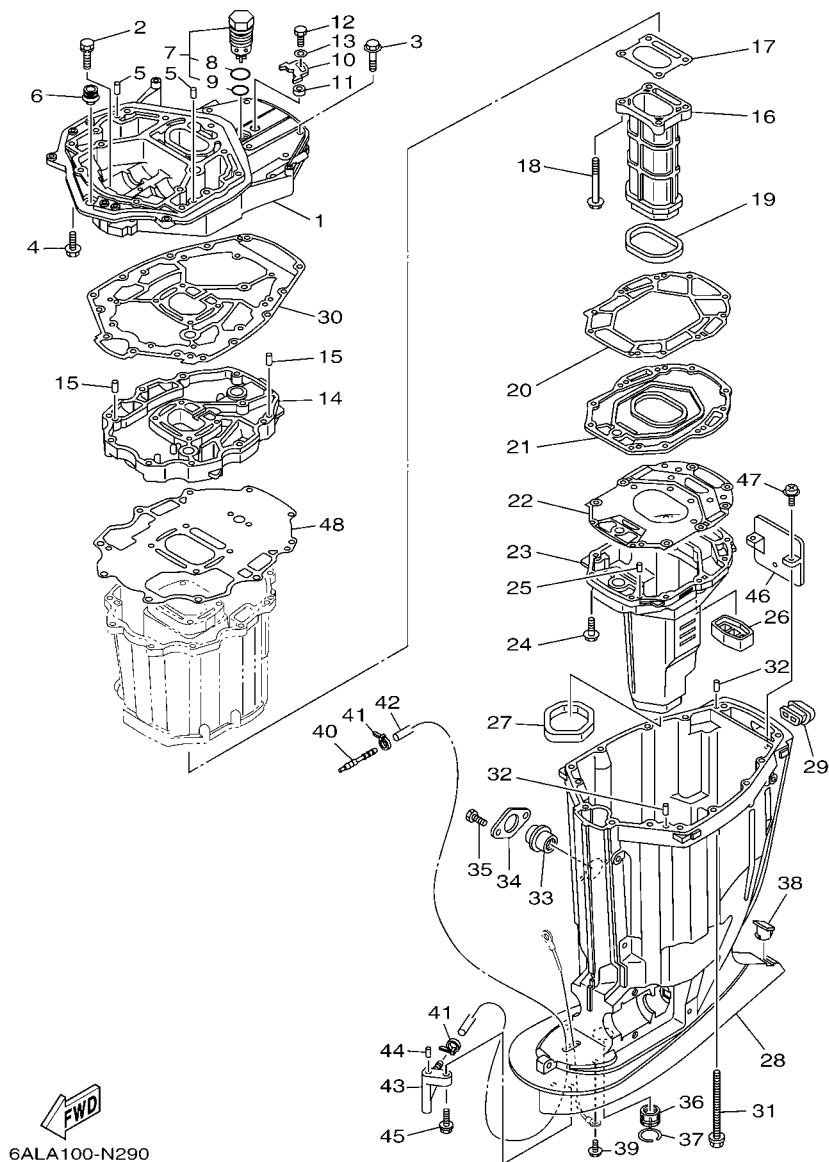
PUISSANCE PARER ET INCLINER 2



REF. NO.	PART NO. N° PIECES	DESCRIPTION DESCRIPTION	6ALB	6ASA	6AMB	6ATA	REMARKS REMARQUES
1	69J-43880-01	MOTOR ASSY MOTEUR (ENS.)	1	1	1	1	
2	90206-14N50	.WASHER, WAVE .RONDELLE, ONDULEE	1	1	1	1	
3	93399-999T6	.BEARING .ROULEMENT	2	2	2	2	
4	69J-43805-00	.ARMATURE ASSY .INDUIT (ENS.)	1	1	1	1	
5	69J-43804-00	.STATOR ASSY .STATOR (ENS.)	1	1	1	1	
6	69J-43861-00	.O-RING .JOINT TORIQUE	1	1	1	1	
7	69J-43886-00	.BOLT .BOULON	2	2	2	2	
8	69J-43882-00	.OIL SEAL .JOINT SPI	1	1	1	1	
9	69J-43891-00	.BRUSH 1 .BALAI 1	4	4	4	4	
10	69J-4386K-00	.SPRING, BRUSH .RESSORT, BALAI	4	4	4	4	
11	69J-43881-01	.FRAME, END .BATI	1	1	1	1	
12	69J-4388H-00	PLUG BOUCHON	1	1	1	1	
13	69J-43817-00	FILTER 2 FILTRE 2	1	1	1	1	
14	69J-4388F-00	SPACER ENTRETOISE	1	1	1	1	
15	93210-66001	O-RING JOINT TORIQUE	2	2	2	2	
16	69J-43828-00	BODY, RESERVOIR CORPS	1	1	1	1	
17	69J-43888-00	BOLT, SOCKET BOULON	6	6	6	6	
18	93210-09165	O-RING JOINT TORIQUE	1	1	1	1	
19	6H1-43829-00	PLUG, RESERVOIR BOUCHON	1	1	1	1	

FIG. 30 UPPER CASING

FOURREAU

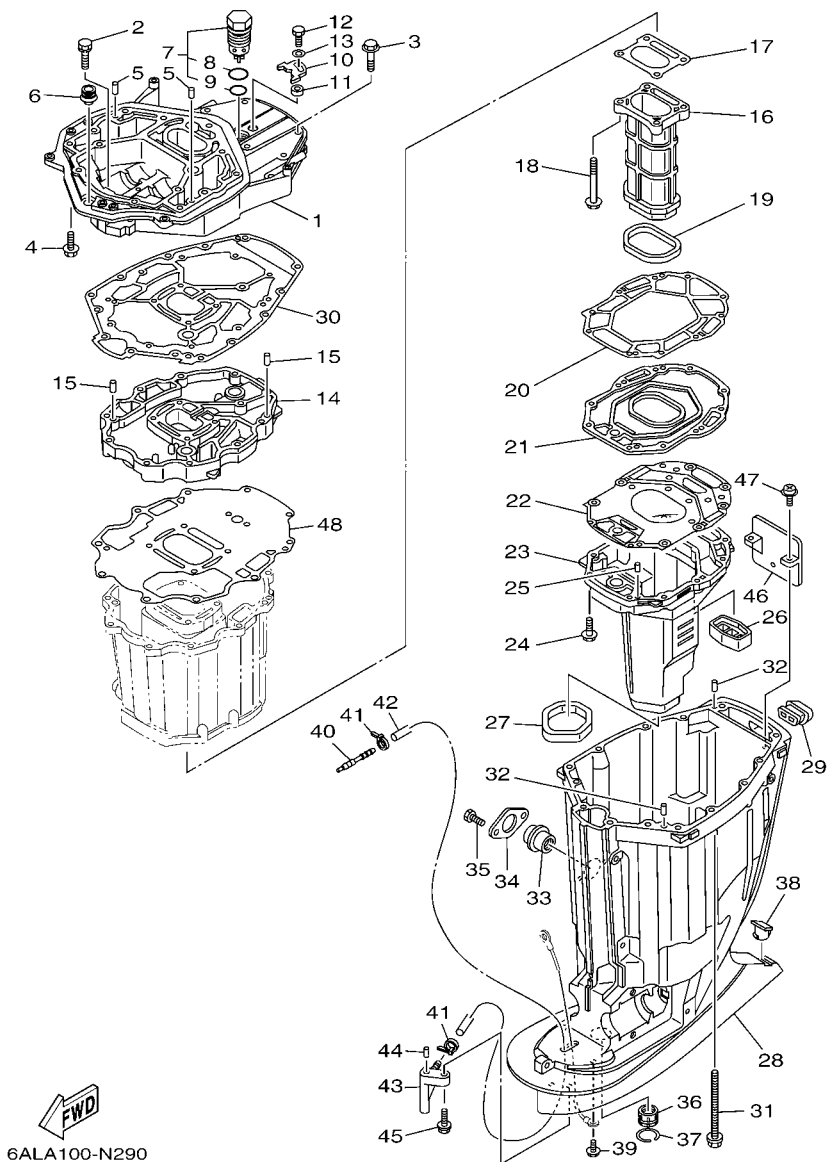


6ALA100-N290

REF. NO.	PART NO. N° PIECES	DESCRIPTION DESCRIPTION	6ALB	6ASA	6AMB	6ATA	REMARKS REMARQUES
1	69J-41137-10-CA	GUIDE, EXHAUST COLLECTEUR D'ÉCHAPPEMENT	1	1	1	1	
2	90119-08102	BOLT, WITH WASHER BOULON, AVEC RONDELLE	2	2	2	2	
3	97575-10545	BOLT, WITH WASHER VIS HEXAGONAL AVEC RONDELLE	7	7	7	7	
4	97575-10535	BOLT, WITH WASHER VIS HEXAGONAL AVEC RONDELLE	7	7	7	7	
5	93608-16M16	PIN, DOWEL AXE	2	2	2	2	
6	6E5-42724-00	GROMMET PASSE-FIL	1	1	1	1	
7	6AW-11371-10	PRESSURE CONTROL VALVE ASSY SOUPAPE, COMMANDE DE PRESSION	1	1	1	1	
8	93210-347A1	.O-RING .JOINT TORIQUE	1	1	1	1	
9	93210-28543	.O-RING .JOINT TORIQUE	1	1	1	1	
10	69J-12233-00	PLATE, GUIDE STOPPER 1 PLAQUE, GUIDE BUTEE 1	1	1	1	1	
11	90387-06037	COLLAR COLLERETTE	1	1	1	1	
12	97095-06020	BOLT BOULON	1	1	1	1	
13	92995-06600	WASHER RONDELLE	1	1	1	1	
14	69J-41131-11-CA	MANIFOLD, EXT. 1 PIPE D'ÉCHAPPEMENT	1	1	1	1	
15	93608-16M16	PIN, DOWEL AXE	2	2	2	2	
16	69J-41132-20-9S	MANIFOLD, EXHAUST PIPE D'ÉCHAPPEMENT	1	1	1	1	
17	6P2-41134-00	GASKET, EXHAUST MANIFOLD JOINT, PIPE D'ÉCHAPPEMENT	1	1	1	1	
18	97575-08590	BOLT, WITH WASHER VIS HEXAGONAL AVEC RONDELLE	4	4	4	4	
19	69J-41138-00	SEAL, EXT. 1 JOINT DE GROUPE 1	1	1	1	1	
20	69J-41135-A0	GASKET, EXHAUST MANIFOLD JOINT, PIPE D'ÉCHAPPEMENT	1	1	1	1	
21	69J-45181-10-9S	PLATE PLAQUETTE	1	1	1	1	
22	6S1-41136-00	GASKET, EXHAUST MANIFOLD 4 JOINT, PIPE D'ÉCHAPPEMENT 4	1	1	1	1	
23	69J-14711-21-9S	MUFFLER 1 POT D'ÉCHAPPEMENT 1	1	1	1	1	
24	97575-08535	BOLT, WITH WASHER VIS HEXAGONAL AVEC RONDELLE	10	10	10	10	
25	93606-19M23	PIN, DOWEL GOUPILLE	2	2	2	2	
26	69J-45127-00	SEAL JOINT	1	1	1	1	
27	69J-45123-00	GASKET, MUFFLER JOINT, POT DE DETENTE	1	1	1	1	

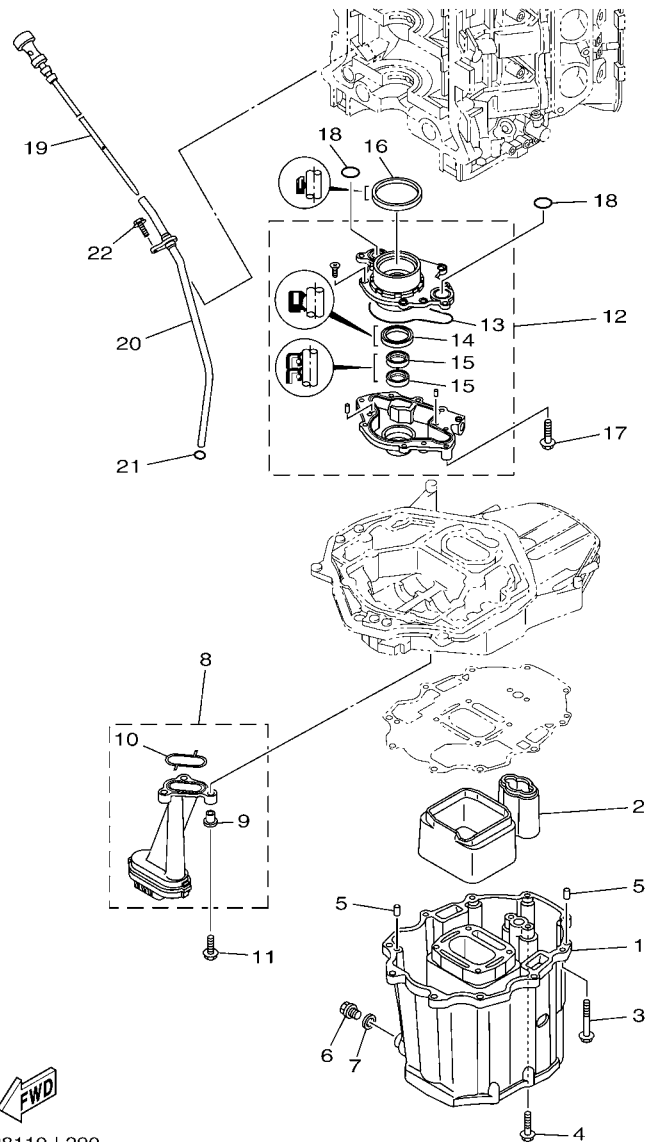
FIG. 30 UPPER CASING

FOURREAU



6ALA100-N290

REF. NO.	PART NO. N° PIECES	DESCRIPTION DESCRIPTION	6ALB	6ASA	6AMB	6ATA	REMARKS REMARQUES
28	69J-45111-10-8D	CASING, UPPER FOURREAU	1	1	1	1	
29	69J-42769-00	SEAL, RUBBER BOURRELET, CAOUTCHOUC	1	1	1	1	
30	69J-45113-20	GASKET, UPPER CASING JOINT, TUBE D'ARBRE	1	1	1	1	
31	90119-10007	BOLT, WITH WASHER BOULON, AVEC RONDELLE	6	6	6	6	
32	93608-16M16	PIN, DOWEL AXE	2	2	2	2	
33	69J-15316-00	DAMPER 1 AMORTISSEUR 1	1	1	1	1	
34	69J-45152-10	COVER, UPPER CASING 2 CAPUCHON FOURREAU	1	1	1	1	
35	97095-06012	BOLT BOULON	2	2	2	2	
36	69J-45318-01	BUSHING, DRIVE SHAFT DOUILLE, ARBRE MOTEUR	1	1	1	1	
37	93420-36M01	CIRCLIP CIRCLIP, TYPE S	1	1	1	1	
38	61A-45155-00	CAP CAPUCHON	1	1	1	1	
39	95895-06010	BOLT, FLANGE BOULON	1	1	1	1	
40	6E5-83558-00	END, NIPPLE RACCORD DE NIPPLE	1	1	1	1	EXCEPT LAN SPEED
41	90465-11M10	CLAMP BRIDE	2	2	2	2	EXCEPT LAN SPEED
	90465-11M10	CLAMP BRIDE	1	1			FOR LAN SPEED
42	90445-07010	HOSE (L1330) DURITE (L1330)	1	1	1	1	EXCEPT LAN SPEED
	90445-07046	HOSE (L1550) DURITE (L1550)	1	1			FOR LAN SPEED
43	61A-45378-00	NIPPLE, HOSE RACCORD, TUYAU	1	1	1	1	
44	93606-12019	PIN, DOWEL GOUPILLE	1	1	1	1	
45	90119-06M17	BOLT, WITH WASHER BOULON, AVEC RONDELLE	1	1	1	1	
46	69J-14624-01	COVER, EXHAUST CACHE D'ECHAPPEMENT	1	1	1	1	
47	97980-06216	SCREW, WITH WASHER VIS, AVEC RONDELLE	2	2	2	2	
48	69J-15312-01	GASKET, OIL PAN JOINT DE VENTILATEUR D'HUILE	1	1	1	1	



6P28110-L290

FIG. 31 OIL PAN

VENTILATEUR D'HUILE

REF. NO.	PART NO. N° PIECES	DESCRIPTION DESCRIPTION	6ALB	6ASA	6AMB	6ATA	REMARKS REMARQUES
1	69J-15311-10-CA	OIL PAN VENTILATEUR D'HUILE	1	1	1	1	
2	69J-15761-00	SEAL, RUBBER 1 JOINT CAOUTCHOUC 1	1	1	1	1	
3	97575-08560	BOLT, WITH WASHER VIS HEXAGONAL AVC RONDELLE	10	10	10	10	
4	97575-08535	BOLT, WITH WASHER VIS HEXAGONAL AVC RONDELLE	2	2	2	2	
5	93608-16M16	PIN, DOWEL AXE	2	2	2	2	
6	90340-14M06	PLUG, STRAIGHT SCREW PLOT, FILETE DROIT	1	1	1	1	
7	90430-14M09	GASKET JOINT	1	1	1	1	
8	69J-13411-00	STRAINER, OIL FILTRE, HUILE	1	1	1	1	
9	90387-06263	.COLLAR .COLLERETTE	3	3	3	3	
10	69J-13415-00	.SEAL, OIL STRAINER .JOINT, FILTRE A HUILE	1	1	1	1	
11	95812-06025	BOLT, FLANGE BOULON	3	3	3	3	
12	6P2-13300-00	OIL PUMP ASSY POMPE A HUILE COMPLETE	1	1	1	1	
13	69J-13329-01	.GASKET, PUMP COVER .JOINT, COUVERCLE DE POMPE	1	1	1	1	
14	6AW-13119-00	.OIL SEAL .JOINT SPY	1	1	1	1	
15	69J-13631-00	.OIL SEAL .JOINT SPY	2	2	2	2	
16	69J-11355-00	SEAL, CYLINDER 1 JOINT, SPY CYLINDRE	1	1	1	1	
17	97575-06540	BOLT, WITH WASHER VIS HEXAGONAL AVC RONDELLE	4	4	4	4	
18	93210-25552	O-RING JOINT TORIQUE	2	2	2	2	
19	6P2-15362-10	PLUG, OIL LEVEL PLOT, NIVEAU D'HUILE	1	1	1	1	
20	6P2-15377-10	GUIDE, INLET GUIDE D'ADMISSION	1	1	1	1	
21	93210-19MJ3	O-RING JOINT TORIQUE	1	1	1	1	
22	95895-06016	BOLT, FLANGE BOULON	1	1	1	1	

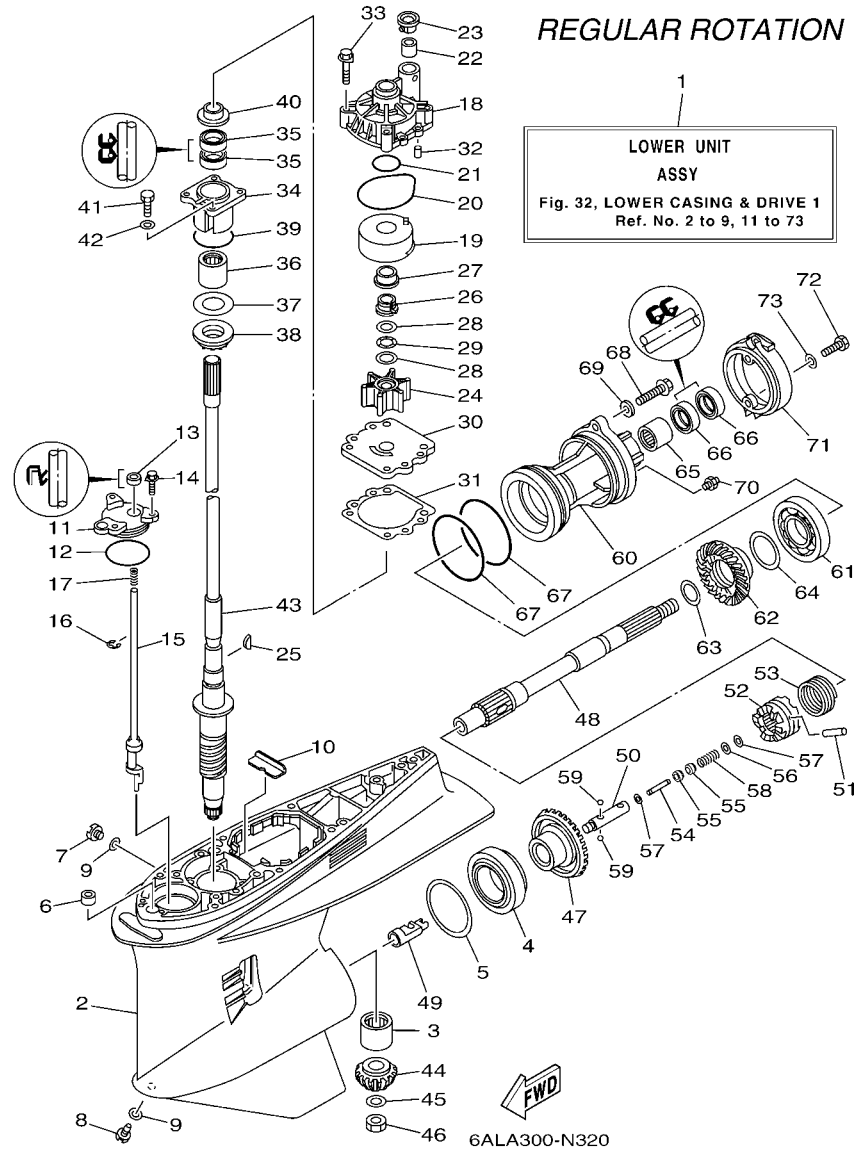


FIG. 32 LOWER CASING & DRIVE 1

BOITIER D'HELICE TRANSMISSION1

REF. NO.	PART NO. N° PIECES	DESCRIPTION DESCRIPTION	6ALB	6ASA	6AMB	6ATA	REMARKS REMARQUES
1	69J-45300-23-8D	LOWER UNIT ASSY UNITE INFERIEURE (ENS.)	1	1			X(25.3"),RH X(25.3"),RH
2	61A-45301-10-8D	CASING, LOWER BEQUILLE	1	1			
3	93311-83280	BEARING ROULEMENT	1	1			
4	93332-000W1	BEARING ROULEMENT	1	1			
5	61A-45567-00	SHIM (T:0.10MM) CALE (T:0.10MM)	1	1			UR UR
61A-45567-10	SHIM (T:0.12MM) CALE (T:0.12MM)	1	1			UR UR	
61A-45567-20	SHIM (T:0.15MM) CALE (T:0.15MM)	1	1			UR UR	
61A-45567-30	SHIM (T:0.18MM) CALE (T:0.18MM)	1	1			UR UR	
61A-45567-40	SHIM (T:0.30MM) CALE (T:0.30MM)	1	1			UR UR	
61A-45567-50	SHIM (T:0.40MM) CALE (T:0.40MM)	1	1			UR UR	
61A-45567-60	SHIM (T:0.50MM) CALE (T:0.50MM)	1	1			UR UR	
6	663-44366-00	DAMPER, WATER SEAL 2 JOINT, TUBE D'EAU 2	1	1			
7	90340-08002	PLUG, STRAIGHT SCREW PLOT, FILETE DROIT	1	1			
8	688-45341-10	PLUG, DRAIN BOUCHON DE VIDANGE	1	1			
9	90430-08020	GASKET JOINT	2	2			
10	61A-45376-00	GUIDE, SEAL DAMPER BUTEE, JOINT CAOUTCHOUC	1	1			
11	61A-45321-01	PLATE PLAQUETTE	1	1			
12	93210-64488	O-RING JOINT TORIQUE	1	1			
13	93106-09014	OIL SEAL JOINT SPY	1	1			
14	90119-06M10	BOLT, WITH WASHER BOULON, AVEC RONDELLE	3	3			
15	69J-44150-00	SHIFT CAM ASSY CAME D'INVERSION	1	1			
16	99001-08600	CIRCLIP CIRCLIP	1	1			
17	90501-11M10	SPRING, COMPRESSION RESSORT, COMPRESSION	1	1			
18	61A-44311-01	HOUSING, WATER PUMP CORPS, POMPE A EAU	1	1			
19	61A-44322-02	INSERT, CARTRIDGE CUVETTE	1	1			
20	93210-86M38	O-RING JOINT TORIQUE	1	1			
21	93210-37160	O-RING JOINT TORIQUE	1	1			

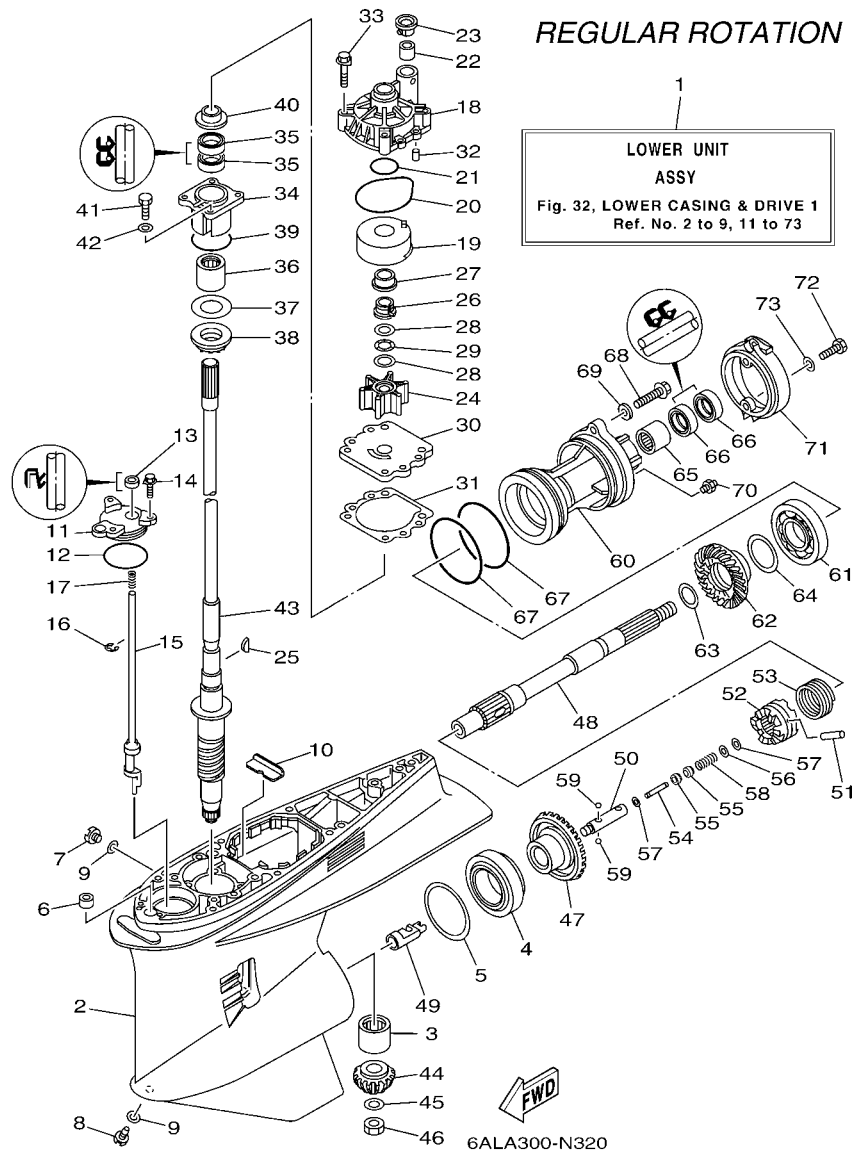


FIG. 32 LOWER CASING & DRIVE 1 BOITIER D'HELICE TRANSMISSION1

REF. NO.	PART NO. N° PIECES	DESCRIPTION DESCRIPTION	6ALB	6ASA	6AMB	6ATA	REMARKS REMARQUES
22	6E5-44365-00	DAMPER, WATER SEAL 1 JOINT, TUBE D'EAU 1	1	1			
23	6E5-44312-00	COVER, WATER PUMP HOUSING COUVERCLE	1	1			
24	6E5-44352-01	IMPELLER TURBINE	1	1			
25	90280-04M05	KEY, WOODRUFF CLAVETTE, DEMI-LUNE	1	1			
26	61A-45538-00	SPACER 1 ENTRETOISE	1	1			
27	61A-45527-00	COLLAR, DRIVE SHAFT ENTRETOISE	1	1			
28	90201-22M01	WASHER, PLATE RONDELLE, PLATE	2	2			
29	90206-22M19	WASHER, WAVE RONDELLE, ONDULEE	1	1			
30	6G5-44323-01	OUTER PLATE, CARTRIDGE PLAQUE EXTERIEURE	1	1			
31	6E5-44315-A0	GASKET, WATER PUMP JOINT, POMPE A EAU	1	1			
32	93606-12019	PIN, DOWEL GOUPILE	2	2			
33	90119-08M14	BOLT, WITH WASHER BOULON, AVEC RONDELLE	4	4			
34	61A-45331-00-9S	HOUSING, BEARING FLASQUE, ROULEMENT	1	1			
35	93101-28M16	OIL SEAL JOINT SPY	2	2			
36	93317-330U2	BEARING ROULEMENT	1	1			
37	61A-45587-00	SHIM (T:0.10MM) CALE (T:0.10MM)	1	1			UR
	61A-45587-10	SHIM (T:0.12MM) CALE (T:0.12MM)	1	1			UR
	61A-45587-20	SHIM (T:0.15MM) CALE (T:0.15MM)	1	1			UR
	61A-45587-30	SHIM (T:0.18MM) CALE (T:0.18MM)	1	1			UR
	61A-45587-40	SHIM (T:0.30MM) CALE (T:0.30MM)	1	1			UR
	61A-45587-50	SHIM (T:0.40MM) CALE (T:0.40MM)	1	1			UR
	61A-45587-60	SHIM (T:0.50MM) CALE (T:0.50MM)	1	1			UR
38	93341-93020	BEARING CERVEAUX DE DIRECTION	1	1			
39	93210-55M14	O-RING JOINT TORIQUE	1	1			
40	6E5-45344-00	COVER, OIL SEAL FLASQE, JOINT D'HUILE	1	1			
41	97095-08025	BOLT BOULON	4	4			
42	92995-08600	WASHER RONDELLE	4	4			

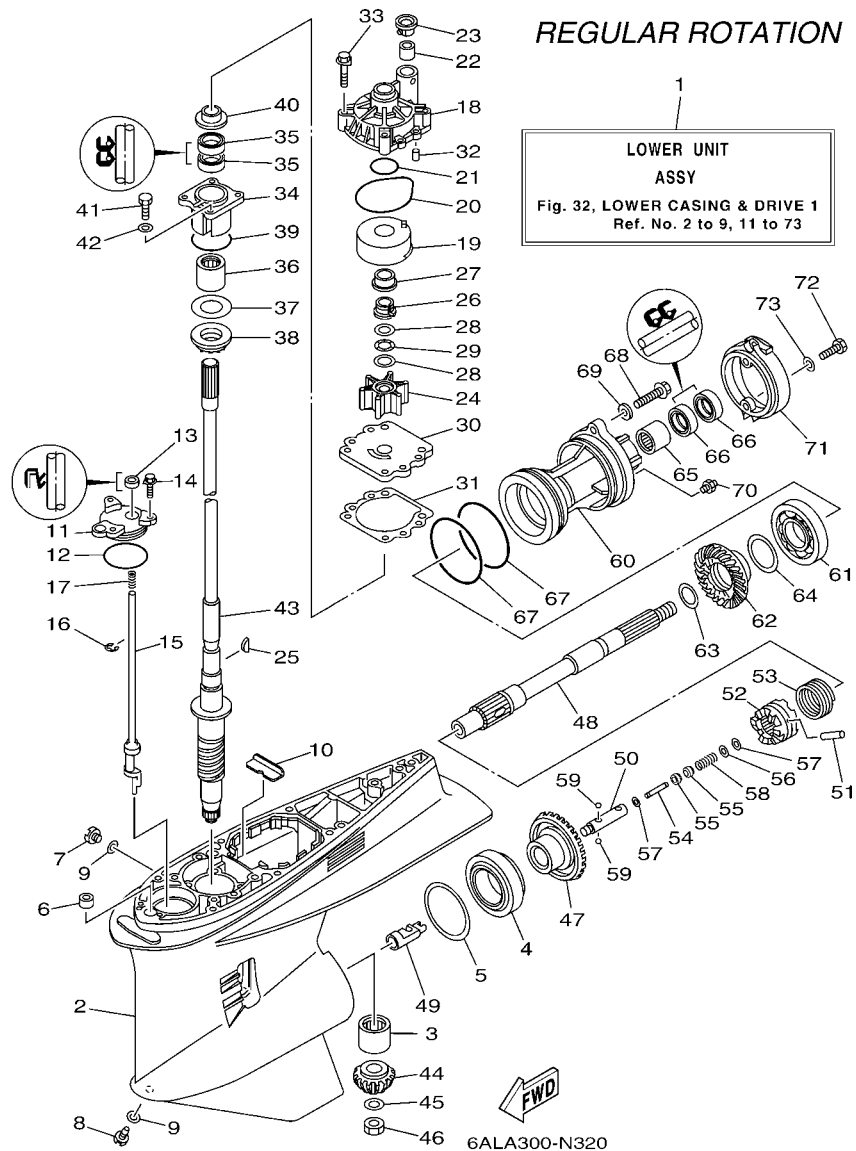


FIG. 32 LOWER CASING & DRIVE 1 BOITIER D'HELICE TRANSMISSION1

REF. NO.	PART NO. N° PIECES	DESCRIPTION DESCRIPTION	6ALB	6ASA	6AMB	6ATA	REMARKS REMARQUES
43	69J-45501-00	DRIVE SHAFT COMP. ARBRE MOTEUR COMP.	1	1			X(25.3") X(25.3")
44	6P2-45551-02	PINION (15T) PIGNON D'ATTAQUE (15D)	1	1			
45	90201-16M00	WASHER, PLATE RONDELLE, PLATE	1	1			
46	90170-16M19	NUT ECROU	1	1			
47	6P2-45560-01	GEAR 1 (30T) PIGNON 1 (30T)	1	1			
48	69J-45611-00	SHAFT, PROPELLER ARBRE, HELICE	1	1			
49	61A-45641-02	SHIFTER EMBRAYAGE	1	1			
50	61A-45634-01	SLIDE, SHIFT CONTRE-POUSSOIR	1	1			
51	61A-45632-00	PIN, CROSS GOUPILLE DE CRABOT	1	1			
52	69J-45631-00	CLUTCH, DOG CRABOT	1	1			
53	61A-45633-00	RING, CROSS PIN JONC, GOUPILLE CRABOT	1	1			
54	6H1-45668-00	SHAFT, FREE 1 AXE 1	1	1			
55	61A-45635-00	PLUNGER, SHIFT POUSSOIR D'EMBRAYAGE	2	2			
56	90201-02M00	WASHER, PLATE RONDELLE, PLATE	1	1			
57	90183-02M03	NUT, SPRING ECROU, RESSORT	2	2			
58	90501-10M77	SPRING, COMPRESSION RESSORT, COMPRESSION	1	1			
59	93501-04011	BALL BILLE	2	2			
60	69J-45332-00	HOUSING, BEARING FLASQUE, ROULEMENT	1	1			
61	93306-210U0	BEARING ROULEMENT	1	1			
62	6P2-45571-00	GEAR 2 (30T) PIGNON 2 (30T)	1	1			
63	90201-31M00	WASHER, PLATE RONDELLE, PLATE	1	1			
64	61A-45577-00	SHIM (T:0.10MM) CALE (T:0.10MM)	1	1			UR UR
	61A-45577-10	SHIM (T:0.12MM) CALE (T:0.12MM)	1	1			UR UR
	61A-45577-20	SHIM (T:0.15MM) CALE (T:0.15MM)	1	1			UR UR
	61A-45577-30	SHIM (T:0.18MM) CALE (T:0.18MM)	1	1			UR UR
	61A-45577-40	SHIM (T:0.30MM) CALE (T:0.30MM)	1	1			UR UR
	61A-45577-50	SHIM (T:0.40MM) CALE (T:0.40MM)	1	1			UR UR

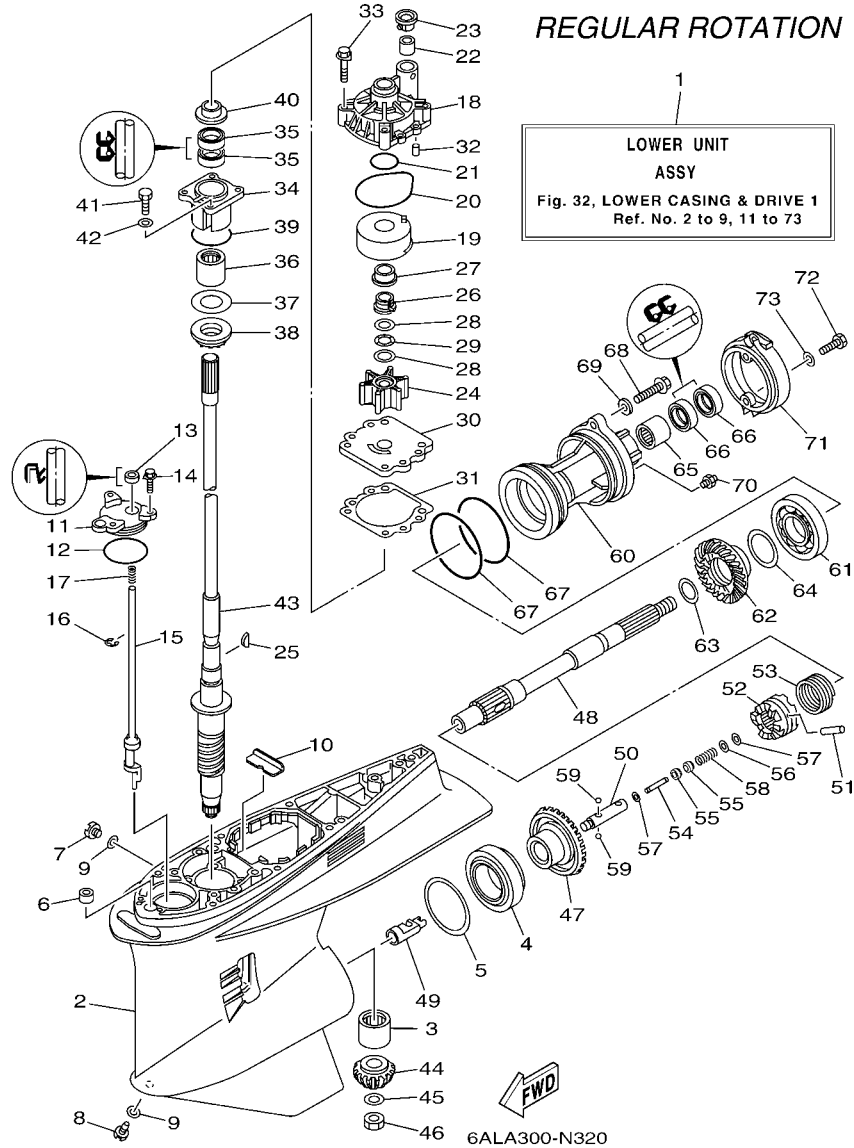
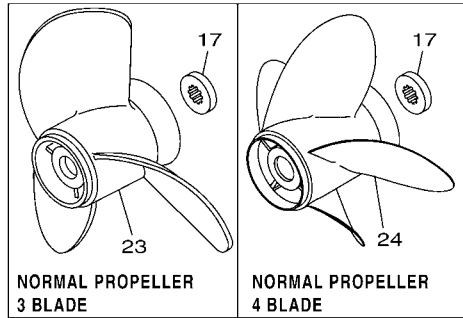


FIG. 32 LOWER CASING & DRIVE 1 BOITIER D'HELICE TRANSMISSION1

REF. NO.	PART NO. N° PIECES	DESCRIPTION DESCRIPTION	6ALB	6ASA	6AMB	6ATA	REMARKS REMARQUES
64	61A-45577-60	SHIM (T:0.50MM) CALE (T:0.50MM)	1	1			UR UR
65	93315-43061	BEARING ROULEMENT	1	1			
66	93101-30M17	OIL SEAL JOINT SPY	2	2			
67	93211-04384	O-RING JOINT TORIQUE	2	2			
68	90105-08049	BOLT, FLANGE BOULON	2	2			
69	90201-08023	WASHER, PLATE RONDELLE, PLATE	2	2			
70	93700-09M00	NIPPLE, GREASE PION	1	1			
71	69J-45361-00-8D	CAP, LOWER CASING COUVERCLE, BOITIER D'HELICE	1	1			
72	97095-08020	BOLT BOULON	2	2			
73	92995-08600	WASHER RONDELLE	2	2			



REGULAR ROTATION

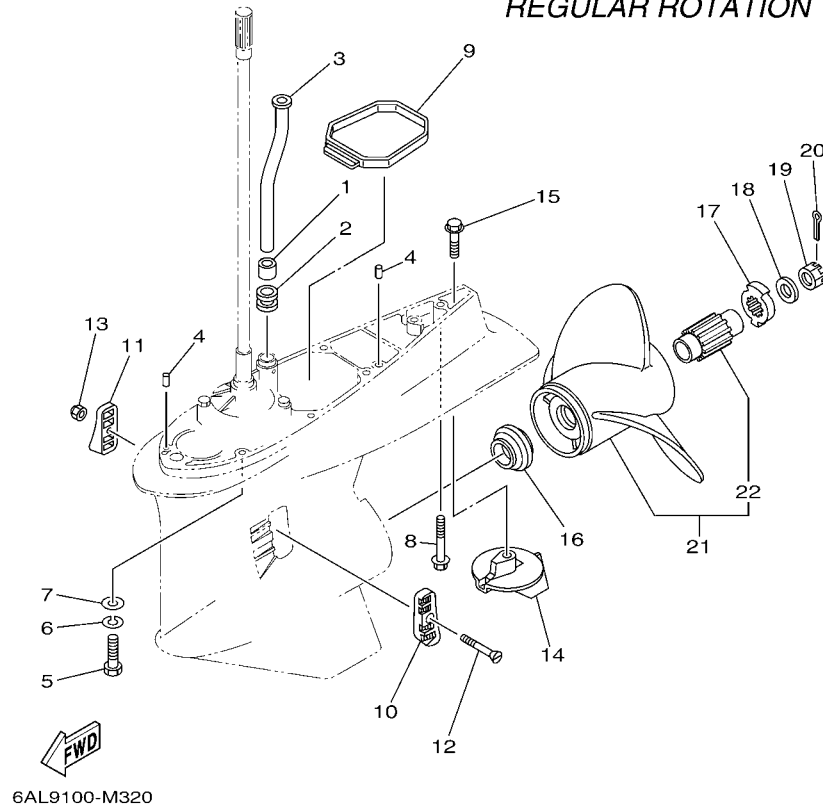
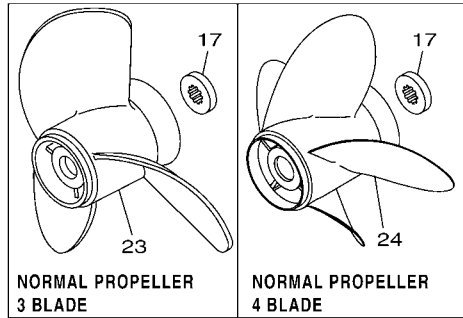
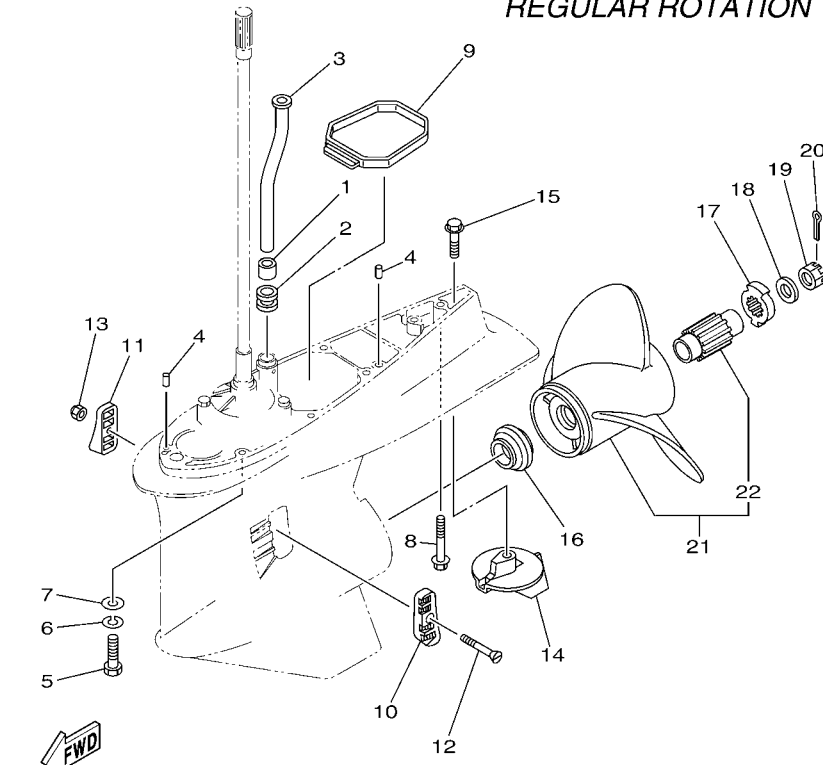


FIG. 33 LOWER CASING & DRIVE 2 BOITIER D'HELICE TRANSMISSION2

REF. NO.	PART NO. N° PIECES	DESCRIPTION DESCRIPTION	6ALB	6ASA	6AMB	6ATA	REMARKS REMARQUES
1	6E5-44365-00	DAMPER, WATER SEAL 1 JOINT, TUBE D'EAU 1	1	1			
2	6E5-44366-00	DAMPER, WATER SEAL 2 JOINT, TUBE D'EAU 2	1	1			
3	6S1-44361-02	TUBE, WATER 1 TUBE D'EAU 1	1	1			X(25.3") X(25.3")
4	93608-12M05	PIN, DOWEL AXE	2	2			
5	97095-10045	BOLT BOULON	7	7			X(25.3") X(25.3")
6	92995-10100	WASHER RONDELLE	7	7			X(25.3") X(25.3")
7	92995-10600	WASHER RONDELLE	7	7			X(25.3") X(25.3")
8	90119-10MA2	BOLT, WITH WASHER BOULON, AVEC RONDELLE	1	1			X(25.3") X(25.3")
9	69J-45375-00	DAMPER, SEAL BOURRELET, CAOUTCHOUC	1	1			
10	61A-45214-11	COVER, WATER INLET 1 GRILLE, ENTREE D'EAU 1	1	1			
11	61A-45215-11	COVER, WATER INLET 2 GRILLE, ENTREE D'EAU 2	1	1			
12	90152-05003	SCREW, COUNTERSUNK VIS, TETE NOYEE	1	1			
13	90185-05002	NUT, NYLON ECROU, AUTO-BLOQUANT	1	1			
14	61A-45371-00	TAB-TRIM ANODE DERIVE	1	1			
15	90105-10M00	BOLT, FLANGE BOULON	1	1			
16	69J-45987-00	SPACER 1 ENTRETOISE 1	1	1			
17	6CE-45997-00	SPACER 2 ENTRETOISE 2	1	1			FOR SDS PROP. FOR SDS PROP.
	688-45997-01	SPACER 2 ENTRETOISE 2	1	1			AP NORMAL PROP. AP NORMAL PROP.
18	92990-18200	WASHER RONDELLE, PLATE	1	1			
19	90171-18M04	NUT, CASTLE ECROU, CRENELE	1	1			
20	91490-40030	PIN, COTTER GOUPILLE	1	1			
21	6CE-45930-00	PROPELLER (3X15-3/4"X13"-T) HELICE (3X15-3/4"X13"-T)	1	1			UR SDS PROP. UR SDS PROP.
	6CE-45976-00	PROPELLER (3X15-3/4"X15"-T) HELICE (3X15-3/4"X15"-T)	1	1			UR SDS PROP. UR SDS PROP.
	6CE-45978-00	PROPELLER (3X15-1/2"X17"-T) HELICE (3X15-1/2"X17"-T)	1	1			UR SDS PROP. UR SDS PROP.
	6CE-45934-00	PROPELLER (3X15-1/4"X18"-T) HELICE (3X15-1/4"X18"-T)	1	1			UR SDS PROP. UR SDS PROP.
	6CE-45970-00	PROPELLER (3X15-1/4"X19"-T) HELICE (3X15-1/4"X19"-T)	1	1			UR SDS PROP. UR SDS PROP.
	6CE-45932-00	PROPELLER (3X15"X20"-T) HELICE (3X15"X20"-T)	1	1			UR SDS PROP. UR SDS PROP.



REGULAR ROTATION



6AL9100-M320

FIG. 33 LOWER CASING & DRIVE 2 BOITIER D'HELICE TRANSMISSION2

REF. NO.	PART NO. N° PIECES	DESCRIPTION DESCRIPTION	6ALB	6ASA	6AMB	6ATA	REMARKS REMARQUES
21	6CE-45972-00	PROPELLER (3X15"X21"-T) HELICE (3X15"X21"-T)	1	1			UR SDS PROP. UR SDS PROP.
	6CE-45974-00	PROPELLER (3X14-3/4"X23"-T) HELICE (3X14-3/4"X23"-T)	1	1			UR SDS PROP. UR SDS PROP.
22	6CE-45C81-00	.DAMPER RUBBER, PROPELLER 1 .AMORTISSEUR HELICE 1	1	1			
23	6G5-45970-02	PROPELLER (3X15-1/4"X15"-M) HELICE (3X15-1/4"X15"-M)	1	1			AP NORMAL 3 BLADE AP NORMAL 3 BLADE
	6G5-45972-02	PROPELLER (3X13-3/4"X21"-M) HELICE (3X13-3/4"X21"-M)	1	1			AP NORMAL 3 BLADE AP NORMAL 3 BLADE
	6G5-45974-03	PROPELLER (3X13-3/4"X19"-M2) HELICE (3X13-3/4"X19"-M2)	1	1			AP NORMAL 3 BLADE AP NORMAL 3 BLADE
	6G5-45978-03	PROPELLER (3X13-3/4"X17"-M2) HELICE (3X13-3/4"X17"-M2)	1	1			AP NORMAL 3 BLADE AP NORMAL 3 BLADE
	61A-45972-00	PROPELLER (3X14-1/2"X21"-T) HELICE (3X14-1/2"X21"-T)	1	1			AP NORMAL 3 BLADE AP NORMAL 3 BLADE
	61A-45974-00	PROPELLER (3X14-1/2"X19"-T) HELICE (3X14-1/2"X19"-T)	1	1			AP NORMAL 3 BLADE AP NORMAL 3 BLADE
	61A-45978-00	PROPELLER (3X15"X17"-T) HELICE (3X15"X17"-T)	1	1			AP NORMAL 3 BLADE AP NORMAL 3 BLADE
	6R4-45970-A1	PROPELLER (3X15-1/4"X19"-M) HELICE (3X15-1/4"X19"-M)	1	1			AP NORMAL 3 BLADE AP NORMAL 3 BLADE
	6R4-45972-A0	PROPELLER (3X14-7/8"X21"-M) HELICE (3X14-7/8"X21"-M)	1	1			AP NORMAL 3 BLADE AP NORMAL 3 BLADE
	6R4-45974-A0	PROPELLER (3X14-1/2"X23"-M) HELICE (3X14-1/2"X23"-M)	1	1			AP NORMAL 3 BLADE AP NORMAL 3 BLADE
	6R4-45976-A0	PROPELLER (3X14-1/2"X15"-M) HELICE (3X14-1/2"X15"-M)	1	1			AP NORMAL 3 BLADE AP NORMAL 3 BLADE
	6R4-45978-A0	PROPELLER (3X15-1/4"X17"-M) HELICE (3X15-1/4"X17"-M)	1	1			AP NORMAL 3 BLADE AP NORMAL 3 BLADE
24	6BR-45B70-00	PROPELLER (4X15"X21"-T) HELICE (4X15"X21"-T)	1	1			AP NORMAL 4 BLADE AP NORMAL 4 BLADE
	6BR-45B72-00	PROPELLER (4X15"X22"-T) HELICE (4X15"X22"-T)	1	1			AP NORMAL 4 BLADE AP NORMAL 4 BLADE
	6BR-45B74-00	PROPELLER (4X15"X23"-T) HELICE (4X15"X23"-T)	1	1			AP NORMAL 4 BLADE AP NORMAL 4 BLADE

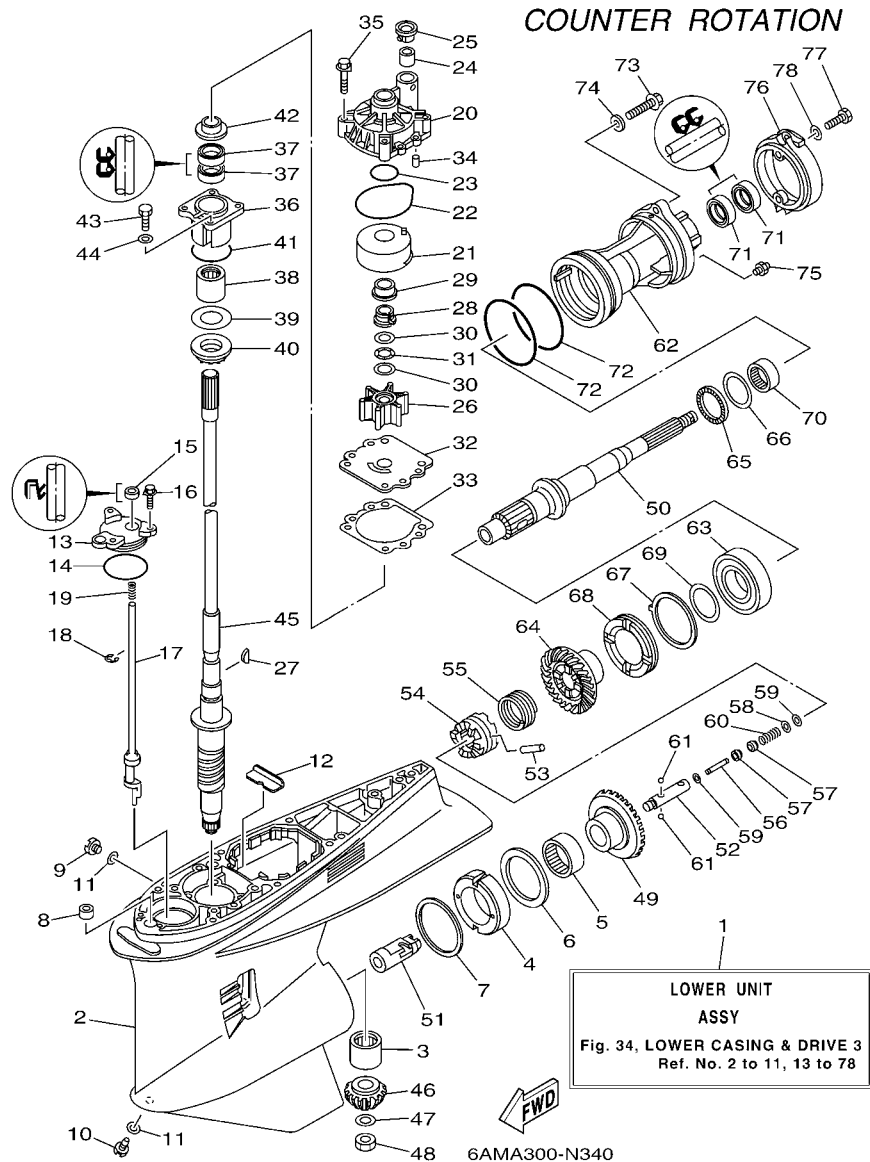


FIG. 34 LOWER CASING & DRIVE 3 BOITIER D'HELICE TRANSMISSION3

REF. NO.	PART NO. N° PIECES	DESCRIPTION DESCRIPTION	6ALB	6ASA	6AMB	6ATA	REMARKS REMARQUES
1	69K-45300-23-8D	LOWER UNIT ASSY UNITE INFERIEURE (ENS.)			1	1	X(25.3"),LH X(25.3"),LH
2	61A-45301-10-8D	CASING, LOWER BEQUILLE			1	1	
3	93311-83280	BEARING ROULEMENT			1	1	
4	61B-45538-01	SPACER 1 ENTRETOISE			1	1	
5	93315-660W3	BEARING ROULEMENT			1	1	
6	93341-670V0	BEARING CERVEAUX DE DIRECTION			1	1	
7	61A-45567-00	SHIM (T:0.10MM) CALE (T:0.10MM)			1	1	UR UR
	61A-45567-10	SHIM (T:0.12MM) CALE (T:0.12MM)			1	1	UR UR
	61A-45567-20	SHIM (T:0.15MM) CALE (T:0.15MM)			1	1	UR UR
	61A-45567-30	SHIM (T:0.18MM) CALE (T:0.18MM)			1	1	UR UR
	61A-45567-40	SHIM (T:0.30MM) CALE (T:0.30MM)			1	1	UR UR
	61A-45567-50	SHIM (T:0.40MM) CALE (T:0.40MM)			1	1	UR UR
	61A-45567-60	SHIM (T:0.50MM) CALE (T:0.50MM)			1	1	UR UR
8	663-44366-00	DAMPER, WATER SEAL 2 JOINT, TUBE D'EAU 2			1	1	
9	90340-08002	PLUG, STRAIGHT SCREW PLOT, FILETE DROIT			1	1	
10	688-45341-10	PLUG, DRAIN BOUCHON DE VIDANGE			1	1	
11	90430-08020	GASKET JOINT			2	2	
12	61A-45376-00	GUIDE, SEAL DAMPER BUTEE, JOINT CAOUTCHOUC			1	1	
13	61A-45321-01	PLATE PLAQUETTE			1	1	
14	93210-64488	O-RING JOINT TORIQUE			1	1	
15	93106-09014	OIL SEAL JOINT SPY			1	1	
16	90119-06M10	BOLT, WITH WASHER BOULON, AVEC RONDELLE			3	3	
17	69K-44150-00	SHIFT CAM ASSY CAME D'INVERSION			1	1	
18	99001-08600	CIRCLIP CIRCLIP			1	1	
19	90501-11M10	SPRING, COMPRESSION RESSORT, COMPRESSION			1	1	
20	61A-44311-01	HOUSING, WATER PUMP CORPS, POMPE A EAU			1	1	
21	61A-44322-02	INSERT, CARTRIDGE CUVETTE			1	1	

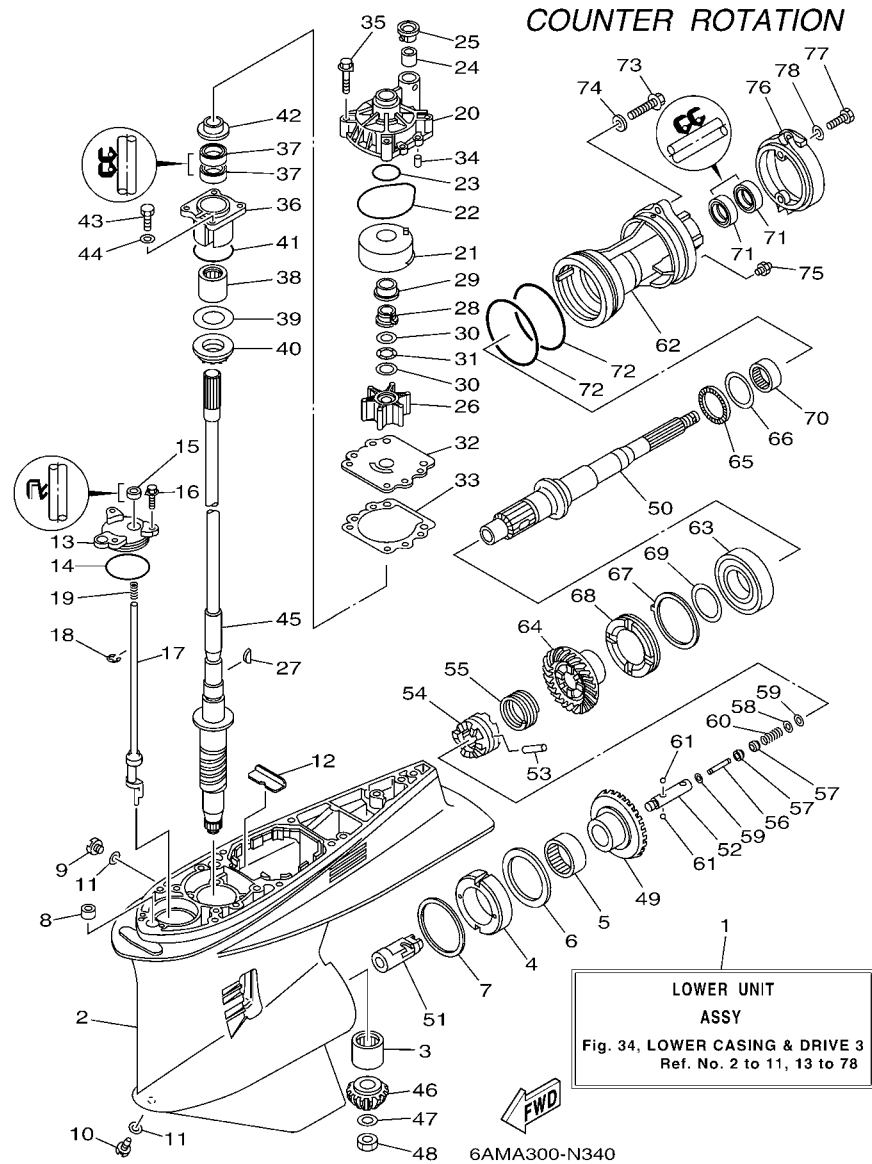
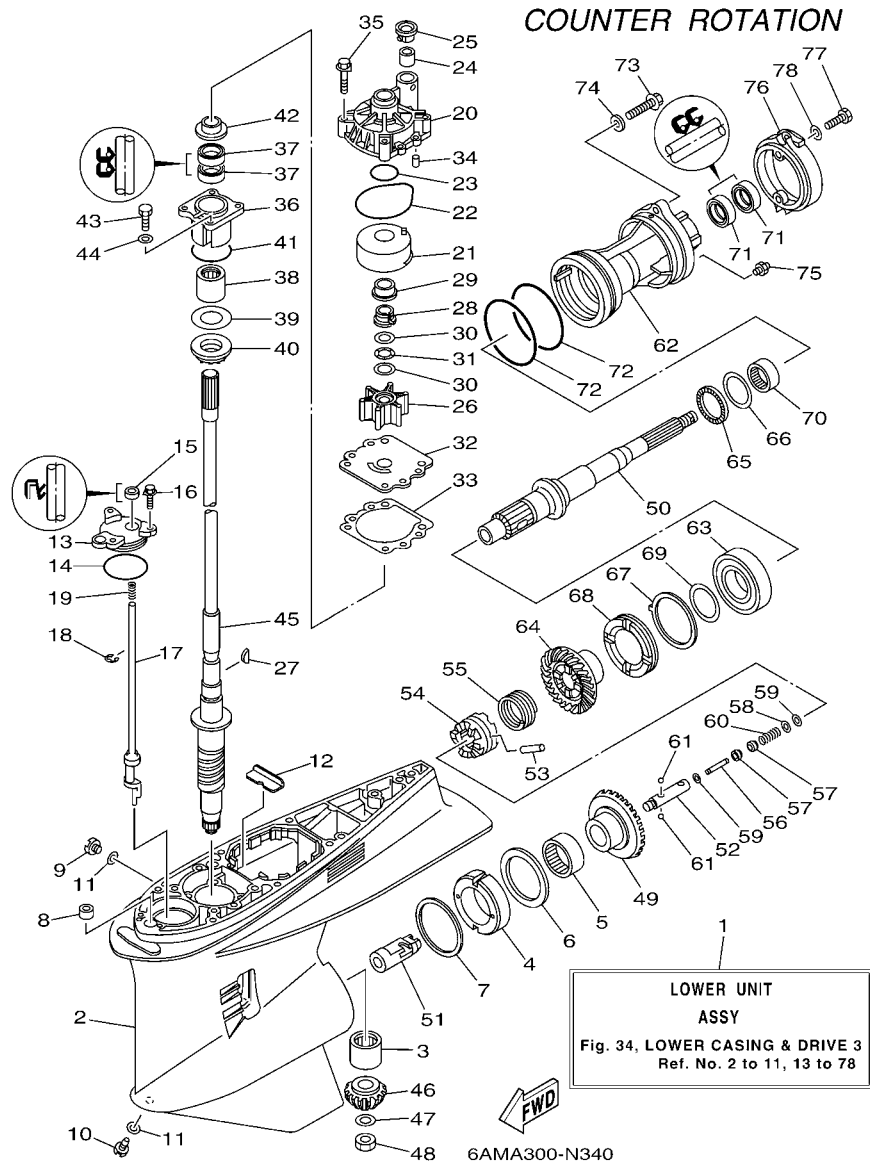


FIG. 34 LOWER CASING & DRIVE 3

BOITIER D'HELICE TRANSMISSION3

REF. NO.	PART NO. N° PIECES	DESCRIPTION DESCRIPTION	6ALB	6ASA	6AMB	6ATA	REMARKS REMARQUES
22	93210-86M38	O-RING JOINT TORIQUE			1	1	
23	93210-37160	O-RING JOINT TORIQUE			1	1	
24	6E5-44365-00	DAMPER, WATER SEAL 1 JOINT, TUBE D'EAU 1			1	1	
25	6E5-44312-00	COVER, WATER PUMP HOUSING COUVERCLE			1	1	
26	6E5-44352-01	IMPELLER TURBINE			1	1	
27	90280-04M05	KEY, WOODRUFF CLAVETTE, DEMI-LUNE			1	1	
28	61A-45538-00	SPACER 1 ENTRETOISE			1	1	
29	61A-45527-00	COLLAR, DRIVE SHAFT ENTRETOISE			1	1	
30	90201-22M01	WASHER, PLATE RONDELLE, PLATE			2	2	
31	90206-22M19	WASHER, WAVE RONDELLE, ONDULEE			1	1	
32	6G5-44323-01	OUTER PLATE, CARTRIDGE PLAQUE EXTERIEURE			1	1	
33	6E5-44315-A0	GASKET, WATER PUMP JOINT, POMPE A EAU			1	1	
34	93606-12019	PIN, DOWEL GOUPILLE			2	2	
35	90119-08M14	BOLT, WITH WASHER BOULON, AVEC RONDELLE			4	4	
36	61A-45331-00-9S	HOUSING, BEARING FLASQUE, ROULEMENT			1	1	
37	93101-28M16	OIL SEAL JOINT SPY			2	2	
38	93317-330U2	BEARING ROULEMENT			1	1	
39	61A-45587-00	SHIM (T:0.10MM) CALE (T:0.10MM)			1	1	UR
	61A-45587-10	SHIM (T:0.12MM) CALE (T:0.12MM)			1	1	UR
	61A-45587-20	SHIM (T:0.15MM) CALE (T:0.15MM)			1	1	UR
	61A-45587-30	SHIM (T:0.18MM) CALE (T:0.18MM)			1	1	UR
	61A-45587-40	SHIM (T:0.30MM) CALE (T:0.30MM)			1	1	UR
	61A-45587-50	SHIM (T:0.40MM) CALE (T:0.40MM)			1	1	UR
	61A-45587-60	SHIM (T:0.50MM) CALE (T:0.50MM)			1	1	UR
40	93341-93020	BEARING CERVEAUX DE DIRECTION			1	1	
41	93210-55M14	O-RING JOINT TORIQUE			1	1	
42	6E5-45344-00	COVER, OIL SEAL FLASQUE, JOINT D'HUILE			1	1	



LOWER UNIT
ASSY
Fig. 34, LOWER CASING & DRIVE 3
Ref. No. 2 to 11, 13 to 78

FIG. 34 LOWER CASING & DRIVE 3 BOITIER D'HELICE TRANSMISSION3

REF. NO.	PART NO. N° PIECES	DESCRIPTION DESCRIPTION	6ALB	6ASA	6AMB	6ATA	REMARKS REMARQUES
43	97095-08025	BOLT BOULON			4	4	
44	92995-08600	WASHER RONDELLE			4	4	
45	69J-45501-00	DRIVE SHAFT COMP. ARBRE MOTEUR COMP.			1	1	X(25.3") X(25.3")
46	6P2-45551-02	PINION (15T) PIGNON D'ATTAQUE (15D)			1	1	
47	90201-16M00	WASHER, PLATE RONDELLE, PLATE			1	1	
48	90170-16M19	NUT ECROU			1	1	
49	6P3-45560-00	GEAR 1 (30T) PIGNON 1 (30T)			1	1	
50	69K-45611-00	SHAFT, PROPELLER ARBRE, HELICE			1	1	
51	61B-45641-01	SHIFTER EMBRAYAGE			1	1	
52	61A-45634-01	SLIDE, SHIFT CONTRE-POUSSOIR			1	1	
53	61A-45632-00	PIN, CROSS GOUPILLE DE CRABOT			1	1	
54	69J-45631-00	CLUTCH, DOG CRABOT			1	1	
55	61A-45633-00	RING, CROSS PIN JONC, GOUPILLE CRABOT			1	1	
56	6H1-45668-00	SHAFT, FREE 1 AXE 1			1	1	
57	61A-45635-00	PLUNGER, SHIFT POUSSOIR D'EMBRAYAGE			2	2	
58	90201-02M00	WASHER, PLATE RONDELLE, PLATE			1	1	
59	90183-02M03	NUT, SPRING ECROU, RESSORT			2	2	
60	90501-10M77	SPRING, COMPRESSION RESSORT, COMPRESSION			1	1	
61	93501-04011	BALL BILLE			2	2	
62	69K-45332-00	HOUSING, BEARING FLASQUE, ROULEMENT			1	1	
63	93332-00048	BEARING ROULEMENT			1	1	
64	6P3-45571-01	GEAR 2 (30T) PIGNON 2 (30T)			1	1	
65	93341-440U5	BEARING CERVEAUX DE DIRECTION			1	1	
66	6K1-45578-01	SHIM (T:0.10MM) CALE (T:0.10MM)			1	1	UR UR
	6K1-45578-10	SHIM (T:0.12MM) CALE (T:0.12MM)			1	1	UR UR
	6K1-45578-20	SHIM (T:0.15MM) CALE (T:0.15MM)			1	1	UR UR
	6K1-45578-30	SHIM (T:0.18MM) CALE (T:0.18MM)			1	1	UR UR

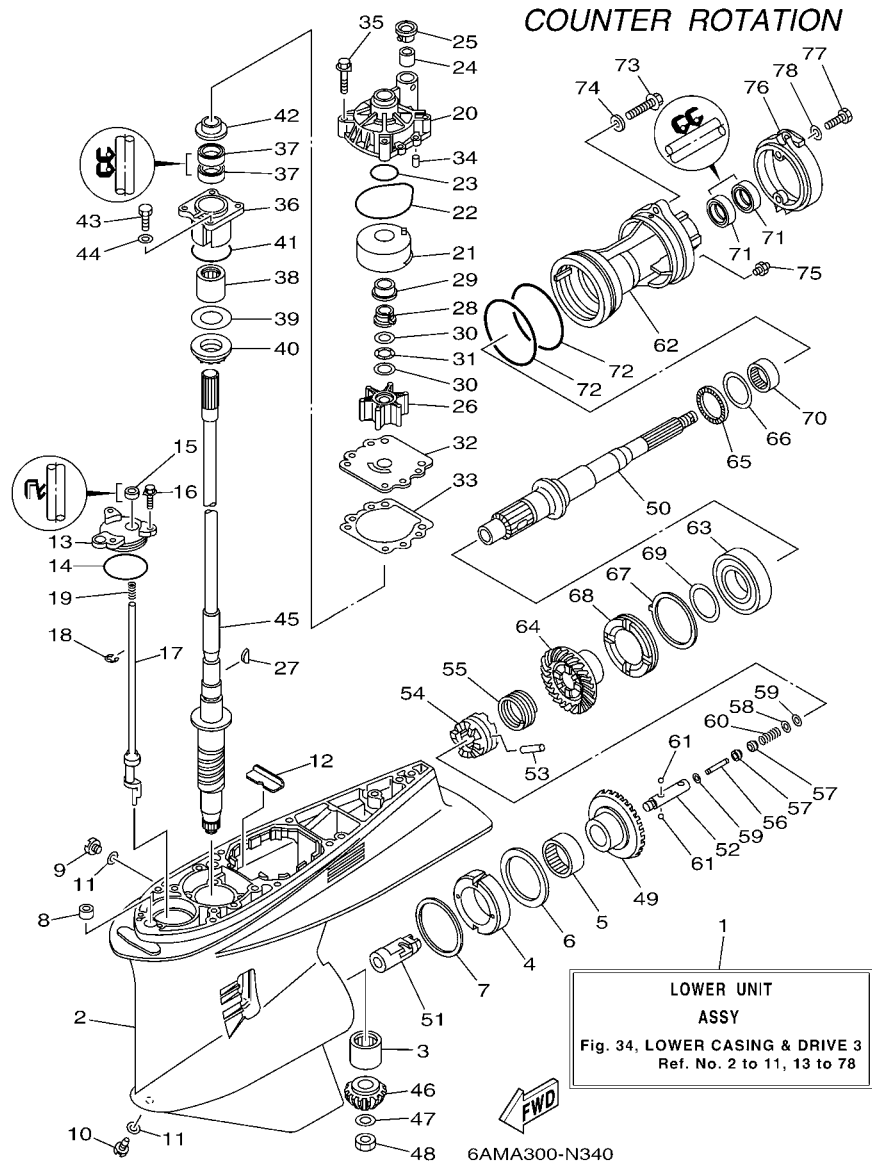


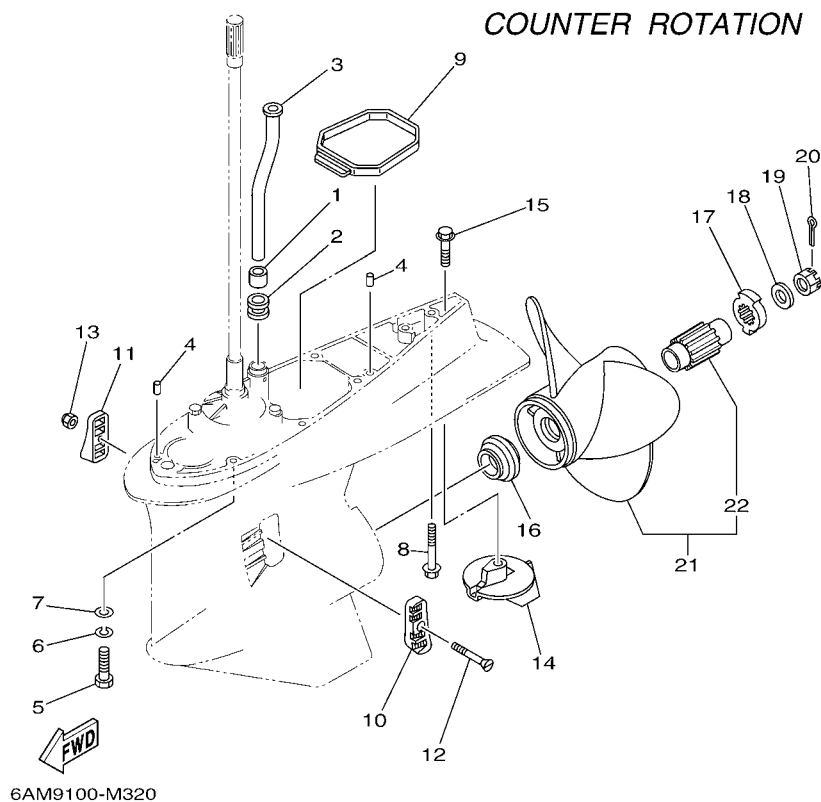
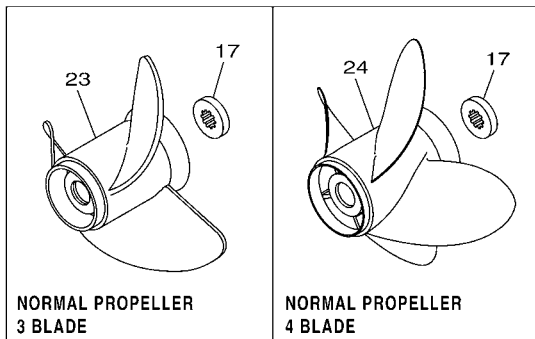
FIG. 34 LOWER CASING & DRIVE 3

BOITIER D'HELICE TRANSMISSION3

REF. NO.	PART NO. N° PIECES	DESCRIPTION DESCRIPTION	6ALB	6ASA	6AMB	6ATA	REMARKS REMARQUES
66	6K1-45578-40	SHIM (T:0.30MM) CALE (T:0.30MM)			1	1	UR UR
	6K1-45578-50	SHIM (T:0.40MM) CALE (T:0.40MM)			1	1	UR UR
	6K1-45578-60	SHIM (T:0.50MM) CALE (T:0.50MM)			1	1	UR UR
67	61B-45383-00	WASHER, CLAW FREIN D'ECROU			1	1	
68	69K-45384-00	NUT ECROU			1	1	
69	69K-45577-00	SHIM (T:0.10MM) CALE (T:0.10MM)			1	1	UR UR
	69K-45577-10	SHIM (T:0.12MM) CALE (T:0.12MM)			1	1	UR UR
	69K-45577-20	SHIM (T:0.15MM) CALE (T:0.15MM)			1	1	UR UR
	69K-45577-30	SHIM (T:0.18MM) CALE (T:0.18MM)			1	1	UR UR
	69K-45577-40	SHIM (T:0.30MM) CALE (T:0.30MM)			1	1	UR UR
	69K-45577-50	SHIM (T:0.40MM) CALE (T:0.40MM)			1	1	UR UR
	69K-45577-60	SHIM (T:0.50MM) CALE (T:0.50MM)			1	1	UR UR
70	93315-43061	BEARING ROULEMENT			1	1	
71	93101-30M17	OIL SEAL JOINT SPY			2	2	
72	93211-04384	O-RING JOINT TORIQUE			2	2	
73	90105-08049	BOLT, FLANGE BOULON			2	2	
74	90201-08023	WASHER, PLATE RONDELLE, PLATE			2	2	
75	93700-09M00	NIPPLE, GREASE PION			1	1	
76	69J-45361-00-8D	CAP, LOWER CASING COUVERCLE, BOITIER D'HELICE			1	1	
77	97095-08020	BOLT BOULON			2	2	
78	92995-08600	WASHER RONDELLE			2	2	

FIG. 35 LOWER CASING & DRIVE 4

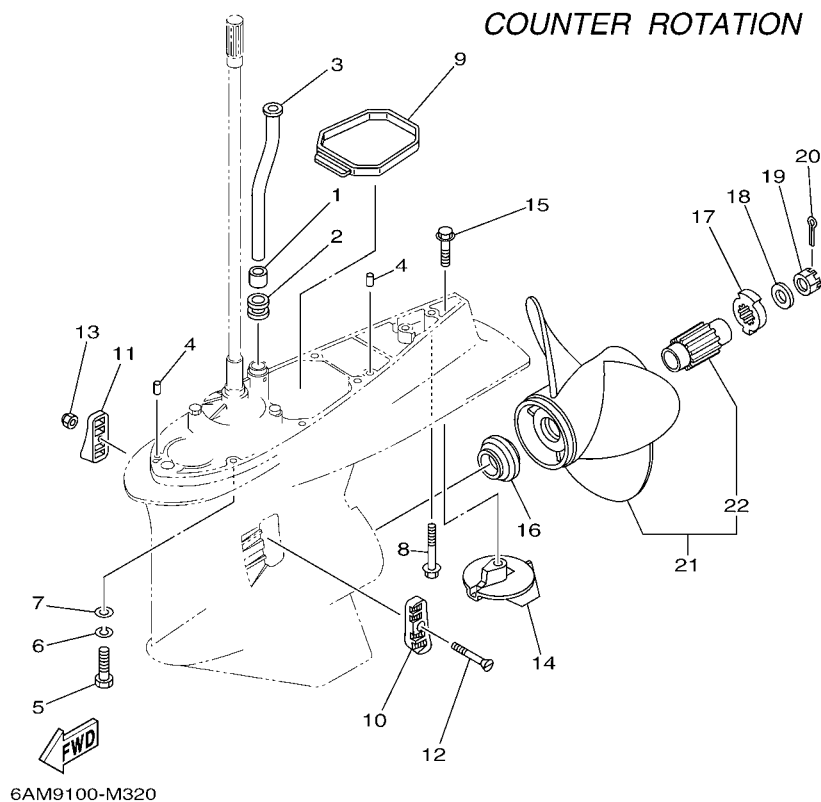
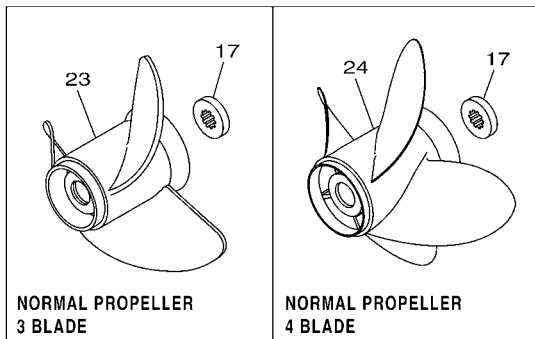
BOITIER D'HELICE TRANSMISSION4



6AM9100-M320

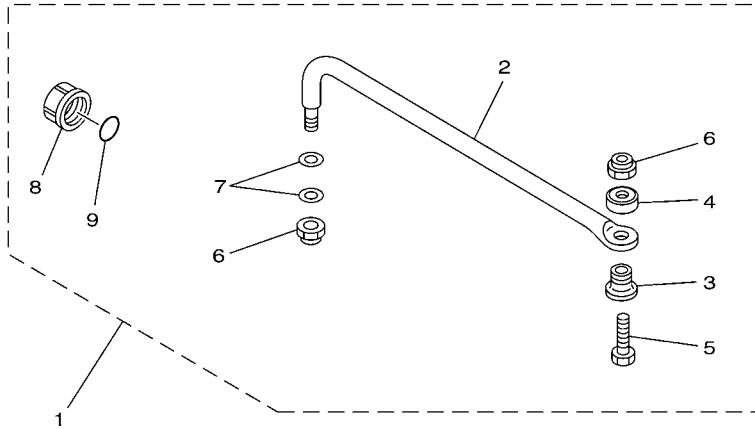
REF. NO.	PART NO. N° PIECES	DESCRIPTION DESCRIPTION	6ALB	6ASA	6AMB	6ATA	REMARKS REMARQUES
1	6E5-44365-00	DAMPER, WATER SEAL 1 JOINT, TUBE D'EAU 1			1	1	
2	6E5-44366-00	DAMPER, WATER SEAL 2 JOINT, TUBE D'EAU 2			1	1	
3	6S1-44361-02	TUBE, WATER 1 TUBE D'EAU 1			1	1	X(25.3") X(25.3")
4	93608-12M05	PIN, DOWEL AXE			2	2	
5	97095-10045	BOLT BOULON			7	7	X(25.3") X(25.3")
6	92995-10100	WASHER RONDELLE			7	7	X(25.3") X(25.3")
7	92995-10600	WASHER RONDELLE			7	7	X(25.3") X(25.3")
8	90119-10MA2	BOLT, WITH WASHER BOULON, AVEC RONDELLE			1	1	X(25.3") X(25.3")
9	69J-45375-00	DAMPER, SEAL BOURRELET, CAOUTCHOUC			1	1	
10	61A-45214-11	COVER, WATER INLET 1 GRILLE, ENTREE D'EAU 1			1	1	
11	61A-45215-11	COVER, WATER INLET 2 GRILLE, ENTREE D'EAU 2			1	1	
12	90152-05003	SCREW, COUNTERSUNK VIS, TETE NOYEE			1	1	
13	90185-05002	NUT, NYLON ECROU, AUTO-BLOQUANT			1	1	
14	61A-45371-00	TAB-TRIM ANODE DERIVE			1	1	
15	90105-10M00	BOLT, FLANGE BOULON			1	1	
16	69J-45987-00	SPACER 1 ENTRETOISE 1			1	1	
17	6CE-45997-00	SPACER 2 ENTRETOISE 2			1	1	FOR SDS PROP. FOR SDS PROP.
	688-45997-01	SPACER 2 ENTRETOISE 2			1	1	AP NORMAL PROP. AP NORMAL PROP.
18	92990-18200	WASHER RONDELLE, PLATE			1	1	
19	90171-18M04	NUT, CASTLE ECROU, CRENELE			1	1	
20	91490-40030	PIN, COTTER GOUPILLE			1	1	
21	6CF-45930-00	PROPELLER (3X15-3/4"X13"-TL) HELICE (3X15-3/4"X13"-TL)			1	1	UR SDS PROP. UR SDS PROP.
	6CF-45976-00	PROPELLER (3X15-3/4"X15"-TL) HELICE (3X15-3/4"X15"-TL)			1	1	UR SDS PROP. UR SDS PROP.
	6CF-45978-00	PROPELLER (3X15-1/2"X17"-TL) HELICE (3X15-1/2"X17"-TL)			1	1	UR SDS PROP. UR SDS PROP.
	6CF-45934-00	PROPELLER (3X15-1/4"X18"-TL) HELICE (3X15-1/4"X18"-TL)			1	1	UR SDS PROP. UR SDS PROP.
	6CF-45970-00	PROPELLER (3X15-1/4"X19"-TL) HELICE (3X15-1/4"X19"-TL)			1	1	UR SDS PROP. UR SDS PROP.
	6CF-45932-00	PROPELLER (3X15"X20"-TL) HELICE (3X15"X20"-TL)			1	1	UR SDS PROP. UR SDS PROP.

FIG. 35 LOWER CASING & DRIVE 4 BOITIER D'HELICE TRANSMISSION4



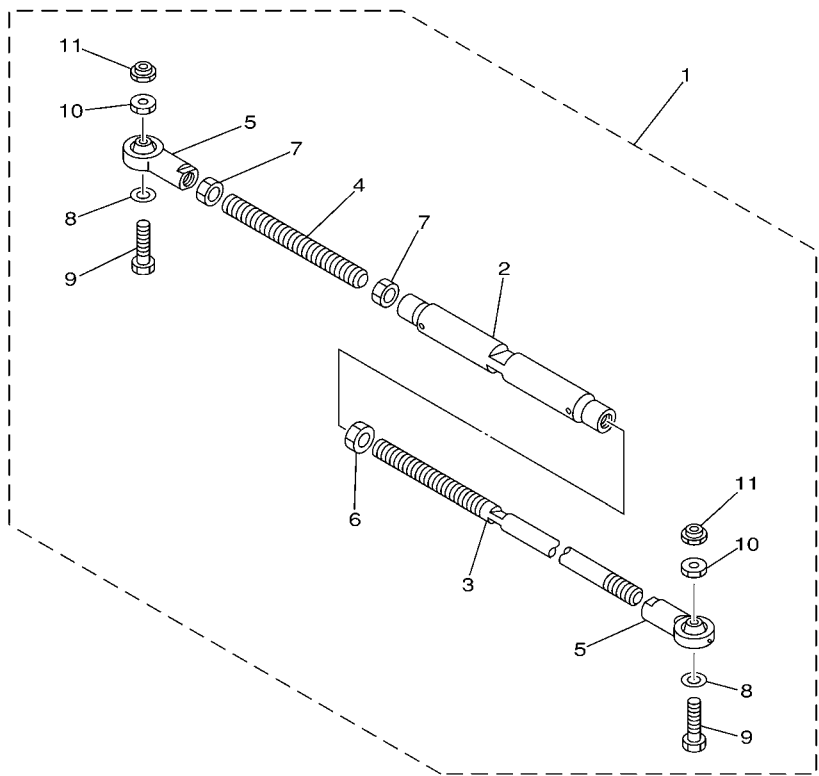
REF. NO.	PART NO. N° PIECES	DESCRIPTION DESCRIPTION	6ALB	6ASA	6AMB	6ATA	REMARKS REMARQUES
21	6CF-45972-00	PROPELLER (3X15"X21"-TL) HELICE (3X15"X21"-TL)			1	1	UR SDS PROP. UR SDS PROP.
	6CF-45974-00	PROPELLER (3X14-3/4"X23"-TL) HELICE (3X14-3/4"X23"-TL)			1	1	UR SDS PROP. UR SDS PROP.
22	6CE-45C81-00	.DAMPER RUBBER, PROPELLER 1 .AMORTISSEUR HELICE 1			1	1	
23	6K1-45970-01	PROPELLER (3X15-1/4"X15"-ML) HELICE (3X15-1/4"X15"-ML)			1	1	AP NORMAL 3 BLADE AP NORMAL 3 BLADE
	6K1-45972-01	PROPELLER (3X13-3/4"X21"-ML) HELICE (3X13-3/4"X21"-ML)			1	1	AP NORMAL 3 BLADE AP NORMAL 3 BLADE
	6K1-45974-02	PROPELLER (3X13-3/4"X19"-ML1) HELICE (3X13-3/4"X19"-ML1)			1	1	AP NORMAL 3 BLADE AP NORMAL 3 BLADE
	6K1-45978-02	PROPELLER (3X13-3/4"X17"-ML1) HELICE (3X13-3/4"X17"-ML1)			1	1	AP NORMAL 3 BLADE AP NORMAL 3 BLADE
	61B-45972-00	PROPELLER (3X14-1/2"X21"-TL) HELICE (3X14-1/2"X21"-TL)			1	1	AP NORMAL 3 BLADE AP NORMAL 3 BLADE
	61B-45974-00	PROPELLER (3X14-1/2"X19"-TL) HELICE (3X14-1/2"X19"-TL)			1	1	AP NORMAL 3 BLADE AP NORMAL 3 BLADE
	61B-45978-00	PROPELLER (3X15"X17"-TL) HELICE (3X15"X17"-TL)			1	1	AP NORMAL 3 BLADE AP NORMAL 3 BLADE
	6R1-45970-A1	PROPELLER (3X15-1/4"X19"-ML) HELICE (3X15-1/4"X19"-ML)			1	1	AP NORMAL 3 BLADE AP NORMAL 3 BLADE
	6R1-45972-A0	PROPELLER (3X14-7/8"X21"-ML) HELICE (3X14-7/8"X21"-ML)			1	1	AP NORMAL 3 BLADE AP NORMAL 3 BLADE
	6R1-45974-A0	PROPELLER (3X14-1/2"X23"-ML) HELICE (3X14-1/2"X23"-ML)			1	1	AP NORMAL 3 BLADE AP NORMAL 3 BLADE
	6R1-45976-A0	PROPELLER (3X15-1/4"X15"-ML) HELICE (3X15-1/4"X15"-ML)			1	1	AP NORMAL 3 BLADE AP NORMAL 3 BLADE
	6R1-45978-A0	PROPELLER (3X15-1/4"X17"-ML) HELICE (3X15-1/4"X17"-ML)			1	1	AP NORMAL 3 BLADE AP NORMAL 3 BLADE
24	6BS-45B70-00	PROPELLER (4X15"X21"-TL) HELICE (4X15"X21"-TL)			1	1	AP NORMAL 4 BLADE AP NORMAL 4 BLADE
	6BS-45B72-00	PROPELLER (4X15"X22"-TL) HELICE (4X15"X22"-TL)			1	1	AP NORMAL 4 BLADE AP NORMAL 4 BLADE
	6BS-45B74-00	PROPELLER (4X15"X23"-TL) HELICE (4X15"X23"-TL)			1	1	AP NORMAL 4 BLADE AP NORMAL 4 BLADE

FIG. 36 STEERING GUIDE ATTACHMENT 1 DIRECTION GUIDE ACCESSOIRE 1



67H0100-9290

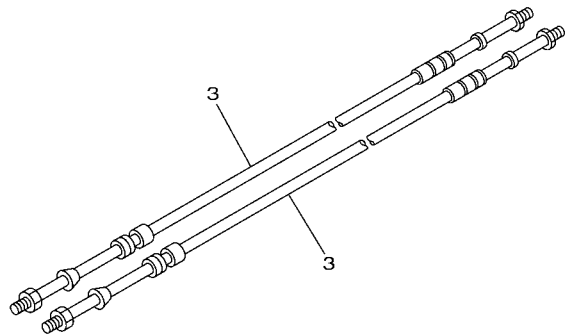
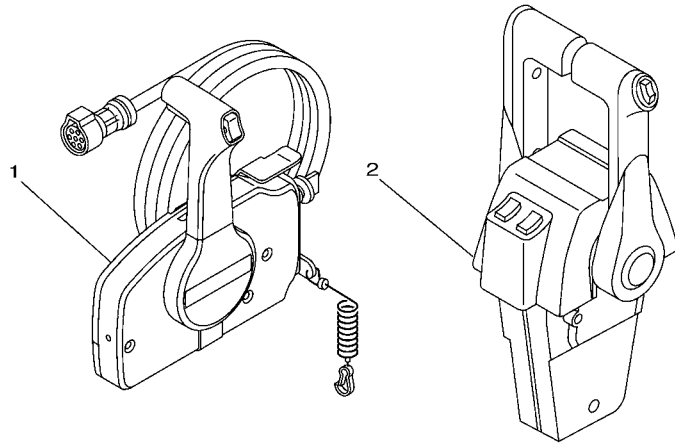
REF. NO.	PART NO. N° PIECES	DESCRIPTION DESCRIPTION	6ALB	6ASA	6AMB	6ATA	REMARKS REMARQUES
1	6E5-61350-02	STEERING GUIDE ATTACHMENT KIT FIXATIONS DE DIRECTION	1	1			AP AP
2	6E5-61351-01	.ROD, STEERING LINK .RENOI DE DIRECTION	1	1			
3	90387-10M61	.COLLAR .COLLERETTE	1	1			
4	90560-12M01	.SPACER .ENTRETOISE	1	1			
5	6E5-61355-00	.BOLT .BOULON	1	1			
6	90185-09M01	.NUT, SELF-LOCKING .ECROU,AUTO-BLOQUANT	2	2			
7	90201-10M20	.WASHER, PLATE .RONDELLE, PLATE	2	2			
8	6E5-43145-01	.CAP, CLAMP BRACKET .CAPUCHON, PRESSE	1	1			
9	93210-16275	.O-RING .JOINT TORIQUE	1	1			



67H0100-0300

FIG. 37 STEERING GUIDE ATTACHMENT 2 DIRECTION GUIDE ACCESSOIRE 2

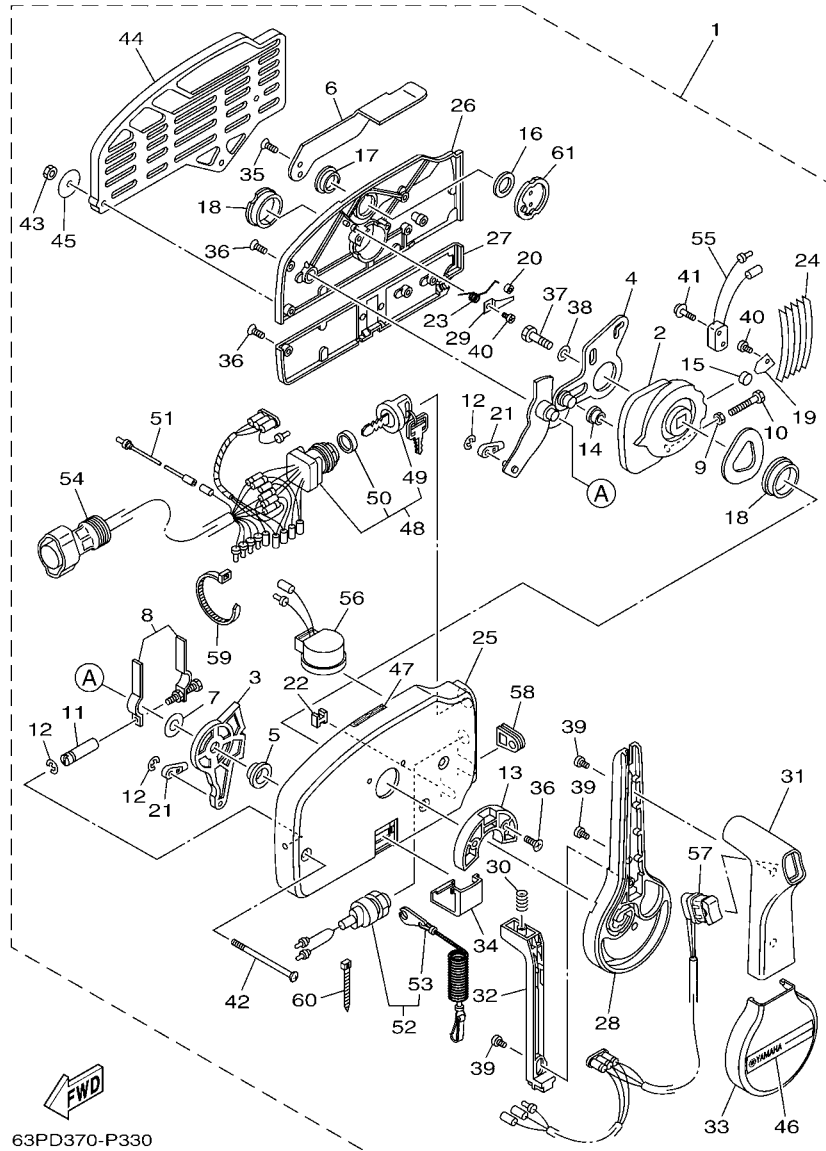
REF. NO.	PART NO. N° PIECES	DESCRIPTION DESCRIPTION	6ALB	6ASA	6AMB	6ATA	REMARKS REMARQUES
1	6E5-61301-01	TWIN KIT (L:600-800MM) JUMELE KIT (L:600-800MM)			1	1	AP AP
2	6E5-61313-00	.ADJUSTER .TENDEUR			1	1	
3	6E5-61311-11	.TIE BAR .BARRE D'ACCOUPLMENT			1	1	
4	6E5-61315-00	.TIE BAR .BARRE D'ACCOUPLMENT			1	1	
5	6E5-61303-00	.STEERING AXLE COMP. .AXLE COMP.			2	2	
6	90170-14M06	.NUT .ECROU			1	1	
7	95380-14700	.NUT .ECROU			2	2	
8	90201-10M76	.WASHER, PLATE .RONDELLE, PLATE			2	2	
9	90101-09M70	.BOLT .BOULON			2	2	
10	90170-09M05	.NUT .ECROU			2	2	
11	90185-09M01	.NUT, SELF-LOCKING .ECROU,AUTO-BLOQUANT			2	2	



6ALB300-P380

FIG. 38 REMOTE CONTROL BOX BOITIER DE COMMANDE A DISTANCE

REF. NO.	PART NO. N° PIECES	DESCRIPTION DESCRIPTION	6ALB	6ASA	6AMB	6ATA	REMARKS REMARQUES
1	703-48207-20	REMOTE CONTROL ASSY (10P, PTT) BOITIER DE COMMANDE A DISTANCE	1				AP FOR RUS AP FOR RUS
2	704-48207-P1	REMOTE CONTROL ASSY BOITIER DE COMMANDE A DISTANCE			1		AP FOR RUS AP FOR RUS
3	701-48320-50	CABLE, REMOTE CONTROL L=15F CABLE, COMMANDE A DISTANCE:15F	2		2		UR UR
	701-48320-60	CABLE, REMOTE CONTROL L=16F CABLE, COMMANDE A DISTANCE:16F	2		2		UR UR
	701-48320-80	CABLE, REMOTE CONTROL L=17F CABLE, COMMANDE A DISTANCE:17F	2		2		UR UR
	701-48350-00	CABLE, REMOTE CONTROL L=21F CABLE, COMMANDE A DISTANCE:21F	2		2		UR UR
	701-48350-20	CABLE, REMOTE CONTROL L=23F CABLE, COMMANDE A DISTANCE:23F	2		2		UR UR

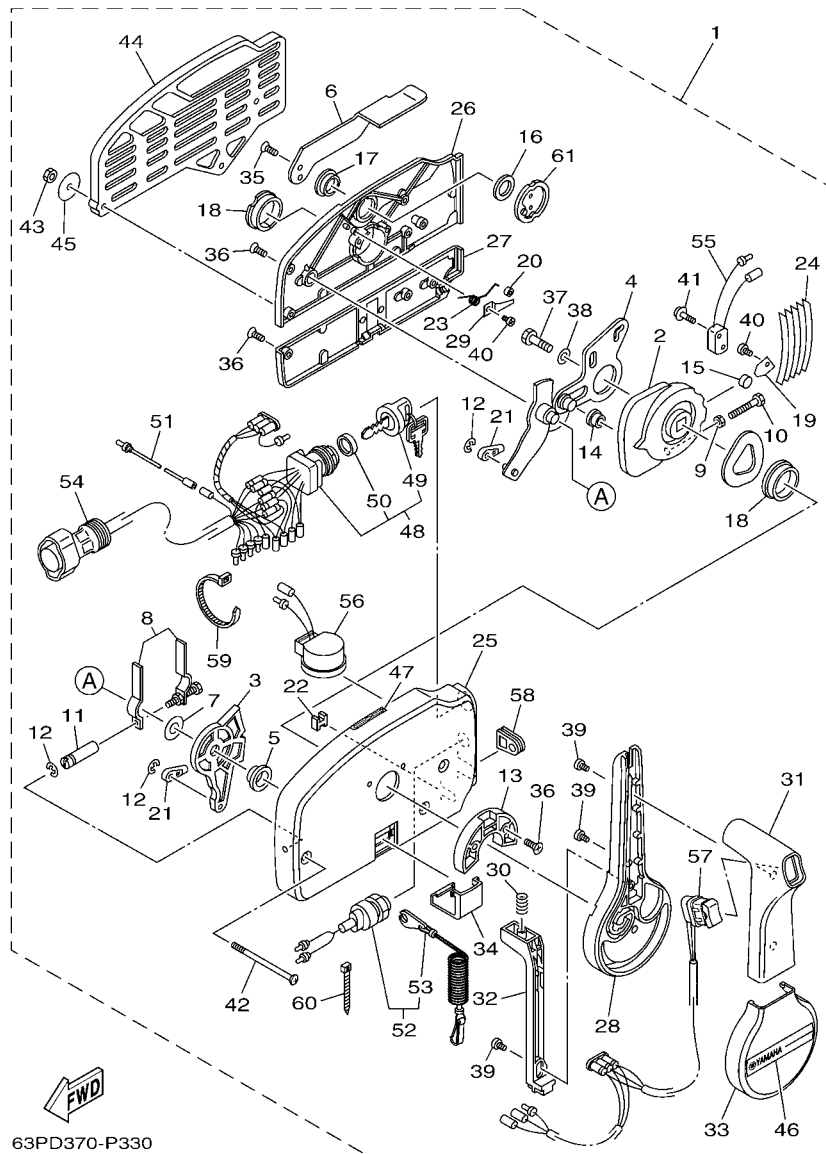


63PD370-P330

FIG. 39 REMOTE CONTROL ASSY 1 BOITIER DE COMMANDE A DISTANCE

REF. NO.	PART NO. N° PIECES	DESCRIPTION DESCRIPTION	6ALB	6ASA	6AMB	6ATA	REMARKS REMARQUES
1	703-48207-20	REMOTE CONTROL ASSY (10P, PTT) BOITIER DE COMMANDE A DISTANCE	1				AP FOR RUS AP FOR RUS
2	703-48232-00	.GEAR .PIGNON	1				
3	703-48271-00	.ARM, SHIFT .BRAS	1				
4	703-48261-01	.ARM, THROTTLE .BRAS, ACCELERATION	1				
5	703-48235-00	.BUSHING .COUSSINET	1				
6	703-48152-10	.KNOB, FREE ACCEL. .BOUTON	1				
7	703-48268-00	.SPACER .ENTRETOISE	1				
8	703-48264-00	.FRICTION, THROTTLE .FRICTION, ACCELERATION	1				
9	95380-05600	.NUT .ECROU	1				
10	97380-05025	.BOLT .BOULON, HEXAGONAL	1				
11	703-48265-00	.SHAFT, FRICTION .AXE, COPILOTE	1				
12	93430-06024	.CIRCLIP .CLIPS	3				
13	703-48245-00	.PLATE, LOCK .PLAQUE, VERROU	1				
14	703-48252-00	.ROLLER, CAM .POULIE	1				
15	701-48248-00	.ROLLER, FREE ACCEL. .POULIE	1				
16	703-48198-00	.WASHER, WAVE .RONDELLE, ELASTIQUE ONDULEE	1				
17	703-48243-00	.BUSHING .COUSSINET	1				
18	703-48236-00	.BUSHING 1 .POULIE	2				
19	703-48189-00	.RETAINER .FLASQUE	1				
20	703-48234-00	.ROLLER, DETENT .POULIE	1				
21	703-48345-01	.CABLE END, REMOTE CONTROL 2 .CHAPE CABLE	2				
22	703-48358-00	.ANCHOR, CABLE .COLLIER	1				
23	703-48244-00	.SPRING, FREE ACCEL. .RESSORT	1				
24	703-48238-00	.SPRING, DETENT .RESSORT	5				
25	703-48211-10	.HOUSING,1 .CORPS	1				
26	703-48212-10	.BACK PLATE 1 .PLAQUETTE 1	1				
27	703-48213-10	.BACK PLATE 2 .PLAQUETTE 2	1				

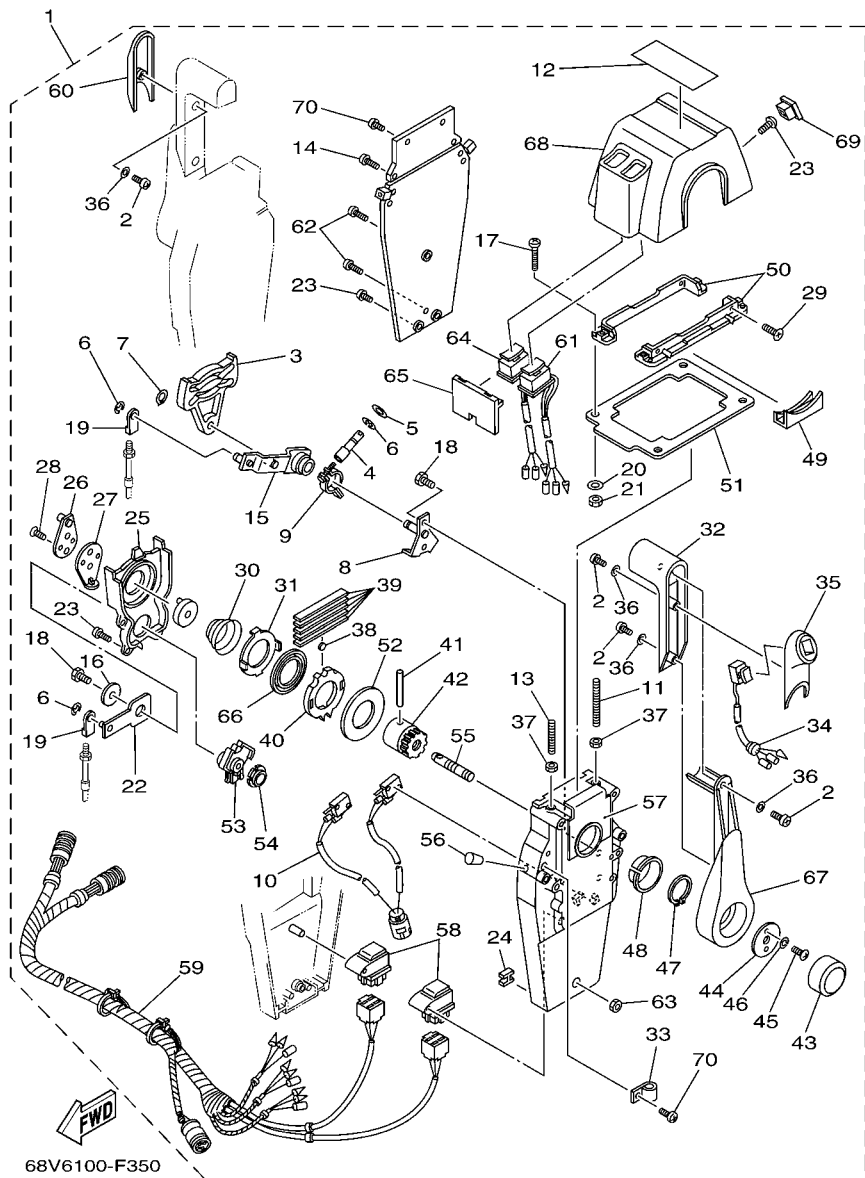
FIG. 39 REMOTE CONTROL ASSY 1 BOITIER DE COMMANDE A DISTANCE



63PD370-P330

REF. NO.	PART NO. N° PIECES	DESCRIPTION DESCRIPTION	6ALB	6ASA	6AMB	6ATA	REMARKS REMARQUES
28	703-48221-10	.LEVER, CONTROL .LEVIER, COMMANDE	1				
29	703-48246-00	.SPACER .ENTRETOISE	1				
30	703-48227-00	.SPRING, NEUTRAL LOCK .RESSORT	1				
31	703-48222-20	.GRIP, CONTROL LEVER .POIGNEE, COMMANDE LEVIER	1				SINGLE SINGLE
32	703-48223-10	.LOCK, NEUTRAL .VERROU, NEUTRAL	1				
33	703-48225-10	.COVER .COUVERCLE	1				
34	703-48219-10	.COVER, LEAD .COUVERCLE	1				
35	703-48281-00	.SCREW .VIS	2				
36	703-44189-20	.SCREW .VIS	7				
37	97380-08030	.BOLT .BOULON, HEXAGONAL	1				
38	92990-08600	.WASHER, PLATE .RONDELLE, PLATE	1				
39	703-48128-10	.SCREW 2 .VIS 2	3				
40	98580-04006	.SCREW, PAN HEAD .VIS	2				
41	703-48129-00	.SCREW 3 .VIS 3	2				
42	703-44189-30	.SCREW .VIS	3				
43	95380-06600	.NUT, HEXAGON .ECROU	3				
44	703-48293-10	.SPACER, REMOTE CONTROL .ENTRETOISE	1				SINGLE SINGLE
45	701-48287-00	.WASHER .RONDELLE	3				
46	703-48215-10	.GRAPHIC .ADHESIF	1				
47	6X3-44191-00	.INDICATOR, SHIFT .ETIQUETTE, EMBRAYAGE	1				
48	703-82510-44	.MAIN SWITCH ASSY .CONTACTEUR A CLEF COMPLET	1				
49	703-82577-00	..CAP, KEY ..CABOCHON	1				
50	6K1-82532-00	..CAP ..COUVERCLE	1				
51	703-82531-00	.WIRE, LEAD (L70) .FIL (L70)	1				
52	688-82575-01	.ENGINE STOP SWITCH ASSY ..COUPE CIRCUIT CPLT	1				
53	682-82556-00	..LANYARD, STOP SWITCH ..CORDON DU COUPE CIRCUIT	1				
54	688-8258A-20	.EXTENSION, WIRE HARNESS (4.9M) .EXTENSION, FAISCEAU DE FILS (4	1				(10P) (10P)

FIG. 40 REMOTE CONTROL ASSY 2 BOITIER DE COMMANDE A DISTANCE



REF. NO.	PART NO. N° PIECES	DESCRIPTION DESCRIPTION	6ALB	6ASA	6AMB	6ATA	REMARKS REMARQUES
1	704-48207-P1	REMOTE CONTROL ASSY BOITIER DE COMMANDE A DISTANCE			1		AP FOR RUS AP FOR RUS
2	704-48129-00	.SCREW 3 .VIS 3			6		
3	EL8-48251-00	.PLATE, CAM .PLAQUE, CAME			2		
4	704-48265-00	.SHAFT, FRICTION .AXE, COPILOTE			2		
5	701-48246-00	.SPACER .ENTRETOISE			2		
6	93430-06024	.CIRCLIP .CLIPS			8		
7	EL8-48259-00	.CIRCLIP 1 .CIRCLIP			2		
8	704-48262-00	.SHAFT, THROTTLE .AXE, ACCELERATION			2		
9	704-48264-00	.THROTTLE, FRICTION .FRICTION, ACCELERATION			2		
10	704-82540-30	.NEUTRAL SWITCH ASSY .CONTACTEUR DE POINT-MORT			1		
11	EL8-48281-00	.SCREW .VIS			2		
12	704-48215-30	.GRAPHIC .ADHESIF			1		
13	704-48281-00	.SCREW .VIS			2		
14	97890-05025	.SCREW, PAN HEAD .VIS, CRUCIFORME			4		
15	704-48261-00	.ARM, THROTTLE .BRAS, ACCELERATION			2		
16	EL8-48191-00	.WASHER 1 .RONDELLE			2		
17	704-48283-00	.SCREW .VIS			4		
18	97380-06018	.BOLT .BOULON, HEXAGONAL			6		
19	703-48345-01	.CABLE END, REMOTE CONTROL 2 .CHAPE CABLE			4		
20	704-48287-00	.WASHER .RONDELLE			4		
21	95380-05600	.NUT .ECROU			4		
22	704-48271-00	.ARM, SHIFT .BRAS			2		
23	EL8-48127-00	.SCREW 1 .VIS 1			18		
24	703-48358-00	.ANCHOR, CABLE .COLLIER			2		
25	704-48231-00	.HOUSING, GEAR .CARTER, ENGRENAGE			2		
26	EL8-48241-00	.ARM, DRIVE .BRAS, COMMANDE			2		
27	EL8-48254-00	.STOPPER, THROTTLE ADJUSTING .BUTEE			2		

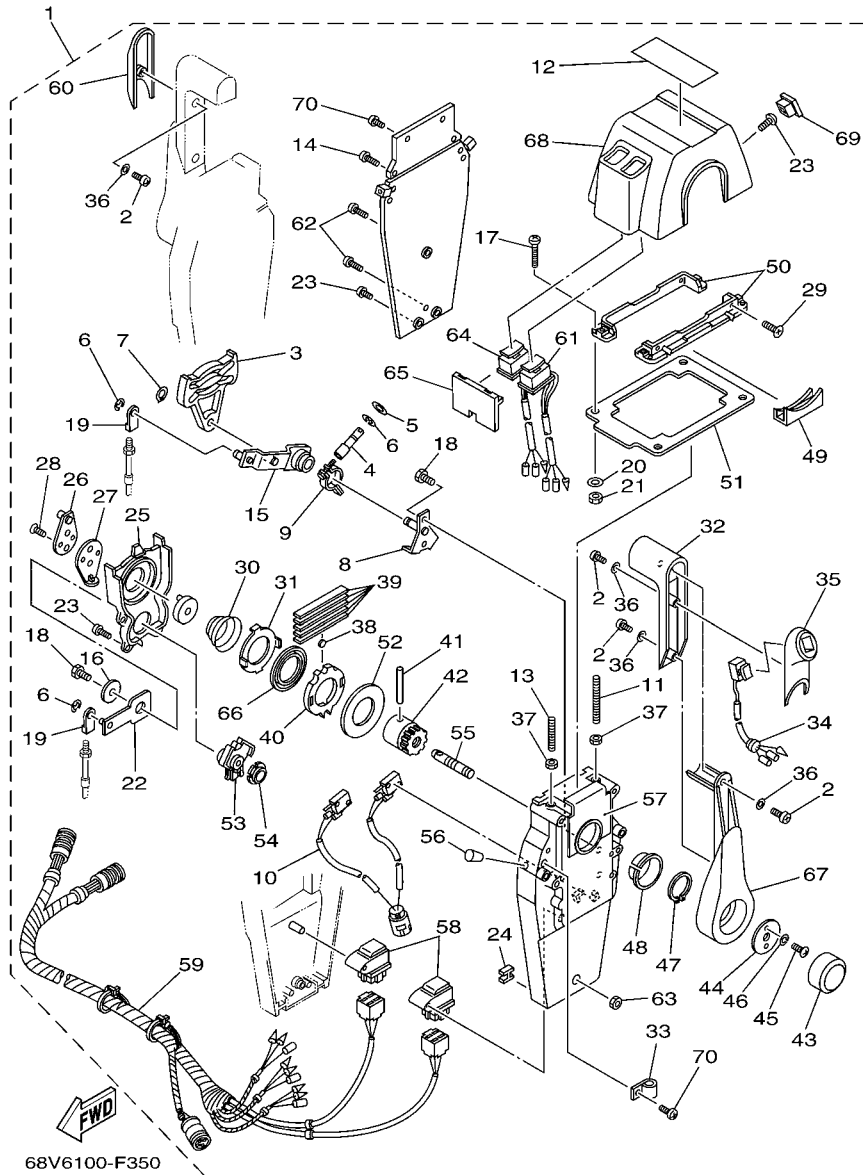
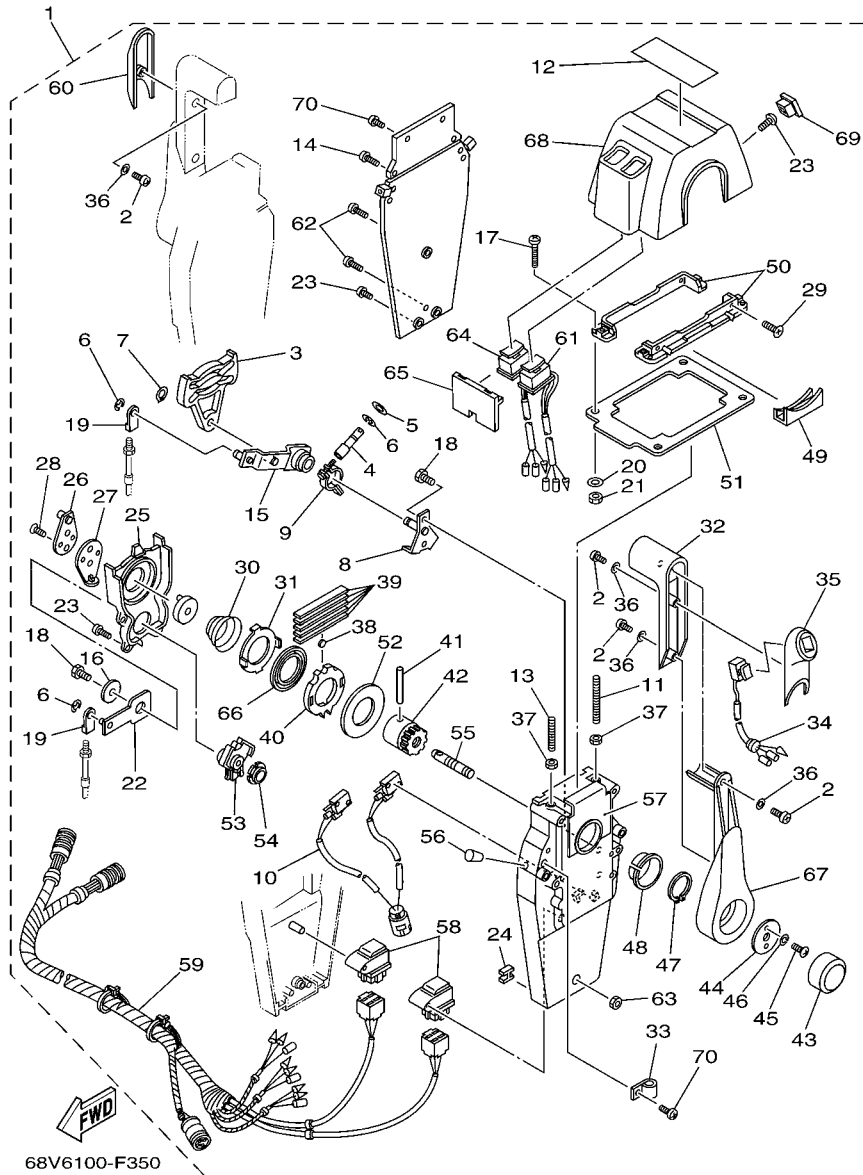


FIG. 40 REMOTE CONTROL ASSY 2 BOITIER DE COMMANDE A DISTANCE

REF. NO.	PART NO. N° PIECES	DESCRIPTION DESCRIPTION	6ALB	6ASA	6AMB	6ATA	REMARKS REMARQUES
28	92780-06020	.SCREW, FLAT HEAD .VIS A TETE FRAISEE			4		
29	98780-05018	.SCREW, FLAT HEAD .VIS A TETE FRAISEE			4		
30	EL8-48244-00	.SPRING, FREE ACCEL. .RESSORT			2		
31	EL8-48245-00	.PLATE, LOCK .PLAQUE, VERROU			2		
32	704-48222-P0	.GRIP, CONTROL LEVER .POIGNEE, COMMANDE LEVIER			2		
33	704-82594-00	.CLAMP .BRIDE			1		
34	704-82563-51	.TRIM & TILT SWITCH ASSY .INCLINER ET PAYER COMMUTATEUR			1		
35	704-48229-P1	.GRIP, CONTROL LEVER .POIGNEE, COMMANDE LEVIER			1		
36	92990-05300	.WASHER, INTERNAL TOOTH .RONDELLE, DENTURE INTERNE			6		
37	95380-06600	.NUT, HEXAGON .ECROU			4		
38	701-48248-00	.ROLLER, FREE ACCEL. .POULIE			2		
39	704-48238-00	.SPRING, DETENT .RESSORT			10		
40	704-48232-P1	.GEAR .PIGNON			2		
41	EL8-48164-00	.PIN 2 .PION 2			2		
42	704-48242-10	.SHAFT, DRIVE .ARBRE, MOTEUR			2		
43	6X3-48225-20	.COVER .COUVERCLE			2		
44	704-48192-00	.WASHER 2 .RONDELLE 2			2		
45	97890-06018	.SCREW, PAN HEAD .VIS, CRUCIFORME			4		
46	92990-06300	.WASHER, INTERNAL TOOTH .RONDELLE, DENTURE INTERNE			4		
47	EL8-48279-00	.CIRCLIP 2 .CIRCLIP 2			2		
48	704-48234-00	.BUSHING 1 .POULIE			2		
49	704-48219-P0	.COVER, LEAD .COUVERCLE			2		
50	704-48144-20	.PLATE, STOPPER 2 .PLAQUETTE 2			2		
51	704-48176-10	.GROMMET .PASSE-FIL			1		
52	704-48192-P0	.WASHER 2 .RONDELLE 2			2		
53	704-48233-00	.GEAR 2 .PIGNON 2			2		
54	704-48235-00	.BUSHING .COUSSINET			2		

FIG. 40 REMOTE CONTROL ASSY 2

BOITIER DE COMMANDE A DISTANCE

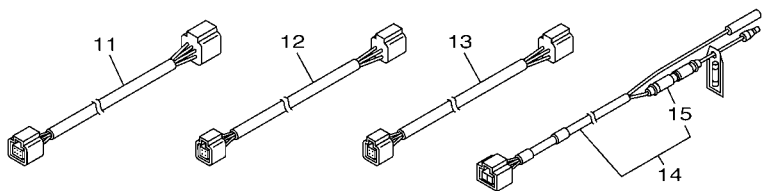
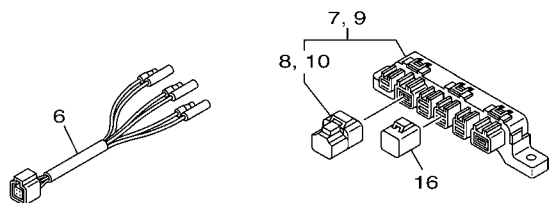
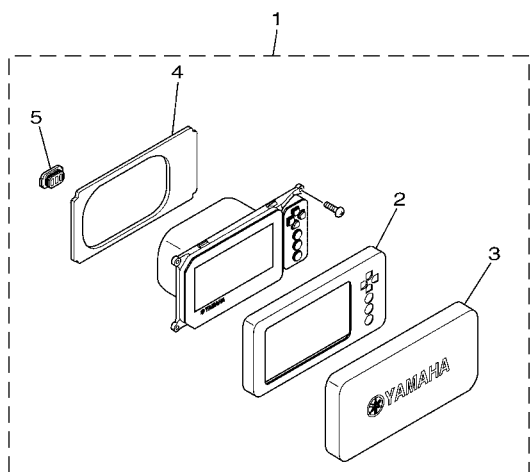


68V6100-F350

REF. NO.	PART NO. N° PIECES	DESCRIPTION DESCRIPTION	6ALB	6ASA	6AMB	6ATA	REMARKS REMARQUES
55	704-48153-00	.SHAFT, FREE ACCEL. .AXE			2		
56	704-48166-00	.PLUG .BOUCHON			2		
57	704-48284-P0	.GROMMET .PASSE-FIL			2		
58	704-81950-10	.RELAY ASSY .RELAIS COMPLET			2		
59	704-82590-10	.WIRE HARNESS ASSY .FAISCEAU DE FILS COMPLET			1		
60	704-48229-R0	.GRIP, CONTROL LEVER .POIGNEE, COMMANDE LEVIER			1		
61	704-82563-H1	.TRIM & TILT SWITCH ASSY .INCLINER ET PARER COMMUTATEUR			1		
62	704-48128-00	.SCREW 2 .VIS 2			3		
63	704-48156-00	.NUT 1 .ECROU 1			1		
64	704-82563-J1	.TRIM & TILT SWITCH ASSY .INCLINER ET PARER COMMUTATEUR			1		
65	704-48285-10	.GROMMET 2 .PASSE-FIL 2			1		
66	704-48178-00	.PLATE, SHIFT .PLAQUETTE			2		
67	704-48221-P0	.LEVER, CONTROL .LEVIER, COMMANDE			2		
68	704-48119-41	.COVER .COQUILLE			1		
69	704-48167-11	.PLUG .BOUCHON			1		
70	97890-05016	.SCREW, PAN HEAD .VIS, CRUCIFORME			5		

FIG. 41 OPTIONAL PARTS 1

PIECES OPTIONNELLES 1

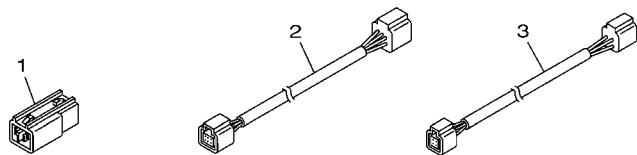


6ALB300-P410

REF. NO.	PART NO. N° PIECES	DESCRIPTION DESCRIPTION	6ALB	6ASA	6AMB	6ATA	REMARKS REMARQUES
1	6YC-83710-00	MULTI DISPLAY ASSY METRE DE INDICATION PLURIEL	1				FOR RUS FOR RUS
2	6YC-83512-00	.RING, SPEED METER .BAGUE, DE COMPTEUR	1				
3	6YC-87278-00	.COVER, METER .COUVERCLE, COMPTEUR	1				
4	6YC-12223-00	.SEAL .JOINT	1				
5	6YC-82532-00	.CAP .COUVERCLE	1				
6	6Y8-8356N-01	LEAD, FUEL TANK & GPS SENDER FIL	1				FOR RUS FOR RUS
7	6Y8-81920-01	MULTI HUB ASSY BORNE	1				FOR RUS FOR RUS
8	6Y8-85371-01	.END OF LINE RESISTER .RESISTANCE COMP.	1				
9	6Y8-81920-01	MULTI HUB ASSY BORNE	1				FOR RUS FOR RUS
10	6Y8-85371-01	.END OF LINE RESISTER .RESISTANCE COMP.	1				
11	6Y8-82553-31	25FT MAIN BUS EXTENSION, FAISCEAU	1				FOR RUS FOR RUS
12	6Y8-82521-11	2FT PIGTAIL BUS FAISCEAU (L: 2FT.)	1				FOR RUS FOR RUS
13	6Y8-82521-51	12FT PIGTAIL BUS FAISCEAU (L: 12FT.)	1				FOR RUS FOR RUS
14	6Y8-83553-01	8FT POWER WIRE FIL	1				FOR RUS FOR RUS
15	6G1-82151-00	.FUSE (10A) .FUSIBLE (10A)	1				
16	6Y8-82582-11	CAP 1 (4PIN) COUVERCLE, FAISCEAU DE FILS	2				FOR RUS FOR RUS

FIG. 42 OPTIONAL PARTS 2

PIECES OPTIONNELLES 2

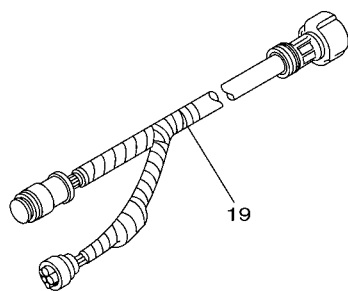
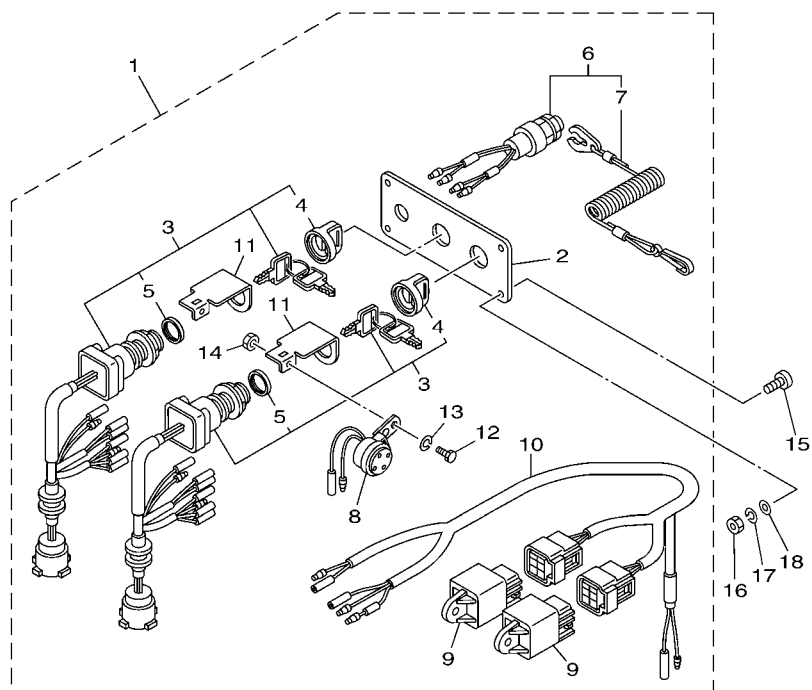


63PD200-P440

REF. NO.	PART NO. N° PIECES	DESCRIPTION DESCRIPTION	6ALB	6ASA	6AMB	6ATA	REMARKS REMARQUES
1	6Y8-81920-11	IN-LINE HUB ASSY BORNE			1		FOR RUS FOR RUS
2	6Y8-82553-21	20FT MAIN BUS EXTENSION, FAISCEAU			1		FOR RUS FOR RUS
3	6Y8-82521-51	12FT PIGTAIL BUS FAISCEAU (L: 12FT.)			1		FOR RUS FOR RUS

FIG. 43 OPTIONAL PARTS 3

PIECES OPTIONNELLES 3

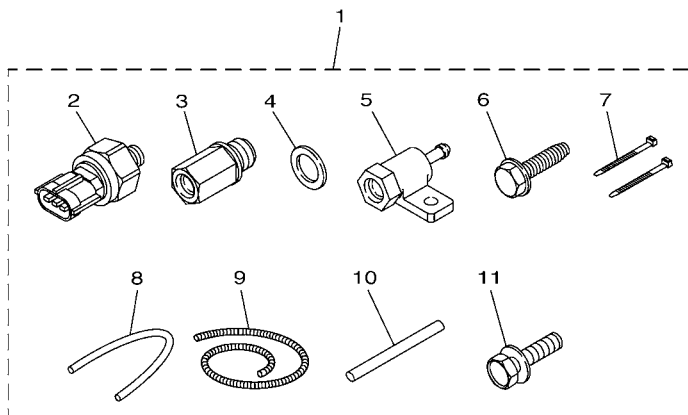


63PB010-M440

REF. NO.	PART NO. N° PIECES	DESCRIPTION DESCRIPTION	6ALB	6ASA	6AMB	6ATA	REMARKS REMARQUES
1	6Y8-82570-04	PANEL SWITCH ASSY PLATINE D'INTERRUPEUR CPLT			1		FOR RUS FOR RUS
2	6Y8-82571-01	.PLATE, PANEL SWITCH .TABLEAU, CONTACTEUR			1		
3	6Y8-82510-03	.MAIN SWITCH ASSY .CONTACTEUR A CLEF COMPLET			2		
4	676-82577-01	..CAP, KEY ..CABOCHON			1		
5	703-82532-00	..CAP ..COUVERCLE			1		
6	6K1-82575-01	.ENGINE STOP SWITCH ASSY .COUPE CIRCUIT CPLT			1		
7	682-82556-00	..LANYARD, STOP SWITCH ..CORDON DU COUPE CIRCUIT			1		
8	6R5-83383-00	.BUZZER .RONFLEUR			2		
9	68V-81950-00	.RELAY ASSY .RELAIS COMPLET			2		
10	6Y8-82507-00	.LEAD, IGNITION SWITCH RELAY .FIL			1		
11	64D-82581-00	.STAY, CORD CLAMP .SUPPORT, COLLIER DE CORDON			2		
12	97003-05012	.BOLT .BOULON			2		
13	92903-05100	.WASHER, SPRING .RONDELLE, GROWER			2		
14	95303-05700	.NUT .ECROU			2		
15	90149-05M05	SCREW VIS			4		FOR RUS FOR RUS
16	95380-05600	NUT ECROU			4		FOR RUS FOR RUS
17	92990-05100	WASHER, SPRING RONDELLE, GROWER			4		FOR RUS FOR RUS
18	92990-05600	WASHER, PLATE RONDELLE, PLATE			4		FOR RUS FOR RUS
19	61B-8258A-01	EXTENSION, WIRE HARNESS (9.5M) EXTENSION, FAISCEAU DE FILS(9.			1		FOR RUS (10P) FOR RUS (10P)

FIG. 44 OPTIONAL PARTS 4

PIECES OPTIONNELLES 4

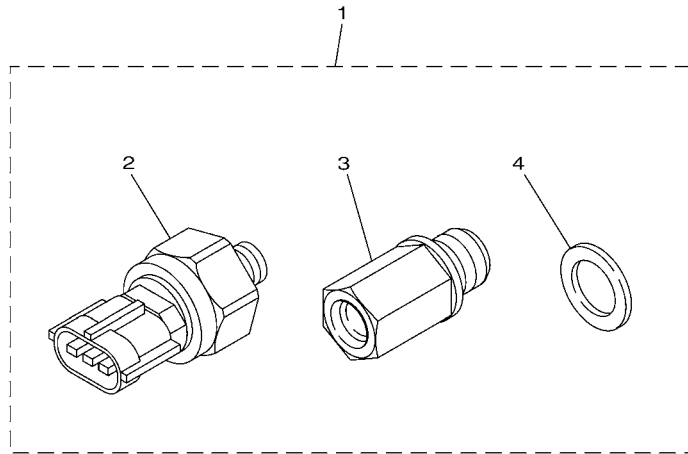


REF. NO.	PART NO. N° PIECES	DESCRIPTION DESCRIPTION	6ALB	6ASA	6AMB	6ATA	REMARKS REMARQUES
1	63P-8A4L2-03	SENSOR, MODULE 2 SENSOR (ENS.) 2	1				FOR RUS FOR RUS
2	6AW-8366B-01	.SENSOR, WATER PRESSURE .SONDE DE PRESSION D'EAU	2				
3	63P-8366C-00	.ADAPTOR, INPUT .CONNECTEUR 2	1				
4	90430-14115	.GASKET .JOINT	1				
5	60V-8366D-00	.ADAPTOR, INPUT .CONNECTEUR 3	1				
6	90109-06M81	.BOLT .BOULON	1				
7	90465-11M10	.CLAMP .BRIDE	2				
8	90445-07017	.HOSE (L: 550MM) .DURITE (L: 550MM)	1				
9	90447-07013	.HOSE, COVER (L: 700MM) .DURITE, COUVERCLE (L: 700MM)	1				
10	60V-42629-00	.SEAL .JOINT	1				
11	97595-06516	.BOLT, WITH WASHER .VIS HEXAGONAL AVC RONDELLE	1				

6CL6370-P440

FIG. 45 OPTIONAL PARTS 5

PIECES OPTIONNELLES 5

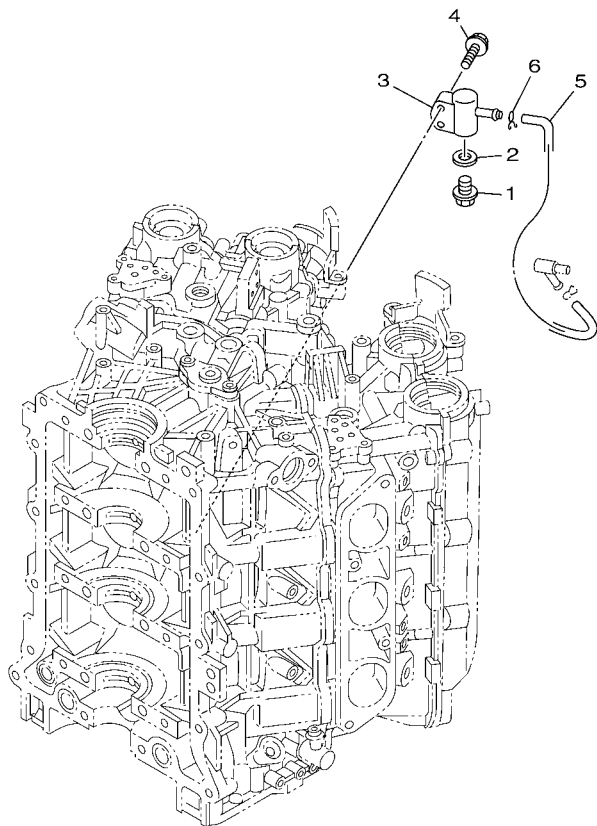


6P2B300-N410

REF. NO.	PART NO. N° PIECES	DESCRIPTION DESCRIPTION	6ALB	6ASA	6AMB	6ATA	REMARKS REMARQUES
1	63P-8A4L0-10	SENSOR, MODULE SENSOR (ENS.)			1		FOR RUS FOR RUS
2	6AW-8366B-01	.SENSOR, WATER PRESSURE .SONDE DE PRESSION D'EAU			1		
3	63P-8366C-00	.ADAPTOR, INPUT .CONNECTEUR 2			1		
4	90430-14115	.GASKET .JOINT			1		

FIG. 46 OPTIONAL PARTS 6

PIECES OPTIONNELLES 6



REF. NO.	PART NO. N° PIECES	DESCRIPTION DESCRIPTION	6ALB	6ASA	6AMB	6ATA	REMARKS REMARQUES
1	90340-14M06	PLUG, STRAIGHT SCREW PLOT, FILETE DROIT	1	1	1	1	
2	90430-14115	GASKET JOINT	1	1	1	1	
3	6P2-83652-00	CONNECTOR CONNECTEUR	1	1	1	1	
4	97595-06530	BOLT, WITH WASHER VIS HEXAGONAL AVC RONDELLE	2	2	2	2	
5	6H4-24311-00	PIPE, FUEL 1 DURITE A ESSENCE	1	1	1	1	
6	90467-08M18	CLIP JONC	1	1	1	1	
<hr style="border-top: 1px dashed black;"/>							
<hr style="border-top: 1px dashed black;"/>							
<hr style="border-top: 1px dashed black;"/>							
<hr style="border-top: 1px dashed black;"/>							
<hr style="border-top: 1px dashed black;"/>							
<hr style="border-top: 1px dashed black;"/>							
<hr style="border-top: 1px dashed black;"/>							
<hr style="border-top: 1px dashed black;"/>							
<hr style="border-top: 1px dashed black;"/>							
<hr style="border-top: 1px dashed black;"/>							
<hr style="border-top: 1px dashed black;"/>							

 6ALB100-P340

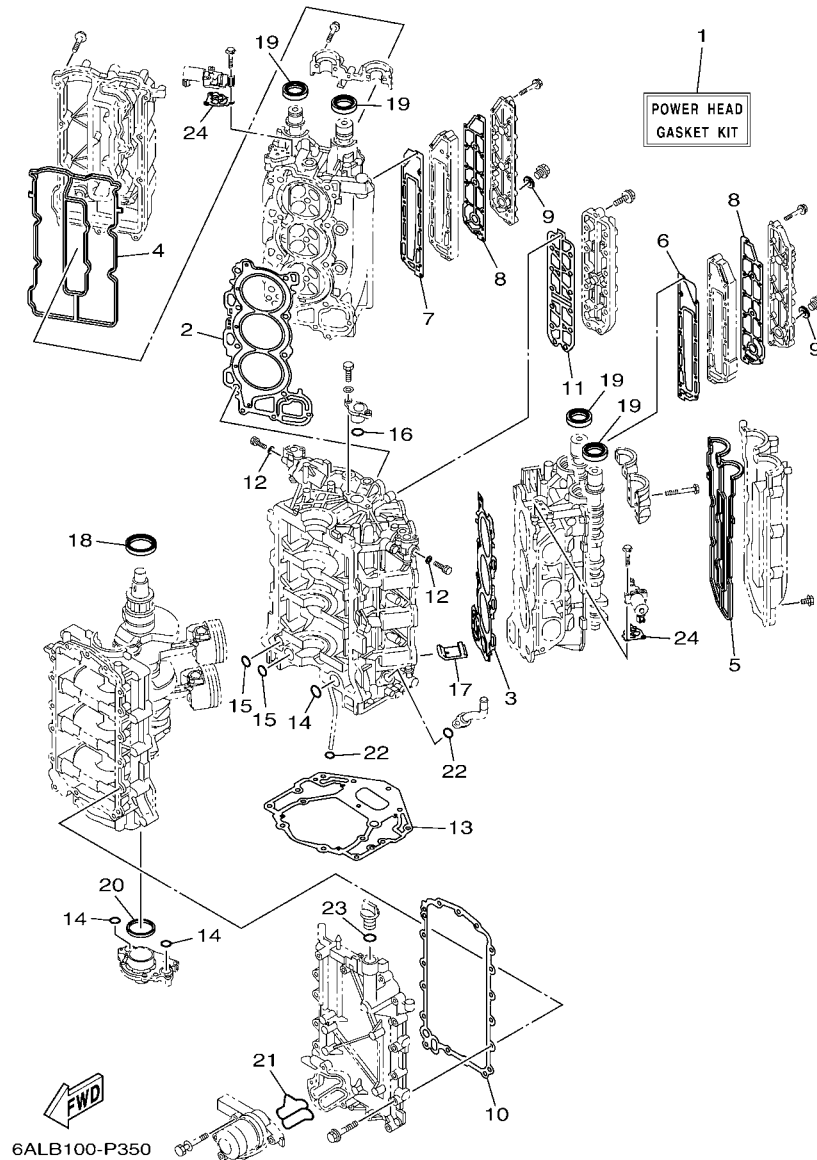


FIG. 47 REPAIR KIT 1

KITS DE REPARATION 1

REF. NO.	PART NO. N° PIECES	DESCRIPTION DESCRIPTION	6ALB	6ASA	6AMB	6ATA	REMARKS REMARQUES
1	6P2-W0001-03	POWER HEAD GASKET KIT POCHETTE DE JINTS TETE MOTRICE	1	1	1	1	
2	6P2-11181-00	.GASKET, CYLINDER HEAD 1 .JOINT, DE CULASSE 1	1	1	1	1	
3	6P2-11182-00	.GASKET, CYLINDER HEAD 2 .JOINT, CULASSE 2	1	1	1	1	
4	6P2-11193-00	.GASKET, HEAD COVER 1 .JOINT, COUVERCLE DE CULASSE 1	1	1	1	1	
5	6P2-11194-00	.GASKET, HEAD COVER 2 .JOINT, COUVERCLE DE CULASSE 2	1	1	1	1	
6	6P2-41112-00	.GASKET, EXHAUST INNER COVER .JOINT, PLAQUE D'ECHAPPEMENT	1	1	1	1	
7	6P2-41122-00	.GASKET, EXHAUST INNER COVER .JOINT, PLAQUE D'EHAPPEMENT	1	1	1	1	
8	6P2-41114-00	.GASKET, EXHAUST OUTER COVER .JOINT, COUVERCLE D'ECHAPPEMENT	2	2	2	2	
9	90201-186F1	.WASHER, PLATE .RONDELLE, PLATE	2	2	2	2	
10	69J-15451-00	.GASKET, CRANKCASE COVER 1 .JOINT, COUVERCLE DE CARTER 1	1	1	1	1	
11	6P2-1131B-00	.GASKET, COVER .JOINT, COUVERCLE	1	1	1	1	
12	90430-05002	.GASKET .JOINT	2	2	2	2	
13	69J-11351-11	.GASKET, CYLINDER .JOINT, D'EMBASE	1	1	1	1	
14	93210-25552	.O-RING .JOINT TORIQUE	3	3	3	3	
15	93210-19MJ1	.O-RING .JOINT TORIQUE	2	2	2	2	
16	93210-25647	.O-RING .JOINT TORIQUE	1	1	1	1	
17	69J-14664-00	.GROMMET, WATER SHUT .PASSE-FIL	2	2	2	2	
18	93102-63004	.OIL SEAL .JOINT SPY	1	1	1	1	
19	93102-38008	.OIL SEAL .JOINT SPY	4	4	4	4	
20	69J-11355-00	.SEAL, CYLINDER 1 .JOINT, SPY CYLINDRE	1	1	1	1	
21	6P2-13477-00	.GASKET .JOINT	1	1	1	1	
22	93210-19MJ3	.O-RING .JOINT TORIQUE	2	2	2	2	
23	93210-24M79	.O-RING .JOINT TORIQUE	1	1	1	1	
24	6CB-1242F-00	.GASKET, FILTER .JOINT, FILTRE	2	2	2	2	

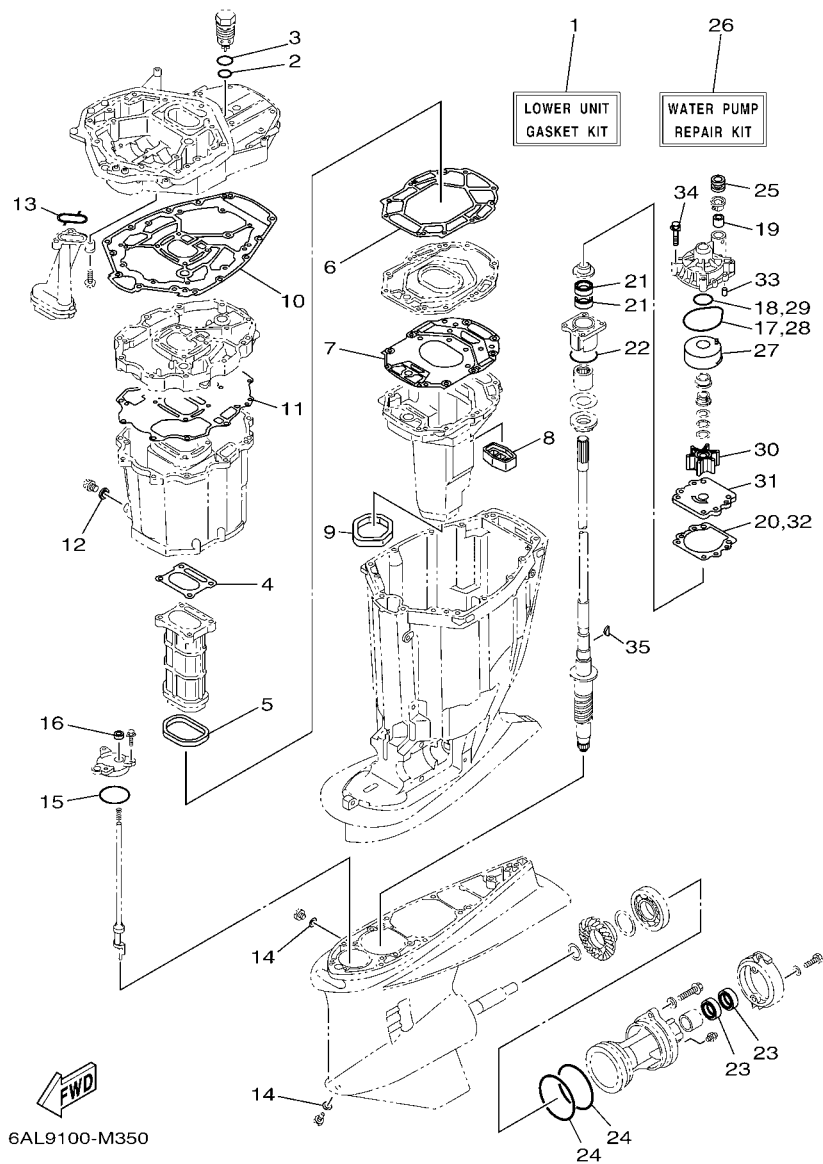


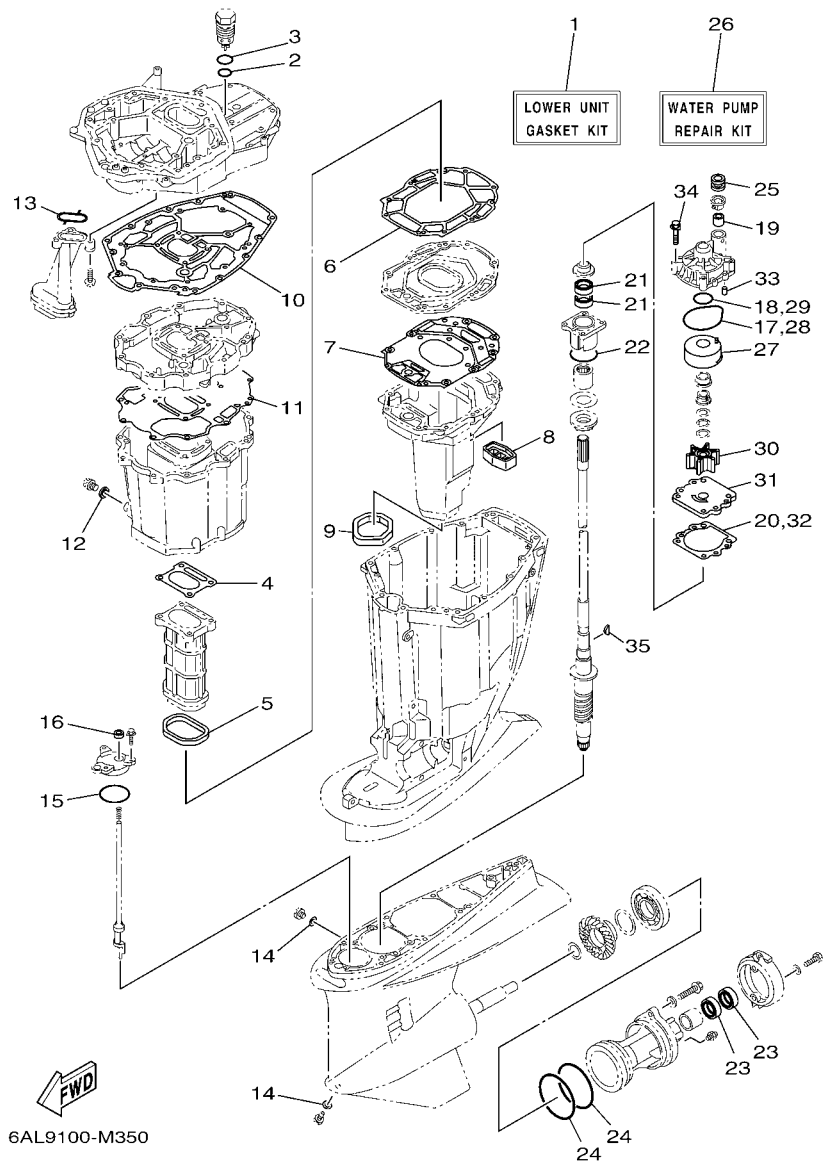
FIG. 48 REPAIR KIT 2

KITS DE REPARATION 2

REF. NO.	PART NO. N° PIECES	DESCRIPTION DESCRIPTION	6ALB	6ASA	6AMB	6ATA	REMARKS REMARQUES
1	69J-W0001-22	LOWER UNIT GASKET KIT POCHETTE DE JOINTS EMBASE	1	1	1	1	
2	93210-28543	.O-RING .JOINT TORIQUE	1	1	1	1	
3	93210-347A1	.O-RING .JOINT TORIQUE	1	1	1	1	
4	6P2-41134-00	.GASKET, EXHAUST MANIFOLD .JOINT, PIPE D'ECHAPPEMENT	1	1	1	1	
5	69J-41138-00	.SEAL, EXT. 1 .JOINT DE GROUPE 1	1	1	1	1	
6	69J-41135-A0	.GASKET, EXHAUST MANIFOLD .JOINT, PIPE D'ECHAPPEMENT	1	1	1	1	
7	6S1-41136-00	.GASKET, EXHAUST MANIFOLD 4 .JOINT, PIPE D'ECHAPPEMENT 4	1	1	1	1	
8	69J-45127-00	.SEAL .JOINT	1	1	1	1	
9	69J-45123-00	.GASKET, MUFFLER .JOINT, POT DE DETENTE	1	1	1	1	
10	69J-45113-20	.GASKET, UPPER CASING .JOINT, TUBE D'ARBRE	1	1	1	1	
11	69J-15312-01	.GASKET, OIL PAN .JOINT DE VENTILATEUR D'HUILE	1	1	1	1	
12	90430-14M09	.GASKET .JOINT	1	1	1	1	
13	69J-13415-00	.SEAL, OIL STRAINER .JOINT, FILTRE A HUILE	1	1	1	1	
14	90430-08020	.GASKET .JOINT	2	2	2	2	
15	93210-64488	.O-RING .JOINT TORIQUE	1	1	1	1	
16	93106-09014	.OIL SEAL .JOINT SPY	1	1	1	1	
17	93210-86M38	.O-RING .JOINT TORIQUE	1	1	1	1	
18	93210-37160	.O-RING .JOINT TORIQUE	1	1	1	1	
19	6E5-44365-00	.DAMPER, WATER SEAL 1 .JOINT, TUBE D'EAU 1	1	1	1	1	
20	6E5-44315-A0	.GASKET, WATER PUMP .JOINT, POMPE A EAU	1	1	1	1	
21	93101-28M16	.OIL SEAL .JOINT SPY	2	2	2	2	
22	93210-55M14	.O-RING .JOINT TORIQUE	1	1	1	1	
23	93101-30M17	.OIL SEAL .JOINT SPY	2	2	2	2	
24	93211-04384	.O-RING .JOINT TORIQUE	2	2	2	2	
25	6E5-44366-00	.DAMPER, WATER SEAL 2 .JOINT, TUBE D'EAU 2	1	1	1	1	
26	61A-W0078-A3	WATER PUMP REPAIR KIT KIT DE REPARATION DE LA POMPE	1	1	1	1	
27	61A-44322-02	.INSERT, CARTRIDGE .CUVETTE	1	1	1	1	

FIG. 48 REPAIR KIT 2

KITS DE REPARATION 2



REF. NO.	PART NO. N° PIECES	DESCRIPTION DESCRIPTION	6ALB	6ASA	6AMB	6ATA	REMARKS REMARQUES
28	93210-86M38	.O-RING .JOINT TORIQUE	1	1	1	1	
29	93210-37160	.O-RING .JOINT TORIQUE	1	1	1	1	
30	6E5-44352-01	.IMPELLER .TURBINE	1	1	1	1	
31	6G5-44323-01	.OUTER PLATE, CARTRIDGE .PLAQUE EXTERIEURE	1	1	1	1	
32	6E5-44315-A0	.GASKET, WATER PUMP .JOINT, POMPE A EAU	1	1	1	1	
33	93606-12019	.PIN, DOWEL .GOUILLE	2	2	2	2	
34	90119-08M14	.BOLT, WITH WASHER .BOULON, AVEC RONDELLE	4	4	4	4	
35	90280-04M05	.KEY, WOODRUFF .CLAVETTE, DEMI-LUNE	1	1	1	1	

