

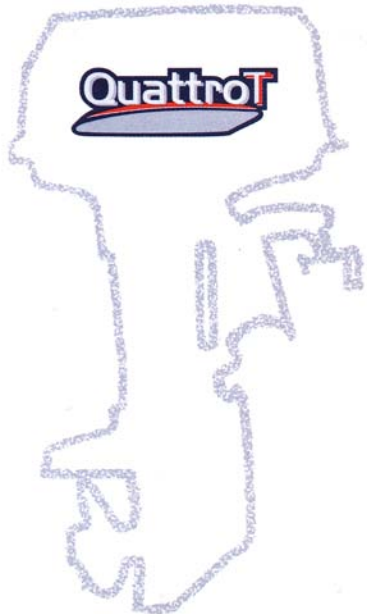
Blue Whale 250

Production year 2019

Production année 2019

PARTS CATALOGUE

CATALOGUE DE PIÈCES DÉTACHÉES



ENGINE STARTING SERIAL NUMBER

Blue Whale 250 Right (6P2):1042871

Blue Whale 250 Left (6P3):1015174



FOREWORD

This Parts Catalogue is related to the parts for the model(s) on the cover page. When you are ordering replacement parts, please refer to this Parts Catalogue and quote both part numbers and part names correctly.

1. Modifications or additions which have been made after the issue of the Parts Catalogue will be announced in the Parts News.
It is advisable that you make the necessary corrections to the Parts Catalogue according to the Parts News.

2. Abbreviations

The following abbreviations are used in this Parts Catalogue.

“UR” Use specified parts number.

“UN” Use as many as needed.

“AP” Alternate Parts

“LM” Locally Made (Parts need to be ordered locally)

“F#” Frame No. (Applicable machine No.)

“O/S” Over Size

3. The number of components for assembly

- Parts, which are to be supplied in an assembly, are listed with a dot (.) in front of the part name as shown below.
- The numeral appearing to the right of each component part indicates the quantity of parts for each assembly unit.

| PART NO. | DESCRIPTION | Q'TY | REMARKS |
|--------------|--------------------------|------|---------|
| 2F5-83310-60 | FRONT FLASHER LIGHT ASSY | 2 | |
| 115-83311-60 | .BULB (6V-18W) | 1 | |

4. Applicable colours of graphics are represented in the “REMARKS” as shown below.

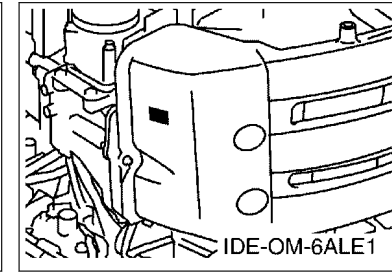
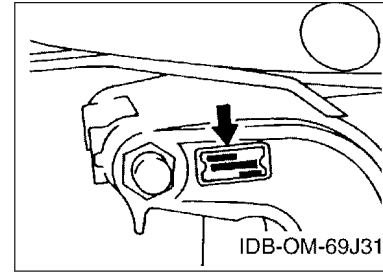
| PART NO. | DESCRIPTION | Q'TY | REMARKS |
|-----------------|---------------------|------|---------|
| 2N4-24110-00-X5 | FUEL TANK COMP. | 2 | MXR |
| 3J1-24240-10 | .GRAPHIC, FUEL TANK | 1 | FOR MXR |

5. Note that the illustrations for reference in finding parts numbers are not to be used for assembling. When assembling, please use the applicable service manual.

6. The asterisk (*) before a reference number indicates modified items after the first edition.

7. Applicable Serial No.

Engine Serial No.



8. Applicable Engine Starting Serial No.

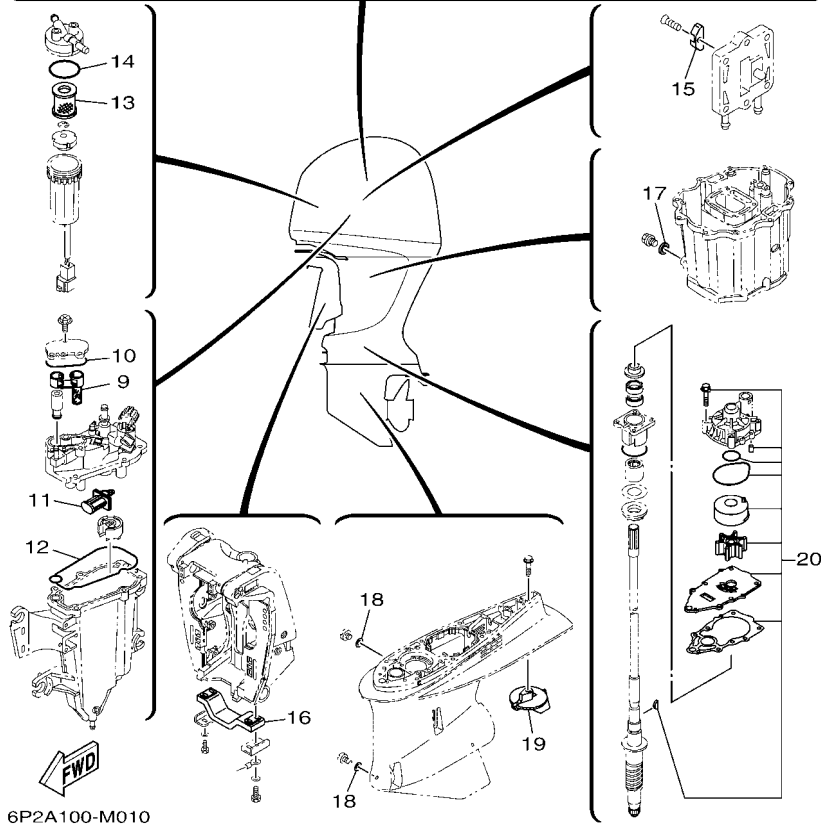
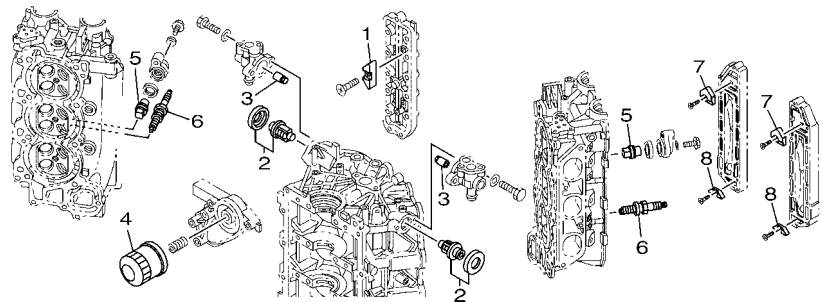
| Model | Serial No. | Model | Serial No. |
|-------|-------------|-----------------|------------------------|
| Æ50 | 6P2-1042871 | Æ50A | 6P3-1015174 |
| | | | |
| | | | |
| | | | |

9. Applicable Colour Code

| Abbreviation | Colour Name | Colour Code |
|--------------|--------------------|-------------|
| DBN1 | DARK BLUISH GRAY 1 | 008D |

10. Quantity Column Information

| Column No. | Name Of Q'ty Column | Applicable Model |
|------------|---------------------|------------------|
| 1 | 6P2F | F250AET |
| 2 | 6P3F | FL250AET |
| | | |
| | | |



6P2A100-M010

FIG. 1 SCHEDULED SERVICE PARTS **PECAS DE MANUTENCAO PROGRAMADA**

| REF. NO. | PART NO. No. PEÇA | DESCRIPTION DESCRIÇÃO | 6P2F | 6P3F | REMARKS OBSERVAÇÕES |
|----------|-------------------|--|------|------|---------------------|
| 1 | 6E5-11325-00 | ANODE ANODO | 4 | 4 | |
| 2 | 67F-12411-01 | THERMOSTAT TERMOSTATO | 2 | 2 | |
| 3 | 6P3-11325-00 | ANODE ANODO | 2 | 2 | |
| 4 | 69J-13440-03 | ELEMENT ASSY, OIL CLEANER ELEMENTO DO FILTRO DE OLEO CJ | 1 | 1 | |
| 5 | 67F-11325-01 | ANODE ANODO | 4 | 4 | |
| 6 | 94702-00400 | PLUG, SPARK (NGK LFR6A-11) VELA DE IGNICAO (NGK LFR6A-11) | 6 | 6 | |
| 7 | 6P2-11325-00 | ANODE ANODO | 2 | 2 | |
| 8 | 6E5-11325-00 | ANODE ANODO | 2 | 2 | |
| 9 | 6CB-24501-01 | FILTER, FUEL FILTRO DE COMBUSTIVEL | 1 | 1 | |
| 10 | 6CB-13016-00 | O-RING ANEL DE BORRACHA | 1 | 1 | |
| 11 | 63P-13915-00 | FILTER FILTRO | 1 | 1 | |
| 12 | 6CB-14984-00 | GASKET, FLOAT CHAMBER GAXETA DA CAMARA DA BOIA. | 1 | 1 | |
| 13 | 6P3-24563-01 | ELEMENT, FILTER ELEMENTO DO FILTRO | 1 | 1 | |
| 14 | 6P3-24564-00 | GASKET GAXETA | 1 | 1 | |
| 15 | 6E5-11325-00 | ANODE ANODO | 1 | 1 | |
| 16 | 6G5-45251-02 | ANODE ANODO | 1 | 1 | |
| 17 | 90430-14M09 | GASKET GAXETA | 1 | 1 | |
| 18 | 90430-08003 | GASKET GAXETA | 2 | 2 | |
| 19 | 61A-45371-00 | TAB-TRIM ESTABILIZADOR DE DIRECAO | 1 | 1 | |
| 20 | 6P2-W0078-00 | WATER PUMP REPAIR KIT JOGO DE REPARO DA BOMBA D'AGUA | 1 | 1 | |

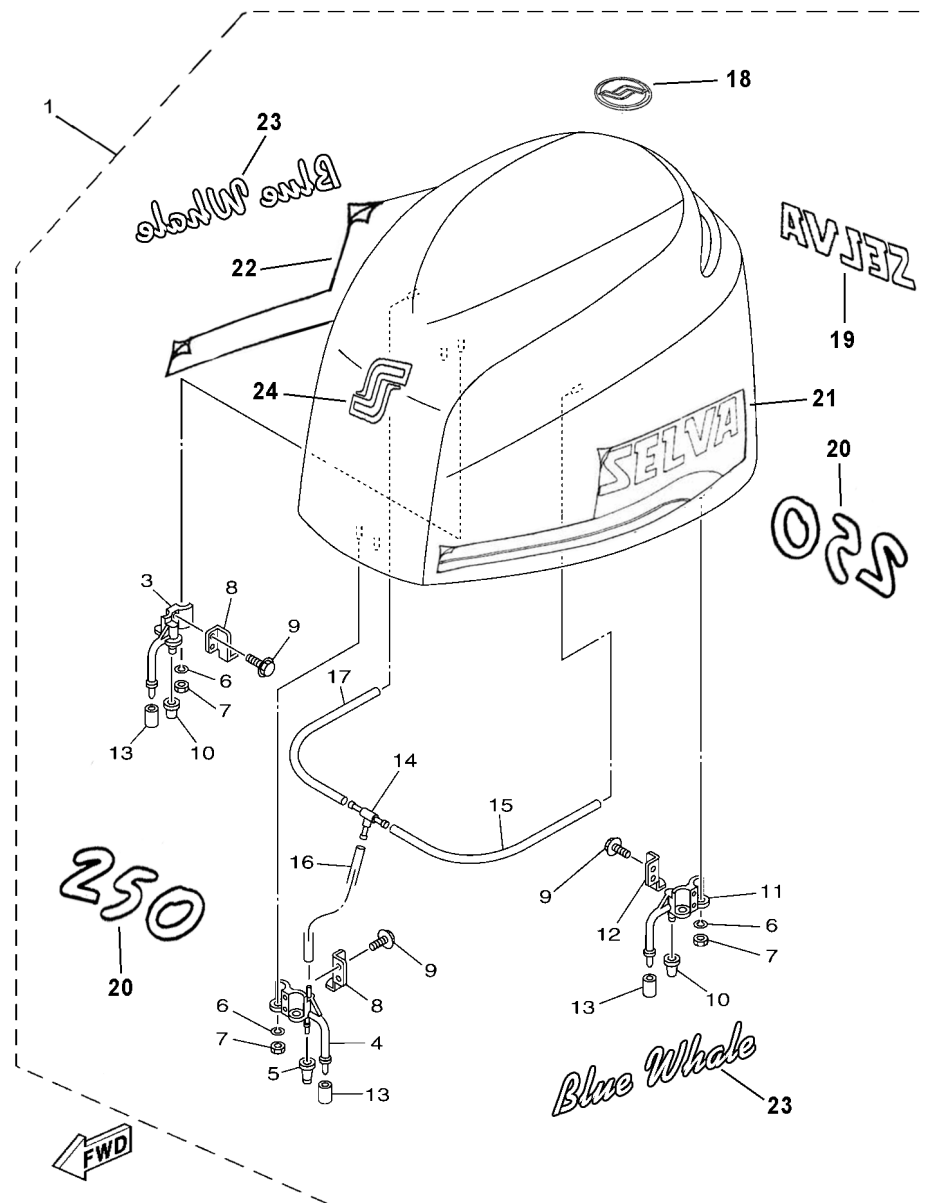
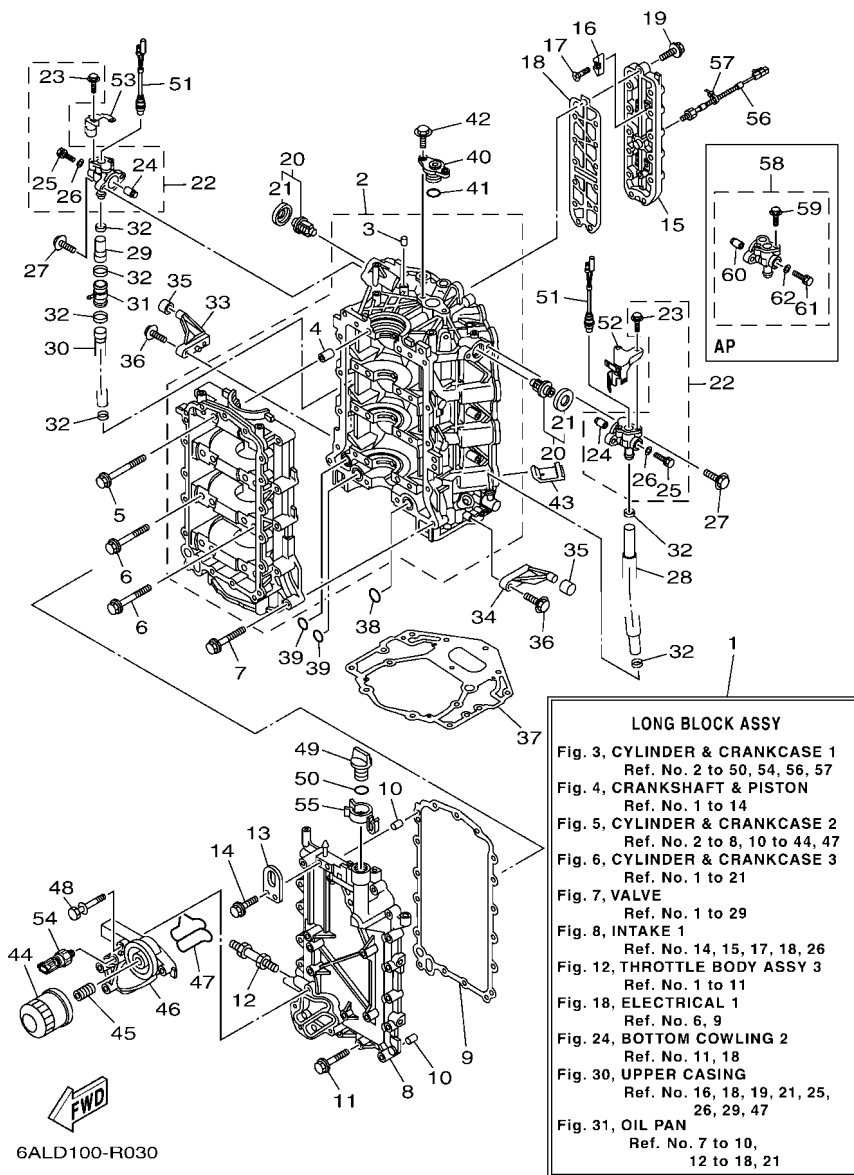


FIG. 2 TOP COWLING

CAPOT SUPERIEUR

| REF. NO. | PART NO. N° PIECES | DESCRIPTION DESCRIPTION | 6P2F | 6P3F | REMARKS REMARQUES |
|----------|--------------------|--|------|------|-------------------|
| 1 | 1504780 | TOP COWLING ASSY CAPOT (ENS.) | 1 | 1 | |
| 3 | 68F-42647-01 | ..HOLDER, CLAMP BAND ..SUPPORT, SANDOW DE SERRAGE | 1 | 1 | |
| 4 | 69J-42647-01 | ..HOLDER, CLAMP BAND ..SUPPORT, SANDOW DE SERRAGE | 1 | 1 | |
| 5 | 69J-42663-00 | ..DAMPER 2 ..AMORTISSEUR 2 | 1 | 1 | |
| 6 | 92990-06100 | ..WASHER, SPRING ..RONDELLE, GROWER | 6 | 6 | |
| 7 | 95380-06600 | ..NUT, HEXAGON ..ECROU | 6 | 6 | |
| 8 | 60V-42651-01 | ..HOOK ..CROCHET | 2 | 2 | |
| 9 | 97595-06516 | ..BOLT, WITH WASHER ..VIS HEXAGONAL AVC RONDELLE | 6 | 6 | |
| 10 | 68F-42663-00 | ..DAMPER 2 ..AMORTISSEUR 2 | 2 | 2 | |
| 11 | 68F-42648-01 | ..HOLDER, CLAMP BAND ..SUPPORT, SANDOW DE SERRAGE | 1 | 1 | |
| 12 | 60V-42652-00 | ..HOOK ..CROCHET | 1 | 1 | |
| 13 | 67F-13448-00 | ..CAP ..CAPUCHON | 3 | 3 | |
| 14 | 69J-24378-00 | ..PIPE, JOINT 3 ..DURITE RACCORDEMENT 3 | 1 | 1 | |
| 15 | 90445-11M27 | ..HOSE (L240) ..DURITE (L240) | 1 | 1 | |
| 16 | 90445-11699 | ..HOSE (L500) ..DURITE (L500) | 1 | 1 | |
| 17 | 90445-11182 | ..HOSE (L300) ..DURITE (L300) | 1 | 1 | |
| 18 | 8093512 | ..GRAPHIC, SELVA ..ADHESIF, SELVA | 1 | 1 | |
| 19 | 8093530 | ..GRAPHIC, SELVA ..ADHESIF, SELVA | 1 | 1 | |
| 20 | 8093260 | ..GRAPHIC, 250 ..ADHESIF, 250 | 2 | 2 | |
| 21 | 8093275 | ..GRAPHIC, LEFT ..ADHESIF, GAUCHE | 1 | 1 | |
| 22 | 8093280 | ..GRAPHIC, RIGHT ..ADHESIF, DROIT | 1 | 1 | |
| 23 | 8093255 | ..GRAPHIC, BLUE WHALE ..ADHESIF, BLUE WHALE | 2 | 2 | |
| 24 | 8093514 | ..GRAPHIC, S ..ADHESIF, S | 1 | 1 | |
| | 1534380 | ..GRAPHIC, SET ..JEU D'EMBLEMES | 1 | 1 | |

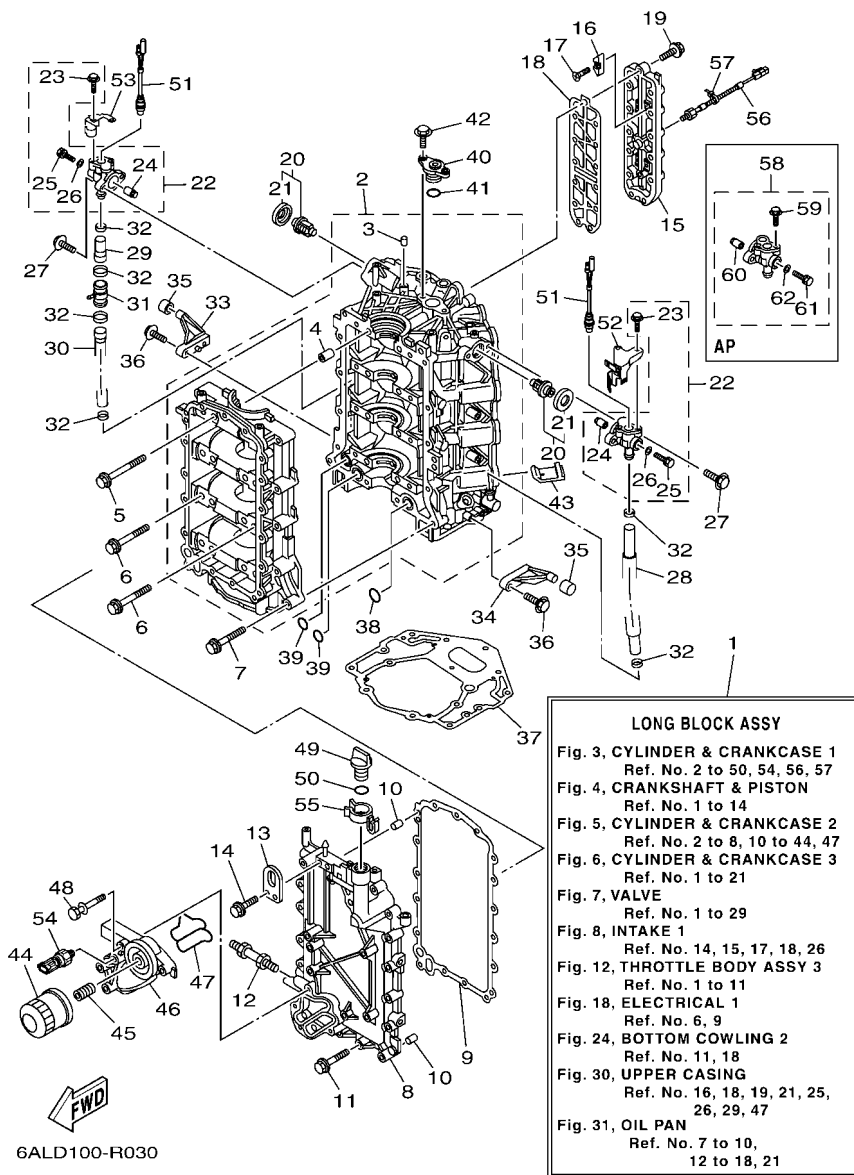


6ALD100-R030

FIG. 3 CYLINDER & CRANKCASE 1

CARCACA DO CILINDRO 1

| REF. NO. | PART NO. No. PEÇA | DESCRIPTION DESCRIÇÃO | 6P2E | 6P3E | | REMARKS OBSERVAÇÕES |
|----------|-------------------|---|------|------|--|---------------------|
| 1 | 6P2-11000-01 | LONG BLOCK ASSY BLOCO EXTENSO CONJUNTO | 1 | 1 | | |
| 2 | 6P2-15100-10 | CRANKCASE ASSY CARCACA DO MOTOR COMPLETA | 1 | 1 | | |
| 3 | 93606-12019 | .PIN, DOWEL .PINO GUIA | 1 | 1 | | |
| 4 | 91814-18002 | .PIN, DOWEL .PINO GUIA | 8 | 8 | | |
| 5 | 6P2-15187-00 | BOLT PARAFUSO | 8 | 8 | | |
| 6 | 6P2-15481-00 | BOLT 1 PARAFUSO 1 | 8 | 8 | | |
| 7 | 90119-08M66 | BOLT, WITH WASHER PARAFUSO COM ARRUELA | 13 | 13 | | |
| 8 | 6P2-15411-01-9S | COVER, CRANKCASE 1 TAMPA DA CARCACA 1 | 1 | 1 | | |
| 9 | 69J-15451-00 | GASKET, CRANKCASE COVER 1 GAXETA DA TAMPA DA CARCACA 1 | 1 | 1 | | |
| 10 | 93606-12019 | PIN, DOWEL PINO GUIA | 2 | 2 | | |
| 11 | 90119-08009 | BOLT, WITH WASHER PARAFUSO COM ARRUELA | 17 | 17 | | |
| 12 | 90116-10027 | BOLT, STUD PRISIONEIRO | 1 | 1 | | |
| 13 | 69J-11119-00 | HANGER, ENGINE ALCA DO MOTOR | 1 | 1 | | |
| 14 | 90105-06M09 | BOLT, FLANGE PARAFUSO FLANGE | 2 | 2 | | |
| 15 | 6P2-1131C-00-9S | COVER, JOINT TAMPA DA JUNCAO | 1 | 1 | | |
| 16 | 6E5-11325-00 | ANODE ANODO | 4 | 4 | | |
| 17 | 98780-04016 | SCREW, FLAT HEAD PARAFUSO CABECA PLANA | 4 | 4 | | |
| 18 | 6P2-1131B-00 | GASKET, COVER GAXETA DA TAMPA | 1 | 1 | | |
| 19 | 90119-06MA4 | BOLT, WITH WASHER PARAFUSO COM ARRUELA | 13 | 13 | | |
| 20 | 67F-12411-01 | THERMOSTAT TERMOSTATO | 2 | 2 | | |
| 21 | 67F-12412-00 | .SEAL, THERMOSTAT .VEDACAO DO TERMOSTATO | 1 | 1 | | |
| 22 | 6P2-1240H-00-9S | ANODE ASSY ANODO COMPLET | 2 | 2 | | |
| 23 | 90109-06M80 | .BOLT .PARAFUSO | 2 | 2 | | |
| 24 | 6P3-11325-00 | .ANODE .ANODO | 1 | 1 | | |
| 25 | 90105-05012 | .BOLT, FLANGE .PARAFUSO FLANGE | 1 | 1 | | |
| 26 | 90430-05002 | .GASKET GAXETA | 1 | 1 | | |
| 27 | 97595-06525 | BOLT, WITH WASHER PARAFUSO COM ARRUELA | 4 | 4 | | |

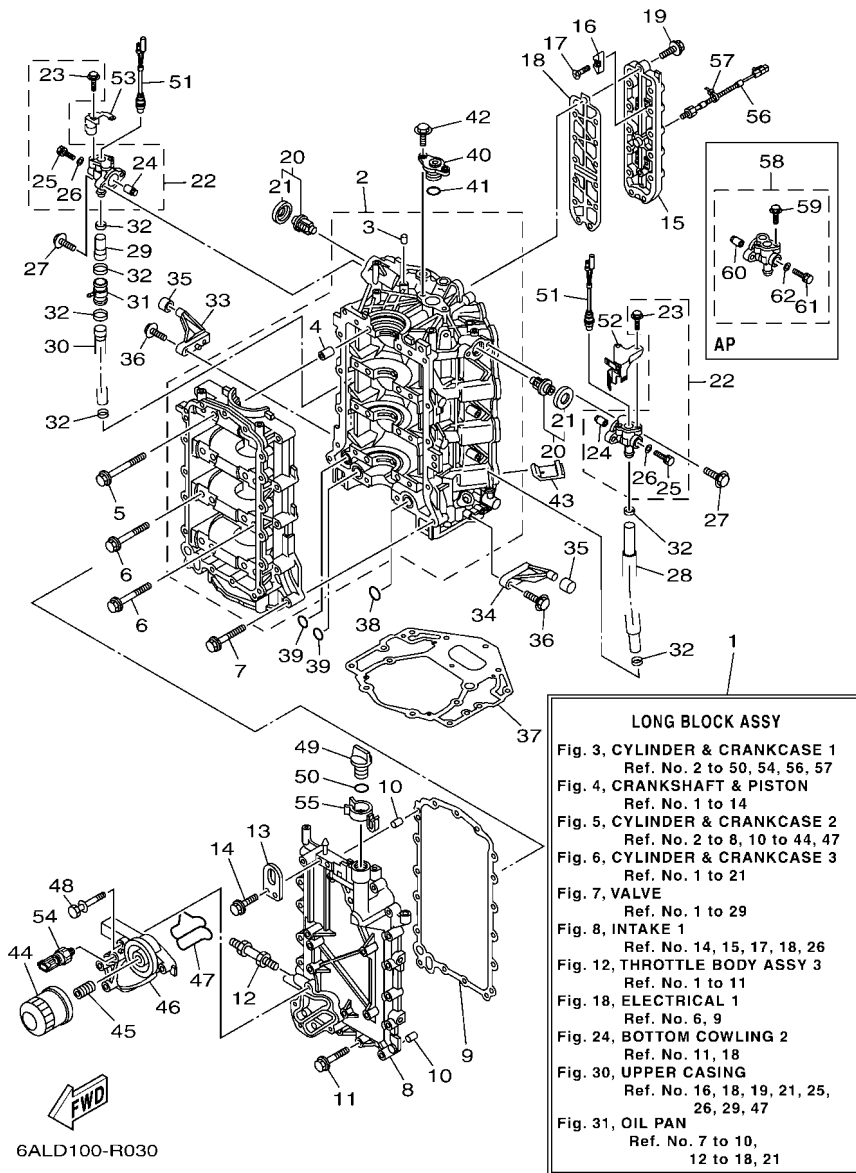


6ALD100-R030

FIG. 3 CYLINDER & CRANKCASE 1

CARACA DO CILINDRO 1

| REF. NO. | PART NO. No. PEÇA | DESCRIPTION DESCRIÇÃO | 6P2E | 6P3F | REMARKS OBSERVAÇÕES |
|----------|-------------------|--|------|------|---------------------|
| 28 | 6P2-1243A-00 | HOSE 1 MANGUEIRA 1 | 1 | 1 | |
| 29 | 6P2-1243E-00 | HOSE 2 MANGUEIRA 2 | 1 | 1 | |
| 30 | 6P2-1243F-00 | HOSE,3 MANGUEIRA 3 | 1 | 1 | |
| 31 | 6CE-24378-00 | PIPE, JOINT 3 JUNCAO DO TUBO 3 | 1 | 1 | |
| 32 | 90465-11M59 | CLAMP BRACADEIRA | 6 | 6 | |
| 33 | 67F-42761-01 | STOPPER LIMITADOR | 1 | 1 | |
| 34 | 6P2-42761-00 | STOPPER LIMITADOR | 1 | 1 | |
| 35 | 68F-44533-01 | DAMPER, UPPER MOUNT RUBBER AMORTIZADOR SUPERIOR | 2 | 2 | |
| 36 | 97595-06525 | BOLT, WITH WASHER PARAFUSO COM ARRUELA | 4 | 4 | |
| 37 | 69J-11351-11 | GASKET, CYLINDER GAXETA DO CILINDRO | 1 | 1 | |
| 38 | 93210-25552 | O-RING ANEL DE BORRACHA | 1 | 1 | |
| 39 | 93210-19MJ1 | O-RING ANEL DE BORRACHA | 2 | 2 | |
| 40 | 69J-11313-00 | PLUG, BLIND TAMPAO BLINDADO | 1 | 1 | |
| 41 | 93210-25647 | O-RING ANEL DE BORRACHA | 1 | 1 | |
| 42 | 97595-06520 | BOLT, WITH WASHER PARAFUSO COM ARRUELA | 2 | 2 | |
| 43 | 69J-14664-00 | GROMMET, WATER SHUT ILHO | 2 | 2 | |
| 44 | 69J-13440-03 | ELEMENT ASSY, OIL CLEANER ELEMENTO DO FILTRO DE OLEO CJ | 1 | 1 | |
| 45 | 6S5-12858-00 | BOLT, UNION PARAFUSO DE UNIAO | 1 | 1 | |
| 46 | 6P2-13446-00-9S | CONNECTOR CONECTOR | 1 | 1 | |
| 47 | 6P2-13477-00 | GASKET GAXETA | 1 | 1 | |
| 48 | 90119-06025 | BOLT, WITH WASHER PARAFUSO COM ARRUELA | 5 | 5 | |
| 49 | 6G8-15363-00 | PLUG, OIL TAMPAO DO NIVEL DE OLEO | 1 | 1 | |
| 50 | 93210-24M79 | O-RING ANEL DE BORRACHA | 1 | 1 | |
| 51 | 6P2-82560-01 | THERMO SWITCH ASSY INTERRUPTOR TERMICO CONJ. | 2 | 2 | |
| 52 | 6P2-82588-10 | PLATE PLACA | 1 | 1 | |
| 53 | 6P2-82389-10 | PLATE 2 PLACA 2 | 1 | 1 | |
| 54 | 6AW-83651-00 | SENDER, OIL PRESSURE SENSOR DE PRESSAO DO OLEO | 1 | 1 | |



6ALD100-R030

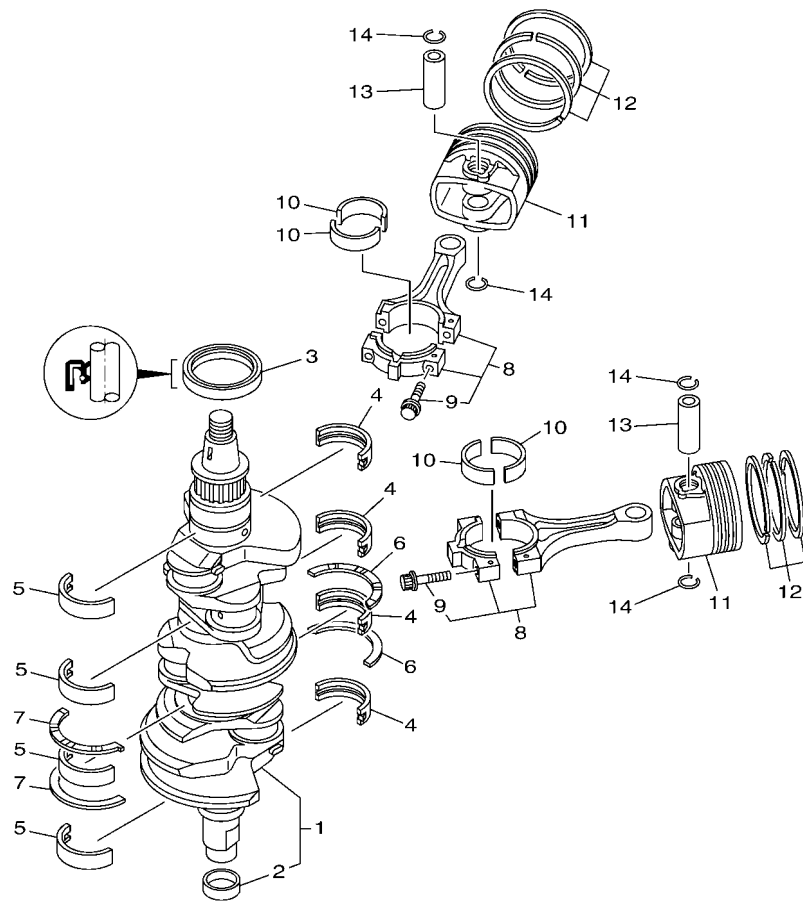
FIG. 3 CYLINDER & CRANKCASE 1

CARCAÇA DO CILINDRO 1

| REF. NO. | PART NO. No. PEÇA | DESCRIPTION DESCRIÇÃO | 6P2E | 6P3F | REMARKS OBSERVAÇÕES |
|----------|-------------------|-----------------------------------|------|------|---------------------|
| 55 | 6P2-83597-00 | CLAMP BRACADEIRA | 1 | 1 | |
| 56 | 6P2-85780-00 | SENSOR, KNOCK SENSOR | 1 | 1 | |
| 57 | 90465-11M10 | CLAMP BRACADEIRA | 1 | 1 | |
| 58 | 6P3-1240H-00-9S | ANODE ASSY ANODO COMPLET | 1 | 1 | AP AP |
| 59 | 90109-06M80 | .BOLT .PARAFUSO | 2 | 2 | |
| 60 | 6P3-11325-00 | .ANODE .ANODO | 1 | 1 | |
| 61 | 90105-05012 | .BOLT, FLANGE .PARAFUSO FLANGE | 1 | 1 | |
| 62 | 90430-05002 | .GASKET .GAXETA | 1 | 1 | |

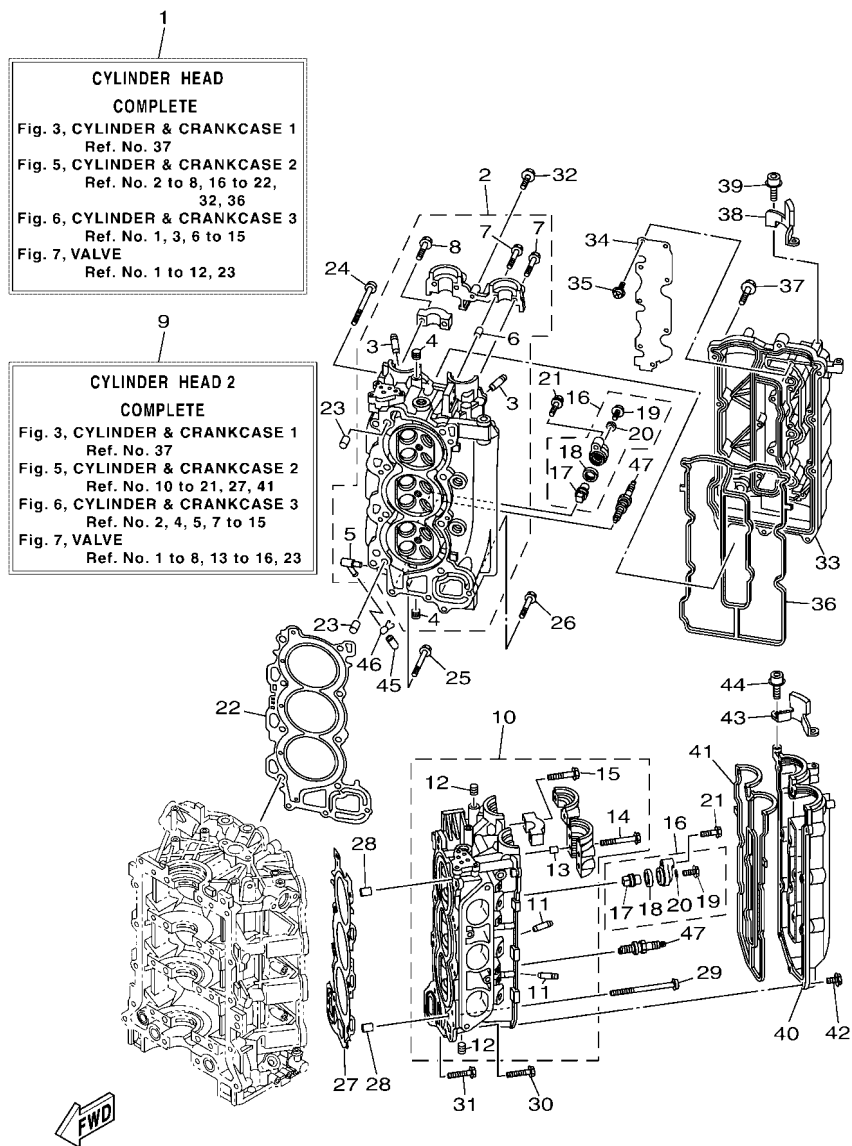
FIG. 4 CRANKSHAFT & PISTON

VIRABREQUIM E PISTAO




6ALB100-P040

| REF. NO. | PART NO. No. PEÇA | DESCRIPTION DESCRIÇÃO | 6P2E | 6P3F | REMARKS OBSERVAÇÕES |
|----------|-------------------|---|------|------|------------------------|
| 1 | 6P2-11410-10 | CRANKSHAFT VIRABREQUIM | 1 | 1 | |
| 2 | 6CB-11478-00 | .COLLAR .ESPACADOR | 1 | 1 | |
| 3 | 93102-63004 | OIL SEAL RETENTOR DE OLEO | 1 | 1 | |
| 4 | 6P2-11416-00 | PLANE BEARING, CRANKSHAFT 1 ROLAMENTO PLANO DO VIRABREQ. 1 | 4 | 4 | UR YELLOW UR YELLOW |
| | 6P2-11416-10 | PLANE BEARING, CRANKSHAFT 1 ROLAMENTO PLANO DO VIRABREQ. 1 | 4 | 4 | UR GREEN UR GREEN |
| | 6P2-11416-20 | PLANE BEARING, CRANKSHAFT 1 ROLAMENTO PLANO DO VIRABREQ. 1 | 4 | 4 | UR BLUE UR BLUE |
| 5 | 6P2-11417-00 | PLANE BEARING, CRANKSHAFT 2 BRONZINA PLANA DO VIRABREQUIM | 4 | 4 | UR YELLOW UR YELLOW |
| | 6P2-11417-10 | PLANE BEARING, CRANKSHAFT 2 BRONZINA PLANA DO VIRABREQUIM | 4 | 4 | UR GREEN UR GREEN |
| | 6P2-11417-20 | PLANE BEARING, CRANKSHAFT 2 BRONZINA PLANA DO VIRABREQUIM | 4 | 4 | UR BLUE UR BLUE |
| 6 | 6AW-11426-01 | BEARING, THRUST 1 ROLAMENTO DE PROPULSAO 1 | 2 | 2 | |
| 7 | 6AW-11427-01 | BEARING, THRUST 2 ROLAMENTO DE PROPULSAO 2 | 2 | 2 | |
| 8 | 6P2-11650-00 | CONNECTING ROD ASSY BIELA COMPLETA | 6 | 6 | |
| 9 | 63P-11654-10 | .BOLT, CONNECTING ROD .PARAFUSO DA BIELA | 2 | 2 | |
| 10 | 6P2-11656-00 | PLANE BEARING, CONNECTING ROD BRONZINA PLANA DA BIELA | 12 | 12 | UR YELLOW UR YELLOW |
| | 6P2-11656-10 | PLANE BEARING, CONNECTING ROD BRONZINA PLANA DA BIELA | 12 | 12 | UR GREEN UR GREEN |
| | 6P2-11656-20 | PLANE BEARING, CONNECTING ROD BRONZINA PLANA DA BIELA | 12 | 12 | UR BLUE UR BLUE |
| 11 | 6P2-11631-10-93 | PISTON (STD) PISTAO (STD) | 6 | 6 | |
| | 6P2-11635-10 | PISTON (0.25MM O/S) PISTAO (0.25MM O/S) | 6 | 6 | AP AP |
| 12 | 63P-11603-01 | PISTON RING SET (STD) JOGO DE ANEIS (STD) | 6 | 6 | |
| | 63P-11604-00 | PISTON RING SET (0.25MM O/S) JOGO DE ANEIS (0.25MM O/S) | 6 | 6 | AP AP |
| 13 | 63P-11633-10 | PIN, PISTON PINO DO PISTAO | 6 | 6 | |
| 14 | 63P-11634-00 | CLIP, PISTON PIN PRESILHA DO PINO DO PISTAO | 12 | 12 | |

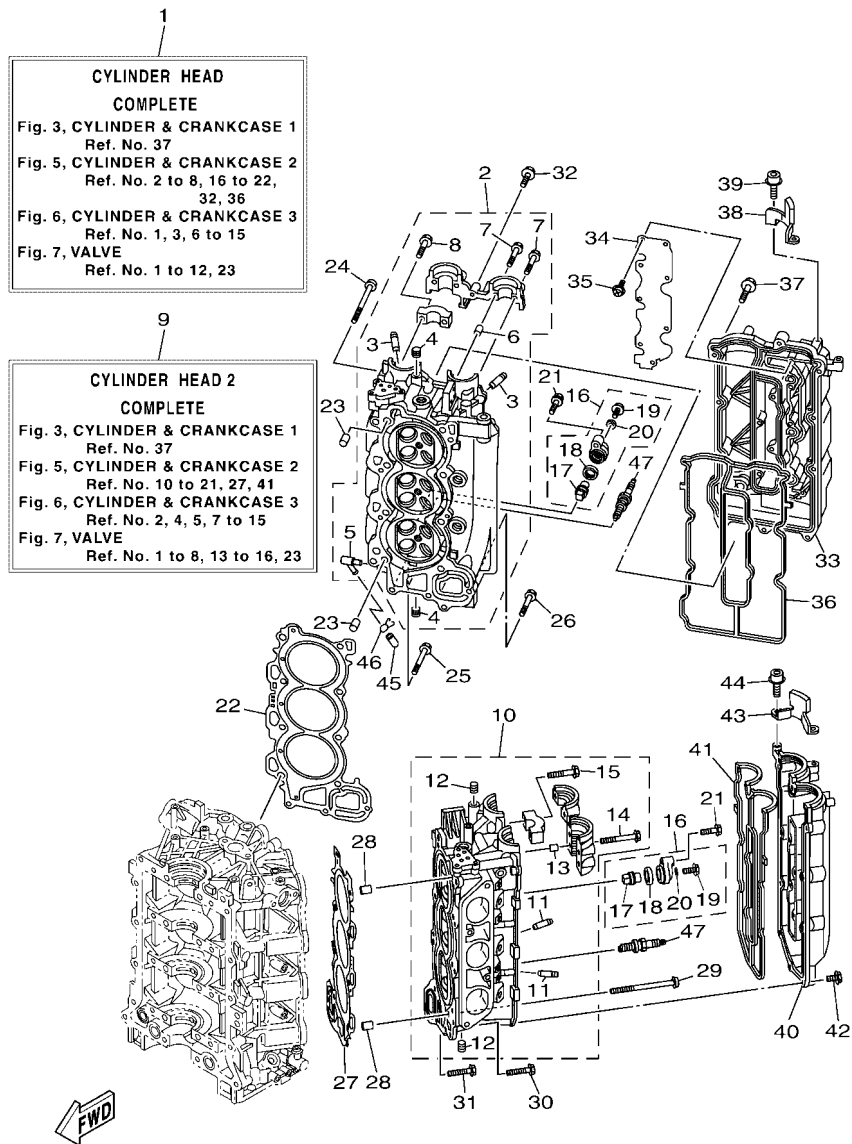


6ALD100-R050

FIG. 5 CYLINDER & CRANKCASE 2

CARCAÇA DO CILINDRO 2

| REF. NO. | PART NO. No. PEÇA | DESCRIPTION DESCRIÇÃO | 6P2E | 6P3F | | REMARKS OBSERVAÇÕES |
|----------|-------------------|---|------|------|--|---------------------|
| 1 | 6P2-W009A-04-9S | CYLINDER HEAD COMPLETE CABECOTE DO CILINDRO CONJ | 1 | 1 | | |
| 2 | 6P2-11110-11-9S | CYLINDER HEAD ASSY CABECOTE DO CILINDRO CONJ. | 1 | 1 | | |
| 3 | 6S5-11133-10 | .GUIDE, VALVE 1 .GUIA DA VALVULA 1 | 12 | 12 | | |
| 4 | 90344-51019 | .PLUG, TAPER SCREW .TAMPAO DO PARAFUSO | 7 | 7 | | |
| 5 | 676-11372-00 | .NIPPLE, HOSE .JUNCAO DA MANGUEIRA | 1 | 1 | | |
| 6 | 91809-08006 | .PIN, DOWEL .PINO GUIA | 2 | 2 | | |
| 7 | 90119-07001 | .BOLT, WITH WASHER .PARAFUSO COM ARRUELA | 4 | 4 | | |
| 8 | 90119-07234 | .BOLT, WITH WASHER .PARAFUSO COM ARRUELA | 14 | 14 | | |
| 9 | 6P2-W009C-04-9S | CYLINDER HEAD 2 COMPLETE CABECOTE DO CILINDRO CONJ. 2 | 1 | 1 | | |
| 10 | 6P2-11120-11-9S | CYLINDER HEAD ASSY 2 CABECOTE DO CILINDRO CONJ. 2 | 1 | 1 | | |
| 11 | 6S5-11133-10 | .GUIDE, VALVE 1 .GUIA DA VALVULA 1 | 12 | 12 | | |
| 12 | 90344-51019 | .PLUG, TAPER SCREW .TAMPAO DO PARAFUSO | 3 | 3 | | |
| 13 | 91809-08006 | .PIN, DOWEL .PINO GUIA | 4 | 4 | | |
| 14 | 90119-07235 | .BOLT/WASHER-CAM CAPS .PARAFUSO COM ARRUELA | 6 | 6 | | |
| 15 | 90119-07234 | .BOLT, WITH WASHER .PARAFUSO COM ARRUELA | 12 | 12 | | |
| 16 | 69J-11301-00 | ANODE COVER ASSY CAPA DO ANODO C.J. | 4 | 4 | | |
| 17 | 67F-11325-01 | .ANODE .ANODO | 1 | 1 | | |
| 18 | 67F-11328-00 | .GROMMET, ANODE .ILHO DO ANODO | 1 | 1 | | |
| 19 | 90105-06M07 | .BOLT, FLANGE .PARAFUSO FLANGE | 1 | 1 | | |
| 20 | 90430-06M03 | .GASKET .GAXETA | 1 | 1 | | |
| 21 | 97575-08540 | BOLT, WITH WASHER PARAFUSO COM ARRUELA | 4 | 4 | | |
| 22 | 6P2-11181-00 | GASKET, CYLINDER HEAD 1 GAXETA, CABECOTE DO CILINDRO 1 | 1 | 1 | | |
| 23 | 99530-14016 | PIN, DOWEL PINO GUIA | 2 | 2 | | |
| 24 | 90155-10004 | SCREW, FLAT FILLISTER PARAFUSO | 8 | 8 | | |
| 25 | 90119-08M91 | BOLT, WITH WASHER PARAFUSO COM ARRUELA | 2 | 2 | | |
| 26 | 90119-08021 | BOLT, WITH WASHER PARAFUSO COM ARRUELA | 1 | 1 | | |
| 27 | 6P2-11182-00 | GASKET, CYLINDER HEAD 2 GAXETA CABECOTE DO CILINDRO 2 | 1 | 1 | | |



6ALD100-R050

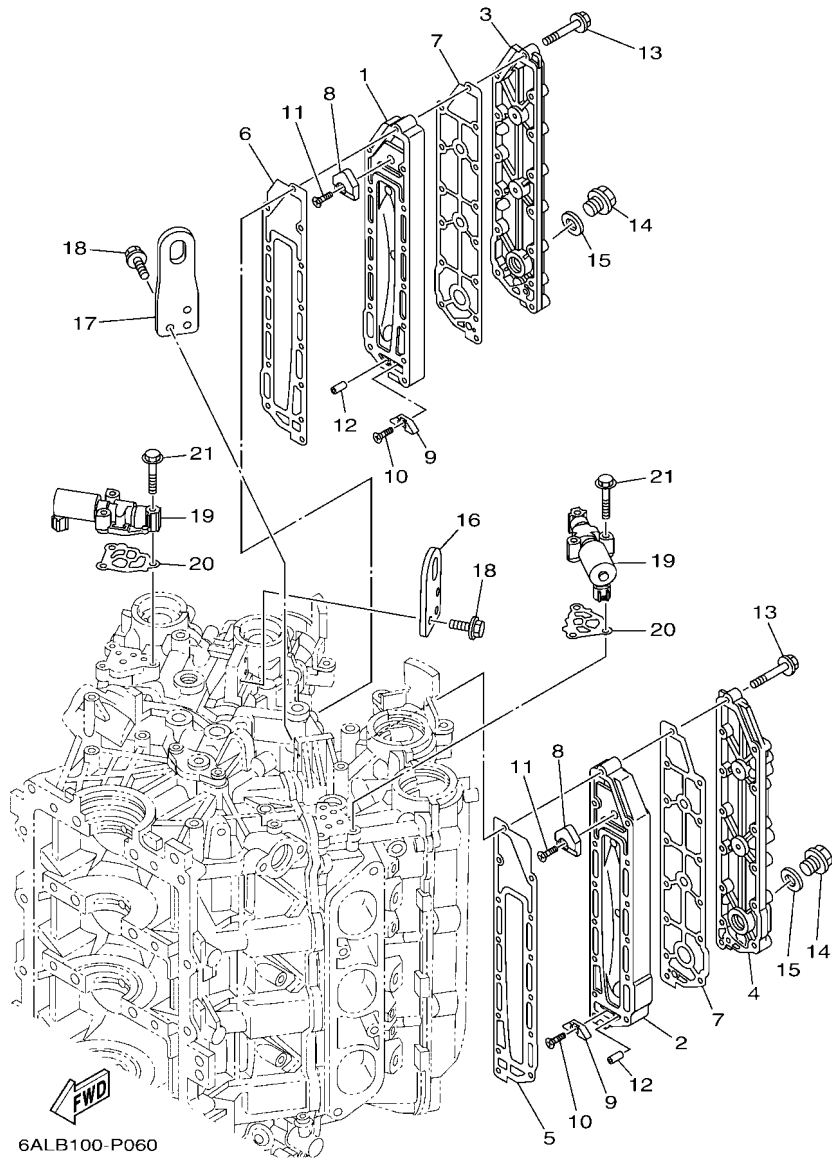
FIG. 5 CYLINDER & CRANKCASE 2

CARCAÇA DO CILINDRO 2

| REF. NO. | PART NO. No. PEÇA | DESCRIPTION DESCRIÇÃO | 6P2E | 6P3F | REMARKS OBSERVAÇÕES |
|----------|-------------------|--|------|------|---------------------|
| 28 | 99530-14016 | PIN, DOWEL PINO GUIA | 2 | 2 | |
| 29 | 90155-10004 | SCREW, FLAT FILLISTER PARAFUSO | 8 | 8 | |
| 30 | 90119-08M91 | BOLT, WITH WASHER PARAFUSO COM ARRUELA | 2 | 2 | |
| 31 | 90119-08021 | BOLT, WITH WASHER PARAFUSO COM ARRUELA | 1 | 1 | |
| 32 | 97595-06530 | BOLT, WITH WASHER PARAFUSO COM ARRUELA | 1 | 1 | |
| 33 | 6P2-11191-00-9S | COVER, CYLINDER HEAD 1 TAMPA, CABECOTE DO CILINDRO 1 | 1 | 1 | |
| 34 | 6P2-11135-00 | PLATE, BREATHER 3 PLACA DE RESPIRO 3 | 1 | 1 | |
| 35 | 97607-04208 | SCREW, WITH WASHER PARAFUSO | 9 | 9 | |
| 36 | 6P2-11193-00 | GASKET, HEAD COVER 1 GAXETA DA TAMPA DO CABECOTE 1 | 1 | 1 | |
| 37 | 97595-06530 | BOLT, WITH WASHER PARAFUSO COM ARRUELA | 14 | 14 | |
| 38 | 6P2-15142-00 | GUIDE 1 GUIA 1 | 1 | 1 | |
| 39 | 90110-06150 | BOLT, HEXAGON SOCKET HEAD PARAFUSO HEXAGONAL INTERNO | 2 | 2 | |
| 40 | 6P2-11192-00-9S | COVER, CYLINDER HEAD 2 TAMPA, CABECOTE DO CILINDRO 2 | 1 | 1 | |
| 41 | 6P2-11194-00 | GASKET, HEAD COVER 2 GAXETA DO CABECOTE DO CILINDRO | 1 | 1 | |
| 42 | 97595-06530 | BOLT, WITH WASHER PARAFUSO COM ARRUELA | 14 | 14 | |
| 43 | 6P2-15143-00 | GUIDE GUIA | 1 | 1 | |
| 44 | 90110-06150 | BOLT, HEXAGON SOCKET HEAD PARAFUSO HEXAGONAL INTERNO | 2 | 2 | |
| 45 | 6P2-13448-00 | CAP CAPA | 1 | 1 | |
| 46 | 90467-08M18 | CLIP PRESILHA | 1 | 1 | |
| 47 | 94702-00400 | PLUG, SPARK (NGK LFR6A-11) VELA DE IGNICAO (NGK LFR6A-11) | 6 | 6 | |

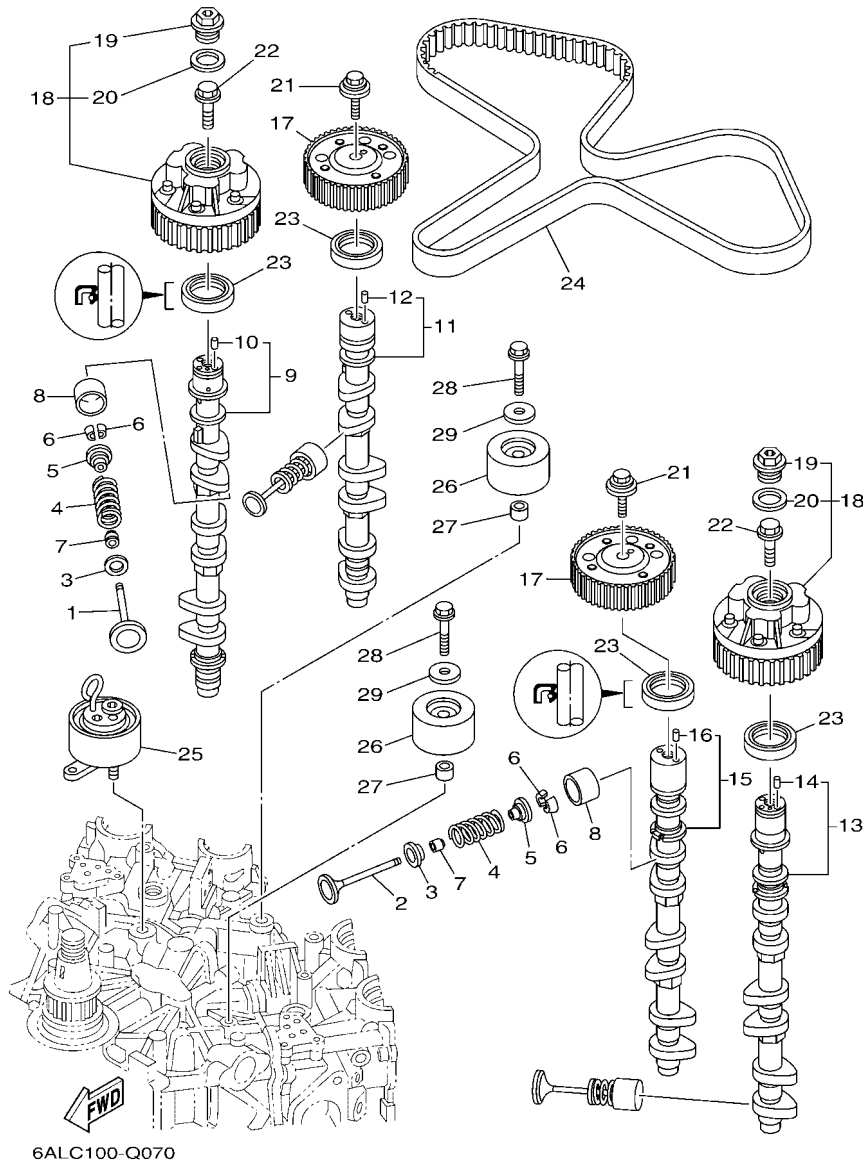
FIG. 6 CYLINDER & CRANKCASE 3

CARCAÇA DO CILINDRO 3



6ALB100-P060

| REF. NO. | PART NO. No. PEÇA | DESCRIPTION DESCRIÇÃO | 6P2E | 6P3F | | REMARKS OBSERVAÇÕES |
|----------|-------------------|---|------|------|--|---------------------|
| 1 | 69J-41111-01-9S | INNER COVER, EXHAUST TAMPA INTERNA DO ESCAPE | 1 | 1 | | |
| 2 | 69J-41121-01-9S | INNER COVER, EXHAUST TAMPA INTERNA DO ESCAPE | 1 | 1 | | |
| 3 | 69J-41113-02-9S | OUTER COVER, EXHAUST TAMPA EXTERNA DO ESCAPE | 1 | 1 | | |
| 4 | 69J-41123-02-9S | OUTER COVER, EXHAUST TAMPA EXTERNA DO ESCAPE | 1 | 1 | | |
| 5 | 6P2-41112-00 | GASKET, EXHAUST INNER COVER GAXETA TAMPA INTERNA DO ESCAPE | 1 | 1 | | |
| 6 | 6P2-41122-00 | GASKET, EXHAUST INNER COVER GAXETA TAMPA INTERNA DO ESCAPE | 1 | 1 | | |
| 7 | 6P2-41114-00 | GASKET, EXHAUST OUTER COVER GAXETA TAMPA EXTERNA DO ESCAPE | 2 | 2 | | |
| 8 | 6P2-11325-00 | ANODE ANODO | 2 | 2 | | |
| 9 | 6E5-11325-00 | ANODE ANODO | 2 | 2 | | |
| 10 | 98780-04016 | SCREW, FLAT HEAD PARAFUSO CABECA PLANA | 2 | 2 | | |
| 11 | 90151-06M02 | SCREW, COUNTERSUNK PARAFUSO TRAMBULADOR | 2 | 2 | | |
| 12 | 91690-40010 | PIN, SPRING PINO MOLA | 2 | 2 | | |
| 13 | 90119-06027 | BOLT, WITH WASHER PARAFUSO COM ARRUELA | 28 | 28 | | |
| 14 | 90340-18M09 | PLUG, STRAIGHT SCREW TAMPAO DO DRENO | 2 | 2 | | |
| 15 | 90201-186F1 | WASHER, PLATE ARRUELA PLANA | 2 | 2 | | |
| 16 | 6P2-11119-00 | HANGER, ENGINE ALCA DO MOTOR | 1 | 1 | | |
| 17 | 6P2-1111E-00 | HANGER, ENGINE 2 ALCA DO MOTOR 2 | 1 | 1 | | |
| 18 | 90105-06M09 | BOLT, FLANGE PARAFUSO FLANGE | 6 | 6 | | |
| 19 | 6CB-86120-00 | SOLENOID VALVE ASSY VALVULA SOLENOIDE CONJ. | 2 | 2 | | |
| 20 | 6CB-1242F-00 | GASKET, FILTER GAXETA DO FILTRO | 2 | 2 | | |
| 21 | 90105-06035 | BOLT, FLANGE PARAFUSO FLANGE | 6 | 6 | | |

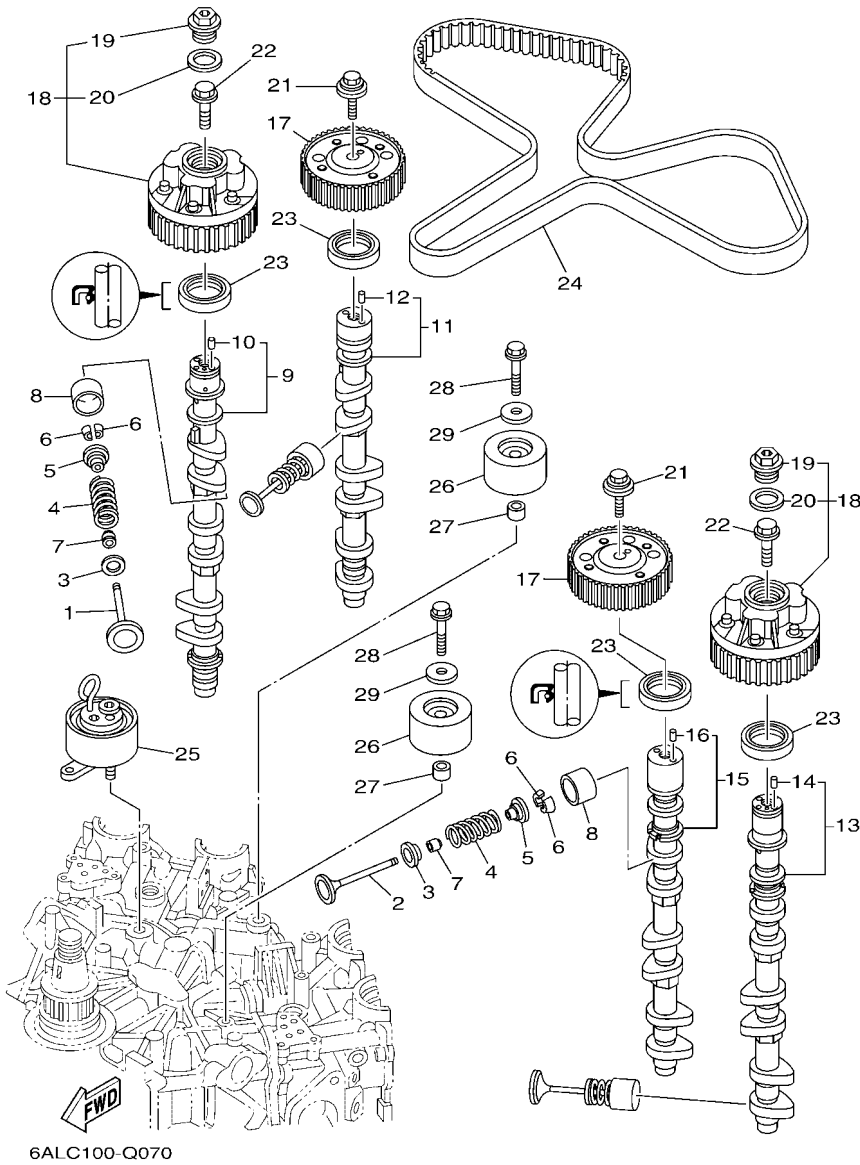


6ALC100-Q070

FIG. 7 VALVE

VALVULA

| REF. NO. | PART NO. No. PEÇA | DESCRIPTION DESCRIÇÃO | 6P2E | 6P3E | REMARKS OBSERVAÇÕES |
|----------|-------------------|--|------|------|---------------------|
| 1 | 6P2-12111-10 | VALVE, INTAKE VALVULA DE ADMISSAO | 12 | 12 | |
| 2 | 6DX-12121-00 | VALVE, EXHAUST VALVULA DE ESCAPE | 12 | 12 | |
| 3 | K0F-A3743-00 | SEAT, VALVE SPRING ASSENTO INFERIOR DA MOLA | 24 | 24 | |
| 4 | 6CB-12113-00 | SPRING, VALVE INNER MOLA INTERNA DA VALVULA | 24 | 24 | |
| 5 | K0F-A3741-00 | RETAINER, VALVE SPRING ASSENTO DA MOLA DA VALVULA | 24 | 24 | |
| 6 | K0F-A3742-00 | LOCK, VALVE SPRING RETAINER TRAVA DA VALVULA | 48 | 48 | |
| 7 | 51Y-12119-00 | SEAL, VALVE STEM RETENTOR DA HASTE DA VALVULA | 24 | 24 | |
| 8 | K0F-A3751-00 | LIFTER, VALVE (3.000) LEVANTADOR DA VALVULA (3.000) | 24 | 24 | UR |
| | K0F-A3751-10 | LIFTER, VALVE (3.025) LEVANTADOR DA VALVULA (3.025) | 24 | 24 | UR |
| | K0F-A3751-20 | LIFTER, VALVE (3.050) LEVANTADOR DA VALVULA (3.050) | 24 | 24 | UR |
| | K0F-A3751-30 | LIFTER, VALVE (3.075) LEVANTADOR DA VALVULA (3.075) | 24 | 24 | UR |
| | K0F-A3751-40 | LIFTER, VALVE (3.100) LEVANTADOR DA VALVULA (3.100) | 24 | 24 | UR |
| | K0F-A3751-50 | LIFTER, VALVE (3.122) LEVANTADOR DA VALVULA (3.122) | 24 | 24 | UR |
| | K0F-A3751-60 | LIFTER, VALVE (3.142) LEVANTADOR DA VALVULA (3.142) | 24 | 24 | UR |
| | K0F-A3751-70 | LIFTER, VALVE (3.162) LEVANTADOR DA VALVULA (3.162) | 24 | 24 | UR |
| | K0F-A3751-80 | LIFTER, VALVE (3.182) LEVANTADOR DA VALVULA (3.182) | 24 | 24 | UR |
| | K0F-A3751-90 | LIFTER, VALVE (3.202) LEVANTADOR DA VALVULA (3.202) | 24 | 24 | UR |
| | K0F-A3751-A0 | LIFTER, VALVE (3.222) LEVANTADOR DA VALVULA (3.222) | 24 | 24 | UR |
| | K0F-A3751-B0 | LIFTER, VALVE (3.242) LEVANTADOR DA VALVULA (3.242) | 24 | 24 | UR |
| | K0F-A3751-C0 | LIFTER, VALVE (3.262) LEVANTADOR DA VALVULA (3.262) | 24 | 24 | UR |
| | K0F-A3751-D0 | LIFTER, VALVE (3.282) LEVANTADOR DA VALVULA (3.282) | 24 | 24 | UR |
| | K0F-A3751-E0 | LIFTER, VALVE (3.302) LEVANTADOR DA VALVULA (3.302) | 24 | 24 | UR |
| | K0F-A3751-F0 | LIFTER, VALVE (3.322) LEVANTADOR DA VALVULA (3.322) | 24 | 24 | UR |
| | K0F-A3751-G0 | LIFTER, VALVE (3.342) LEVANTADOR DA VALVULA (3.342) | 24 | 24 | UR |
| | K0F-A3751-H0 | LIFTER, VALVE (3.362) LEVANTADOR DA VALVULA (3.362) | 24 | 24 | UR |
| | K0F-A3751-J0 | LIFTER, VALVE (3.382) LEVANTADOR DA VALVULA (3.382) | 24 | 24 | UR |
| | K0F-A3751-K0 | LIFTER, VALVE (3.402) LEVANTADOR DA VALVULA (3.402) | 24 | 24 | UR |



6ALC100-Q070

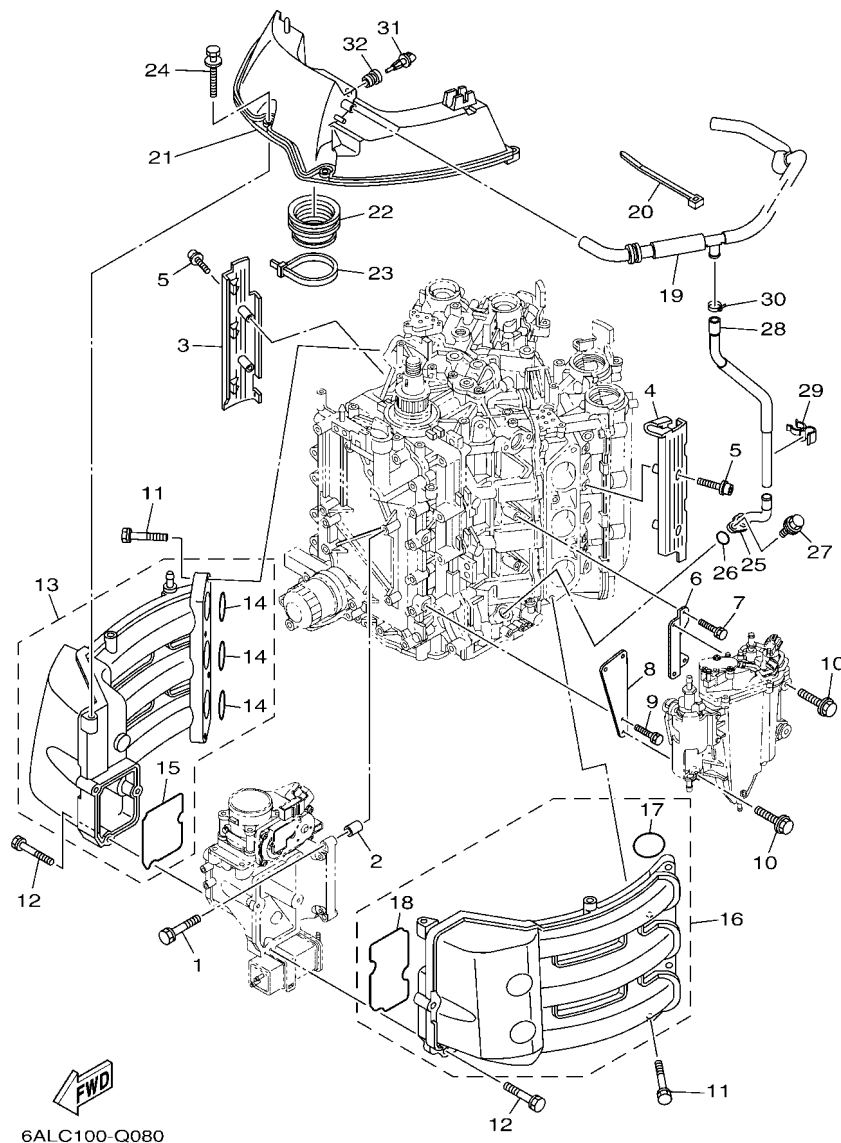
FIG. 7 VALVE

VALVULA

| REF. NO. | PART NO. No. PEÇA | DESCRIPTION DESCRIÇÃO | 6P2F | 6P3F | REMARKS OBSERVAÇÕES |
|----------|-------------------|--|------|------|---------------------|
| 8 | K0F-A3751-L0 | LIFTER, VALVE (3.422) LEVANTADOR DA VALVULA (3.422) | 24 | 24 | UR |
| | K0F-A3751-M0 | LIFTER, VALVE (3.442) LEVANTADOR DA VALVULA (3.442) | 24 | 24 | UR |
| | K0F-A3751-N0 | LIFTER, VALVE (3.462) LEVANTADOR DA VALVULA (3.462) | 24 | 24 | UR |
| | K0F-A3751-P0 | LIFTER, VALVE (3.482) LEVANTADOR DA VALVULA (3.482) | 24 | 24 | UR |
| | K0F-A3751-R0 | LIFTER, VALVE (3.502) LEVANTADOR DA VALVULA (3.502) | 24 | 24 | UR |
| | K0F-A3751-S0 | LIFTER, VALVE (3.522) LEVANTADOR DA VALVULA (3.522) | 24 | 24 | UR |
| | K0F-A3751-T0 | LIFTER, VALVE (3.542) LEVANTADOR DA VALVULA (3.542) | 24 | 24 | UR |
| | K0F-A3753-00 | LIFTER, VALVE (3.562) LEVANTADOR DA VALVULA (3.562) | 24 | 24 | UR |
| | K0F-A3753-10 | LIFTER, VALVE (3.582) LEVANTADOR DA VALVULA (3.582) | 24 | 24 | UR |
| | K0F-A3753-20 | LIFTER, VALVE (3.602) LEVANTADOR DA VALVULA (3.602) | 24 | 24 | UR |
| | K0F-A3753-30 | LIFTER, VALVE (3.625) LEVANTADOR DA VALVULA (3.625) | 24 | 24 | UR |
| | K0F-A3753-40 | LIFTER, VALVE (3.650) LEVANTADOR DA VALVULA (3.650) | 24 | 24 | UR |
| | K0F-A3753-50 | LIFTER, VALVE (3.675) LEVANTADOR DA VALVULA (3.675) | 24 | 24 | UR |
| | K0F-A3753-60 | LIFTER, VALVE (3.700) LEVANTADOR DA VALVULA (3.700) | 24 | 24 | UR |
| | K0F-A3753-70 | LIFTER, VALVE (3.725) LEVANTADOR DA VALVULA (3.725) | 24 | 24 | UR |
| 9 | 6P2-12171-11 | CAMSHAFT 1 EIXO DE COMANDO 1 | 1 | 1 | |
| 10 | 93605-10108 | .PIN, DOWEL .PINO | 1 | 1 | |
| 11 | 6P2-12181-11 | CAMSHAFT 2 EIXO DE COMANDO 2 | 1 | 1 | |
| 12 | 93605-10108 | .PIN, DOWEL .PINO | 1 | 1 | |
| 13 | 6P2-12172-11 | CAMSHAFT 3 EIXO DE COMANDO 3 | 1 | 1 | |
| 14 | 93605-10108 | .PIN, DOWEL .PINO | 1 | 1 | |
| 15 | 6P2-12182-11 | CAMSHAFT 4 EIXO DE COMANDO 4 | 1 | 1 | |
| 16 | 93605-10108 | .PIN, DOWEL .PINO | 1 | 1 | |
| 17 | 6FA-11567-00 | GEAR, DRIVEN 2 ENGRENAGEM MOTRIZ 2 | 2 | 2 | |
| 18 | 6P2-12645-20 | PULLEY ASSY 1 POLIA CONJ. 1 | 2 | 2 | |
| 19 | 6P2-12623-00 | .BOLT .PARAFUSO | 1 | 1 | |
| 20 | 6P2-12663-00 | .GASKET .GAXETA | 1 | 1 | |

FIG. 8 INTAKE 1

ADMISSAO 1

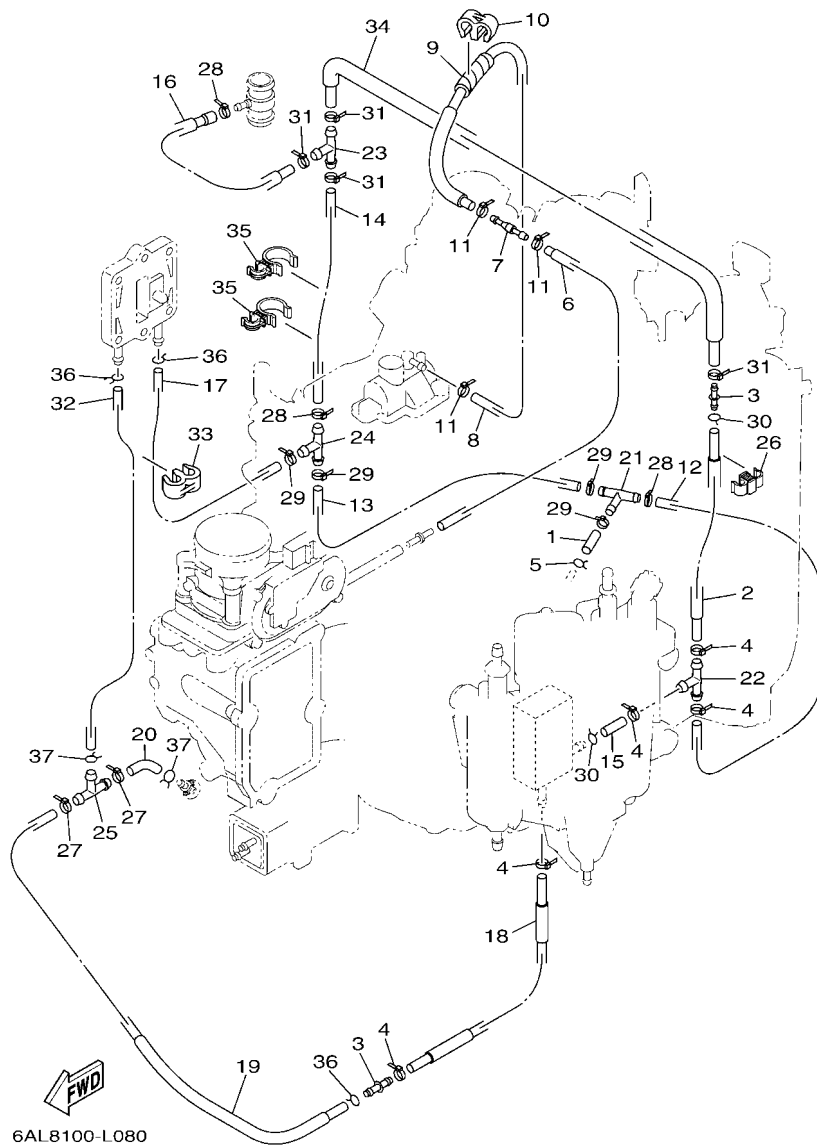


6ALC100-Q080

| REF. NO. | PART NO. No. PEÇA | DESCRIPTION DESCRIÇÃO | 6P2E | 6P3F | REMARKS OBSERVAÇÕES |
|----------|-------------------|---|------|------|---------------------|
| 1 | 97575-08540 | BOLT, WITH WASHER PARAFUSO COM ARRUELA | 4 | 4 | |
| 2 | 99530-10114 | PIN, DOWEL PINO GUIA | 2 | 2 | |
| 3 | 6P2-13564-00 | COVER, MANIFOLD TAMPA DO TUBO MULTIPLO | 1 | 1 | |
| 4 | 6P2-13594-00 | COVER, MANIFOLD 2 JUNCAO DO TUBO MULTIPLO 2 | 1 | 1 | |
| 5 | 90110-06038 | BOLT, HEXAGON SOCKET HEAD PARAFUSO HEXAGONAL INTERNO | 4 | 4 | |
| 6 | 6P2-24422-10 | PLATE PLACA | 1 | 1 | |
| 7 | 97575-06516 | BOLT, WITH WASHER PARAFUSO COM ARRUELA | 2 | 2 | |
| 8 | 6P2-24419-00 | BRKT., SEPARATOR SUPORTE DO SEPARADOR | 1 | 1 | |
| 9 | 97575-06516 | BOLT, WITH WASHER PARAFUSO COM ARRUELA | 2 | 2 | |
| 10 | 90119-06269 | BOLT, WITH WASHER PARAFUSO COM ARRUELA | 4 | 4 | |
| 11 | 97575-08540 | BOLT, WITH WASHER PARAFUSO COM ARRUELA | 8 | 8 | |
| 12 | 90119-06MA6 | BOLT, WITH WASHER PARAFUSO COM ARRUELA | 7 | 7 | |
| 13 | 6P2-13641-00 | MANIFOLD, INTAKE 1 TUBO MULTIPLO DE ADMISSAO 1 | 1 | 1 | |
| 14 | 6P2-13645-00 | .GASKET, MANIFOLD 1 .GAXETA DO TUBO MULTIPLO 1 | 3 | 3 | |
| 15 | 6P2-13646-00 | .GASKET, MANIFOLD 2 .GAXETA DO TUBO MULTIPLO 2 | 1 | 1 | |
| 16 | 6P2-13642-00 | MANIFOLD 2 TUBO MULTIPLO 2 | 1 | 1 | |
| 17 | 6P2-13645-00 | .GASKET, MANIFOLD 1 .GAXETA DO TUBO MULTIPLO 1 | 3 | 3 | |
| 18 | 6P2-13647-00 | .GASKET, MANIFOLD 3 .GAXETA DO TUBO MULTIPLO 3 | 1 | 1 | |
| 19 | 6P2-15373-02 | PIPE, BREATHER TUBO DO RESPIRO | 1 | 1 | |
| 20 | 90465-13M18 | CLAMP BRACADEIRA | 1 | 1 | |
| 21 | 6P2-14440-00 | SILENCER ASSY, INTAKE SILENCIADOR DA ADMISSAO CONJ. | 1 | 1 | |
| 22 | 6P2-1441J-00 | PIPE, SILENCER TUBO DO SILENCIADOR | 1 | 1 | |
| 23 | 90464-99004 | CLAMP BRACADEIRA | 1 | 1 | |
| 24 | 90119-06M88 | BOLT, WITH WASHER PARAFUSO COM ARRUELA | 4 | 4 | |
| 25 | 6P2-11372-00 | NIPPLE, HOSE JUNCAO DA MANGUEIRA | 1 | 1 | |
| 26 | 93210-19MJ3 | O-RING ANEL DE BORRACHA | 1 | 1 | |
| 27 | 97595-06620 | BOLT, WITH WASHER PARAFUSO COM ARRUELA | 1 | 1 | |

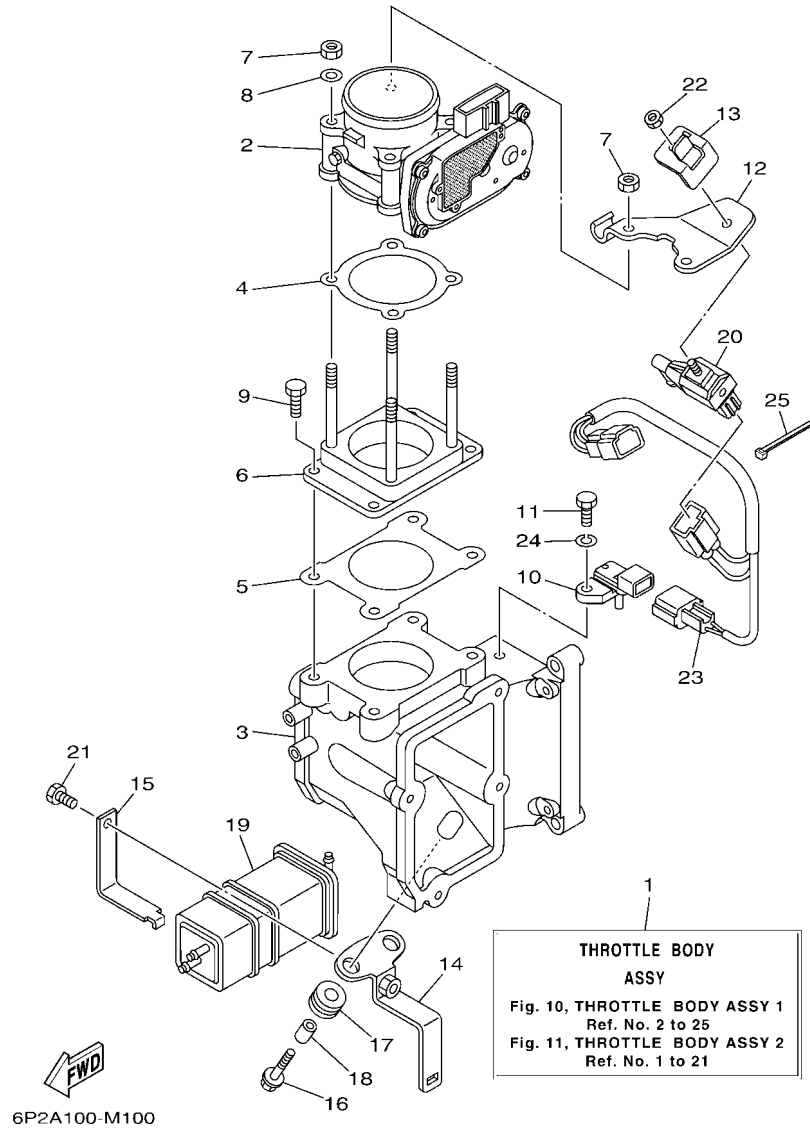
FIG. 9 INTAKE 2

ADMISSAO 2



6AL8100-L080

| REF. NO. | PART NO. No. PEÇA | DESCRIPTION DESCRIÇÃO | 6P2E | 6P3F | REMARKS OBSERVAÇÕES |
|----------|-------------------|-----------------------------------|------|------|---------------------|
| 1 | 90445-09040 | HOSE (L50) TUBO (L50) | 1 | 1 | |
| 2 | 6P2-12484-01 | PIPE 4 TUBO 4 | 1 | 1 | |
| 3 | 6CE-24376-01 | PIPE, JOINT 1 JUNCAO DO TUBO 1 | 2 | 2 | |
| 4 | 90465-11M10 | CLAMP BRACADEIRA | 5 | 5 | |
| 5 | 90467-09M03 | CLIP PRESILHA | 1 | 1 | |
| 6 | 6P2-12482-00 | PIPE 2 TUBO 2 | 1 | 1 | |
| 7 | 6E5-21744-00 | BREATHER RESPIRO | 1 | 1 | |
| 8 | 6P2-12483-00 | PIPE 3 TUBO 3 | 1 | 1 | |
| 9 | 90446-10M01 | HOSE (L60) TUBO (L60) | 1 | 1 | |
| 10 | 90464-60067 | CLAMP BRACADEIRA | 1 | 1 | |
| 11 | 90465-11M10 | CLAMP BRACADEIRA | 3 | 3 | |
| 12 | 90445-09041 | HOSE (L500) TUBO (L500) | 1 | 1 | |
| 13 | 90445-09224 | HOSE (L270) TUBO (L270) | 1 | 1 | |
| 14 | 90445-09097 | HOSE (L250) TUBO (L250) | 1 | 1 | |
| 15 | 90445-09220 | HOSE (L30) TUBO (L30) | 1 | 1 | |
| 16 | 6P2-12485-00 | PIPE 5 TUBO 5 | 1 | 1 | |
| 17 | 6P2-1248A-00 | PIPE 8 TUBO 8 | 1 | 1 | |
| 18 | 6P2-1248E-00 | PIPE 9 TUBO 9 | 1 | 1 | |
| 19 | 6P2-14752-00 | PIPE, OUTLET TUBO DE ESCAPE | 1 | 1 | |
| 20 | 61A-24316-00 | PIPE 6 TUBO 6 | 1 | 1 | |
| 21 | 688-24378-00 | PIPE, JOINT 3 JUNCAO DO TUBO 3 | 1 | 1 | |
| 22 | 688-24378-00 | PIPE, JOINT 3 JUNCAO DO TUBO 3 | 1 | 1 | |
| 23 | 688-24378-00 | PIPE, JOINT 3 JUNCAO DO TUBO 3 | 1 | 1 | |
| 24 | 688-24378-00 | PIPE, JOINT 3 JUNCAO DO TUBO 3 | 1 | 1 | |
| 25 | 688-24378-00 | PIPE, JOINT 3 JUNCAO DO TUBO 3 | 1 | 1 | |
| 26 | 90464-09013 | CLAMP BRACADEIRA | 1 | 1 | |
| 27 | 90465-11M10 | CLAMP BRACADEIRA | 2 | 2 | |



6P2A100-M100

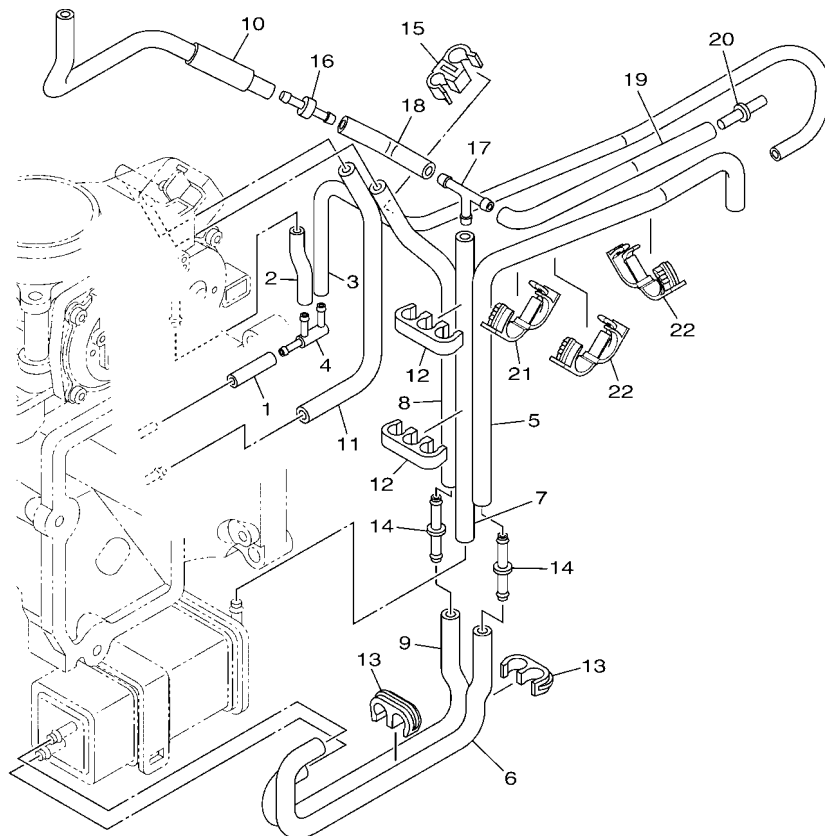
FIG. 10 THROTTLE BODY ASSY 1

CORPO DO ACELADOR CONJUNTO 1

| REF. NO. | PART NO. No. PEÇA | DESCRIPTION DESCRIÇÃO | 6P2F | 6P3F | REMARKS OBSERVAÇÕES |
|----------|-------------------|--|------|------|---------------------|
| 1 | 6P2-13750-10 | THROTTLE BODY ASSY CORPO DE ACELERAÇÃO CONJ. | 1 | 1 | |
| 2 | 6P2-13751-01 | BODY, THROTTLE 1 CORPO DE ACELERAÇÃO 1 | 1 | 1 | |
| 3 | 6P2-13711-00 | MIXING BODY CORPO DO MISTURADOR | 1 | 1 | |
| 4 | 6P2-13556-00 | GASKET, MANIFOLD GAXETA DO TUBO MULTIPLO | 1 | 1 | |
| 5 | 6P2-13557-00 | GASKET GAXETA | 1 | 1 | |
| 6 | 6P2-14360-00 | THROTTLE DAMPER ASSY AMORTIZADOR, ACELADOR CJ | 1 | 1 | |
| 7 | 6P2-13588-00 | NUT PORCA | 4 | 4 | |
| 8 | 6P2-13578-00 | WASHER ARRUELA | 2 | 2 | |
| 9 | 6P2-14496-00 | BOLT PARAFUSO | 4 | 4 | |
| 10 | 6P2-82380-00 | SENSOR, PRESSURE SENSOR DE PRESSÃO | 1 | 1 | |
| 11 | 6P2-13573-00 | BOLT 1 PARAFUSO 1 | 1 | 1 | |
| 12 | 6P2-14255-00 | PLATE PLACA | 1 | 1 | |
| 13 | 6P2-14159-00 | CLIP PRESILHA | 1 | 1 | |
| 14 | 6P2-2134X-00 | BRACKET, CANISTER SUPORTE | 1 | 1 | |
| 15 | 6P2-2419A-00 | HOLDER FIXADOR | 1 | 1 | |
| 16 | 90119-06M59 | BOLT, WITH WASHER PARAFUSO COM ARRUELA | 2 | 2 | |
| 17 | 90480-10M23 | GROMMET ILHO DE BORRACHA | 2 | 2 | |
| 18 | 90387-06289 | COLLAR ESPACADOR | 2 | 2 | |
| 19 | 6P2-24170-00 | CANISTER ASSY CANISTER | 1 | 1 | |
| 20 | 6C5-86120-00 | SOLENOID VALVE ASSY VALVULA SOLENOIDE CONJ. | 1 | 1 | |
| 21 | 6P2-13574-00 | BOLT 2 PARAFUSO 2 | 1 | 1 | |
| 22 | 69J-14164-00 | NUT, HOLDING PORCA DO PULVERIZADOR | 1 | 1 | |
| 23 | 6P2-8258A-00 | EXTENSION, WIRE HARNESS EXTENSÃO DO CHICOTE DE FIOS | 1 | 1 | |
| 24 | 68V-14356-00 | WASHER, SPRING ARRUELA DE PRESSÃO | 1 | 1 | |
| 25 | 68V-2481H-00 | CLAMP CINTA | 1 | 1 | |

FIG. 11 THROTTLE BODY ASSY 2

CORPO DO ACELERADOR CONJUNTO 2




6P28110-L100

| REF. NO. | PART NO. No. PEÇA | DESCRIPTION DESCRIÇÃO | 6P2F | 6P3F | REMARKS OBSERVAÇÕES |
|----------|-------------------|--|------|------|---------------------|
| 1 | 6P2-14349-00 | PIPE TUBO | 1 | 1 | |
| 2 | 6P2-13533-00 | HOSE, VACUUM SENSING 4 TUBO DE VACUO 4 | 1 | 1 | |
| 3 | 6P2-13532-10 | HOSE, VACUUM SENSING 3 TUBO DE VACUO 3 | 1 | 1 | |
| 4 | 6P2-13595-00 | JOINT JUNCAO | 1 | 1 | |
| 5 | 6P2-1475A-10 | PIPE 1 TUBO 1 | 1 | 1 | |
| 6 | 6P2-1475E-00 | PIPE 2 TUBO 2 | 1 | 1 | |
| 7 | 6P2-13545-00 | HOSE 1 MANGUEIRA 1 | 1 | 1 | |
| 8 | 6P2-1475F-00 | PIPE 3 TUBO 3 | 1 | 1 | |
| 9 | 6P2-1475G-00 | PIPE 4 TUBO 4 | 1 | 1 | |
| 10 | 6P2-13546-00 | HOSE 2 MANGUEIRA 2 | 1 | 1 | |
| 11 | 6P2-2416A-00 | HOSE MANGUEIRA | 1 | 1 | |
| 12 | 6P2-24135-00 | CLAMP 1 GRAMPO 1 | 2 | 2 | |
| 13 | 6P2-24136-00 | CLAMP 2 GRAMPO 2 | 2 | 2 | |
| 14 | 6P2-13758-00 | PIPE, JOINT TUBO CONECTOR | 2 | 2 | |
| 15 | 6P2-24137-00 | CLAMP 3 GRAMPO 3 | 1 | 1 | |
| 16 | 6E5-21744-00 | BREATHER RESPIRO | 1 | 1 | |
| 17 | 688-24378-00 | PIPE, JOINT 3 JUNCAO DO TUBO 3 | 1 | 1 | |
| 18 | 6P2-13547-00 | HOSE 3 MANGUEIRA 3 | 1 | 1 | |
| 19 | 6P2-13548-10 | HOSE, AIR 4 MANGUEIRA DE AR 4 | 1 | 1 | |
| 20 | 6P2-24376-00 | PIPE, JOINT 1 JUNCAO DO TUBO 1 | 1 | 1 | |
| 21 | 90464-18004 | CLAMP BRACADEIRA | 1 | 1 | |
| 22 | 90464-18004 | CLAMP BRACADEIRA | 2 | 2 | |

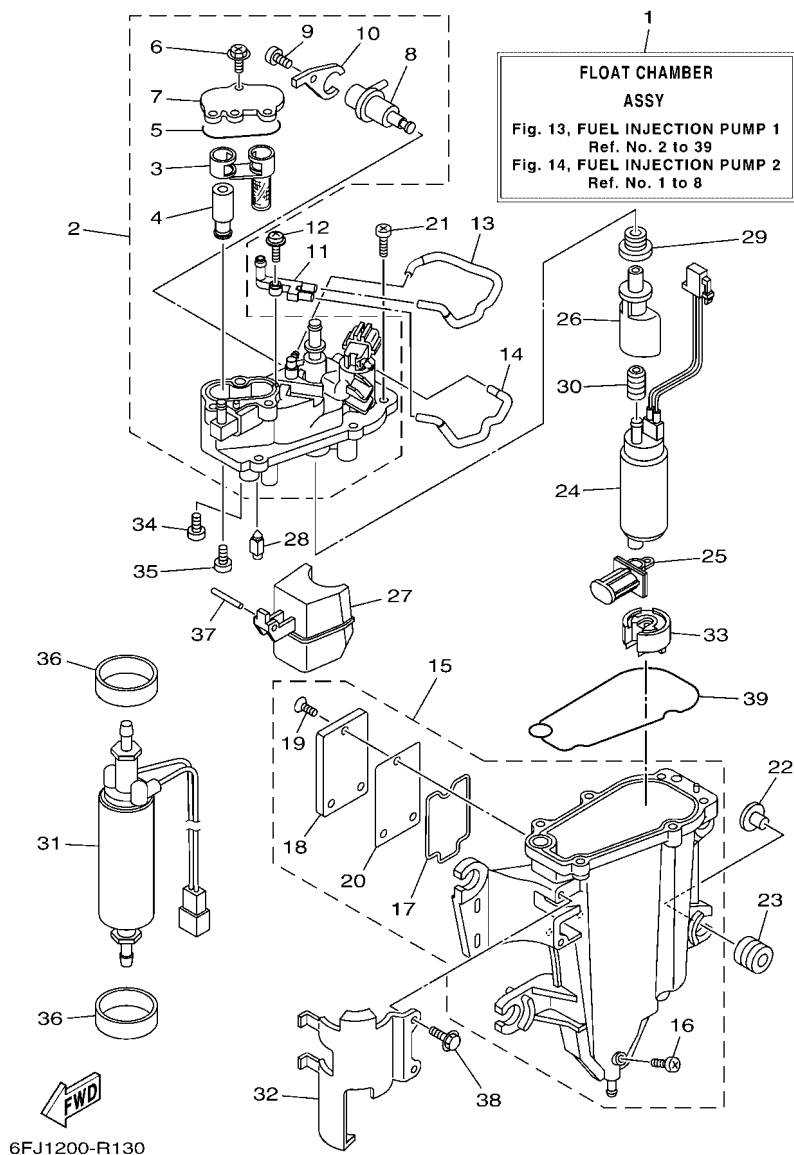


FIG. 13 FUEL INJECTION PUMP 1

BOMBA DE INJECÃO COMBUSTÍVEL 1

| REF. NO. | PART NO. No. PEÇA | DESCRIPTION DESCRIÇÃO | 6P2F | 6P3F | REMARKS OBSERVAÇÕES |
|----------|-------------------|---|------|------|---------------------|
| 1 | 6P2-14180-61 | FLOAT CHAMBER ASSY CAMARA DA BOIA CJ | 1 | 1 | |
| 2 | 6AW-14182-21 | COVER, FLOAT CHAMBER TAMPA DA CAMARA DA BOIA | 1 | 1 | |
| 3 | 6CB-24501-01 | .FILTER, FUEL .FILTRO DE COMBUSTIVEL | 1 | 1 | |
| 4 | 6CB-24460-10 | .RELIEF VALVE ASSY .VALVULA DE DESCOMPRESSAO COMP. | 1 | 1 | |
| 5 | 6CB-13016-00 | .O-RING .ANEL DE BORRACHA | 1 | 1 | |
| 6 | 6CB-14216-00 | .SCREW .PARAFUSO | 3 | 3 | |
| 7 | 6CB-24217-10 | .COVER .CAPA | 1 | 1 | |
| 8 | 6CB-13906-01 | .REGULATOR, PRESSURE .REGULADOR DE PRESSAO | 1 | 1 | |
| 9 | 6CB-14564-00 | .SCREW .PARAFUSO | 1 | 1 | |
| 10 | 6CB-14146-00 | .PLATE .PLACA | 1 | 1 | |
| 11 | 68V-24379-10 | PIPE, JOINT 4 JUNCAO DO TUBO 4 | 1 | 1 | |
| 12 | 68V-14216-00 | SCREW PARAFUSO | 1 | 1 | |
| 13 | 68V-1475H-00 | PIPE 5 TUBO 5 | 1 | 1 | |
| 14 | 68V-1475J-00 | PIPE 6 TUBO 6 | 1 | 1 | |
| 15 | 6AW-14181-11 | BODY, FLOAT CHAMBER 1 CORPO DA CAMARA DA BOIA 1 | 1 | 1 | |
| 16 | 6P2-14191-00 | .PLUG, DRAIN .TAMPAO DE DRENO | 1 | 1 | |
| 17 | 6CB-14239-00 | .SEAL .VEDACAO | 1 | 1 | |
| 18 | 6CB-24452-10 | .COVER .TAMPA | 1 | 1 | |
| 19 | 6CB-14429-01 | .SCREW .PARAFUSO | 3 | 3 | |
| 20 | 6CB-24482-00 | .GASKET 1 .GAXETA 1 | 1 | 1 | |
| 21 | 63P-14567-00 | SCREW PARAFUSO | 6 | 6 | |
| 22 | 63P-13716-00 | COLLAR ESPACADOR | 4 | 4 | |
| 23 | 6CB-13593-00 | DAMPER AMORTIZADOR | 4 | 4 | |
| 24 | 6P2-13907-30 | FUEL PUMP COMP. BOMBA DE COMBUSTIVEL COMPLETA | 1 | 1 | |
| 25 | 63P-13915-00 | FILTER FILTRO | 1 | 1 | |
| 26 | 6AW-13132-00 | JOINT JUNCAO | 1 | 1 | |
| 27 | 6CB-14985-00 | FLOAT BOIA | 1 | 1 | |

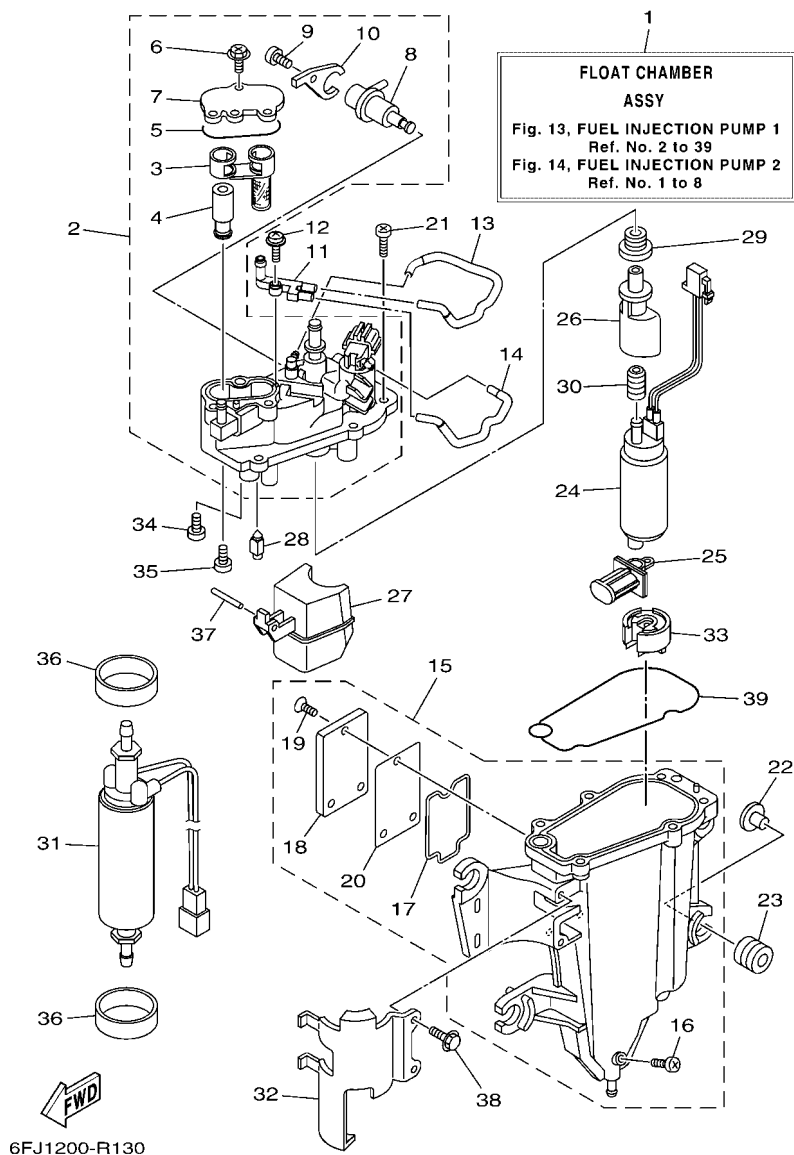


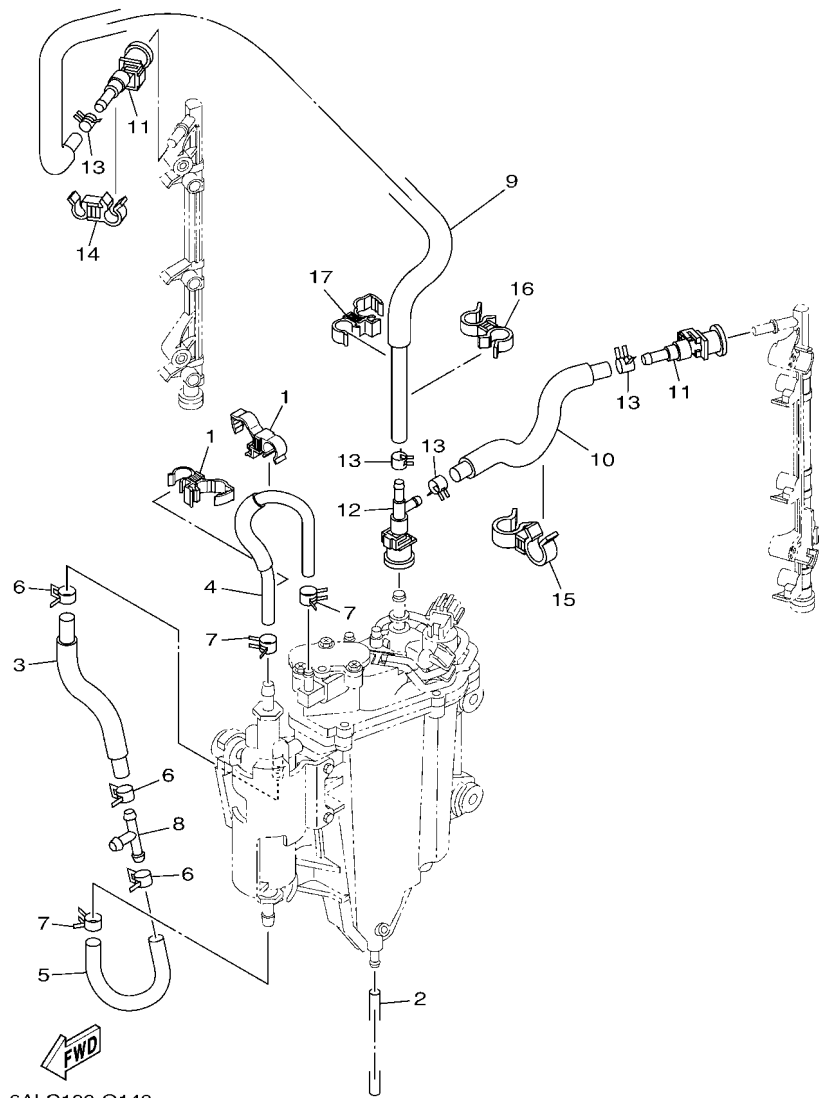
FIG. 13 FUEL INJECTION PUMP 1

BOMBA DE INJECÃO COMBUSTIVEL 1

| REF. NO. | PART NO. No. PEÇA | DESCRIPTION DESCRIÇÃO | 6P2F | 6P3F | REMARKS OBSERVAÇÕES |
|----------|-------------------|--|------|------|---------------------|
| 28 | 6CB-14546-00 | VALVE, NEEDLE VALVULA DA AGULHA | 1 | 1 | |
| 29 | 6CB-1447B-00 | BUSH 1 BUCHA 1 | 1 | 1 | |
| 30 | 6AW-13781-00 | DAMPER, PUMP AMORTIZADOR DA BOMBA | 1 | 1 | |
| 31 | 6CB-24410-00 | FUEL PUMP ASSY BOMBA DE COMBUSTIVEL CONJ. | 1 | 1 | |
| 32 | 6AW-24491-10 | BRACKET, FUEL PUMP SUPORTE BOMBA DE COMBUSTIVEL | 1 | 1 | |
| 33 | 6AW-13784-00 | COVER, PUMP TAMPA DA BOMBA | 1 | 1 | |
| 34 | 69J-24453-00 | SCREW PARAFUSO | 1 | 1 | |
| 35 | 68V-14592-10 | SCREW PARAFUSO | 1 | 1 | |
| 36 | 6CB-24492-00 | BUSH, FUEL PUMP BUCHA DA BOMBA DE COMB. | 2 | 2 | |
| 37 | 6P2-14386-00 | PIN, FLOAT PINO DA BOIA | 1 | 1 | |
| 38 | 6CB-24592-00 | BOLT PARAFUSO | 2 | 2 | |
| 39 | 6CB-14984-00 | GASKET, FLOAT CHAMBER GAXETA DA CAMARA DA BOIA. | 1 | 1 | |

FIG. 14 FUEL INJECTION PUMP 2

BOMBA DE INJECÃO COMBUSTIVEL 2



6ALC100-Q140

| REF. NO. | PART NO. No. PEÇA | DESCRIPTION DESCRIÇÃO | 6P2E | 6P3F | REMARKS OBSERVAÇÕES |
|----------|-------------------|---|------|------|---------------------|
| 1 | 90464-12012 | CLAMP BRACADEIRA | 2 | 2 | |
| 2 | 6P2-14149-00 | PIPE TUBO | 1 | 1 | |
| 3 | 6AW-24323-20 | PIPE 12 TUBO 12 | 1 | 1 | |
| 4 | 6AW-24324-30 | PIPE 13 TUBO 13 | 1 | 1 | |
| 5 | 6AW-24317-20 | PIPE 7 TUBO 7 | 1 | 1 | |
| 6 | 69J-14137-00 | CLIP PRESILHA | 3 | 3 | |
| 7 | 68V-13577-00 | CLIP PRESILHA | 3 | 3 | |
| 8 | 6E5-24378-00 | PIPE, JOINT 3 TUBO DE JUNCAO 3 | 1 | 1 | |
| 9 | 6P2-13973-30 | PIPE, FUEL 3 TUBO DE COMBUSTIVEL 3 | 1 | 1 | |
| 10 | 6P2-13974-30 | PIPE, FUEL 4 TUBO DE COMBUSTIVEL 4 | 1 | 1 | |
| 11 | 6AW-24300-10 | FUEL PIPE JOINT JUNCAO DO TUBO DE COMJUSTIVEL | 2 | 2 | |
| 12 | 6P2-24300-00 | FUEL PIPE JOINT JUNCAO DO TUBO DE COMJUSTIVEL | 1 | 1 | |
| 13 | 68V-13577-00 | CLIP PRESILHA | 4 | 4 | |
| 14 | 90464-12010 | CLAMP BRACADEIRA | 1 | 1 | |
| 15 | 90464-18005 | CLAMP BRACADEIRA | 1 | 1 | |
| 16 | 90464-12009 | CLAMP BRACADEIRA | 1 | 1 | |
| 17 | 90464-12012 | CLAMP BRACADEIRA | 1 | 1 | |

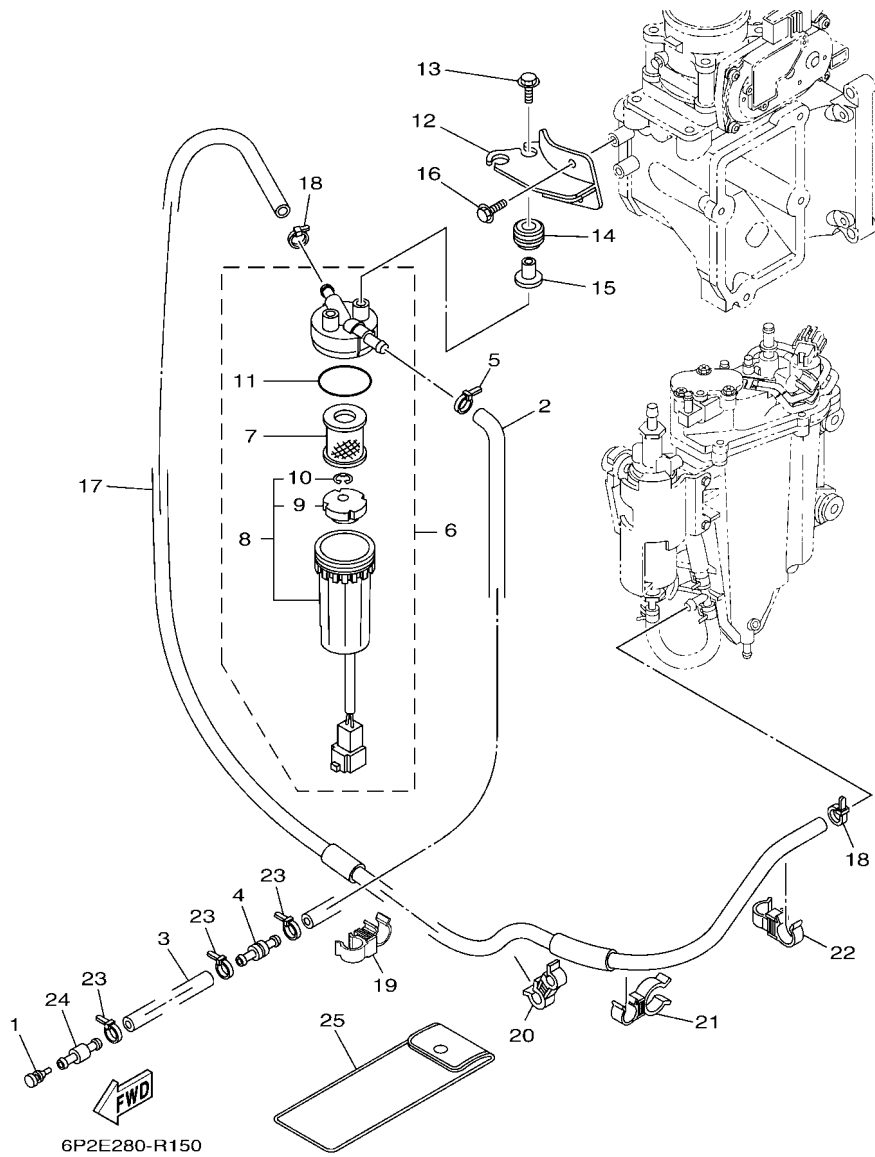


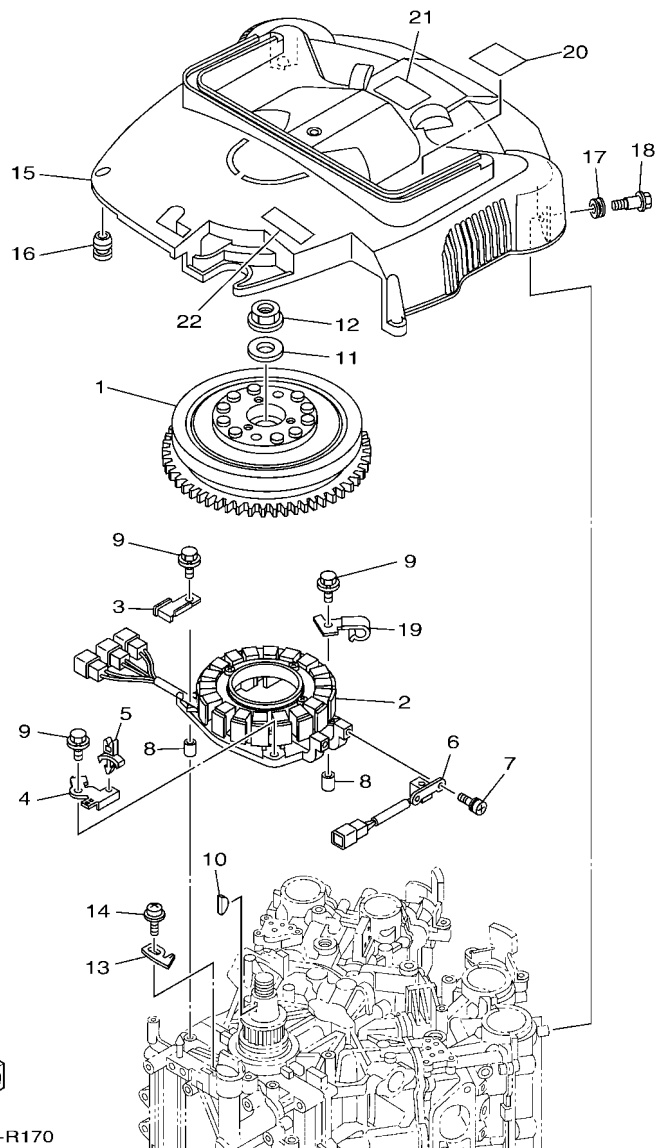
FIG. 15 FUEL 1

COMBUSTIVEL

| REF. NO. | PART NO. No. PEÇA | DESCRIPTION DESCRIÇÃO | 6P2E | 6P3F | REMARKS OBSERVAÇÕES |
|----------|-------------------|---|------|------|---------------------|
| 1 | 689-85547-00 | DAMPER AMORTIZADOR | 1 | 1 | |
| 2 | 6P2-24314-00 | PIPE 4 TUBO 4 | 1 | 1 | |
| 3 | 90445-13511 | HOSE (L2000) TUBO (L2000) | 1 | 1 | |
| 4 | 6R3-24377-10 | PIPE, JOINT 2 JUNCAO DO TUBO 2 | 1 | 1 | |
| 5 | 90465-11M10 | CLAMP BRACADEIRA | 1 | 1 | |
| 6 | 6P3-24560-03 | FILTER ASSY FILTRO DE COMBUSTIVEL CONJ. | 1 | 1 | |
| 7 | 6P3-24563-01 | .ELEMENT, FILTER .ELEMENTO DO FILTRO | 1 | 1 | |
| 8 | 6P3-24562-03 | .CUP, FILTER .COPO DO FILTRO | 1 | 1 | |
| 9 | 6P3-24469-00 | ..FLOAT, WATER LEVEL ..BOIA DO NIVEL D'AGUA | 1 | 1 | |
| 10 | 6P3-24519-00 | ..CLIP ..PRESILHA | 1 | 1 | |
| 11 | 6P3-24564-00 | .GASKET .GAXETA | 1 | 1 | |
| 12 | 6P2-24566-11 | BRACKET, FILTER SUPORTE DO FILTRO | 1 | 1 | |
| 13 | 90119-06M17 | BOLT, WITH WASHER PARAFUSO COM ARRUELA | 2 | 2 | |
| 14 | 90480-14018 | GROMMET ILHO DE BORRACHA | 2 | 2 | |
| 15 | 90387-06289 | COLLAR ESPACADOR | 2 | 2 | |
| 16 | 97595-06514 | BOLT, WITH WASHER PARAFUSO COM ARRUELA | 2 | 2 | |
| 17 | 6P2-24313-50 | PIPE 3 TUBO 3 | 1 | 1 | |
| 18 | 90465-11M10 | CLAMP BRACADEIRA | 2 | 2 | |
| 19 | 90464-12009 | CLAMP BRACADEIRA | 1 | 1 | |
| 20 | 90464-12010 | CLAMP BRACADEIRA | 1 | 1 | |
| 21 | 90464-20024 | CLAMP BRACADEIRA | 1 | 1 | |
| 22 | 90464-12009 | CLAMP BRACADEIRA | 1 | 1 | |
| 23 | 90465-11M10 | CLAMP BRACADEIRA | 3 | 3 | |
| 24 | 6R3-24377-00 | PIPE, JOINT 2 JUNCAO DO TUBO 2 | 1 | 1 | |
| 25 | 69J-28100-01 | TOOL KIT JOGO DE FERRAMENTAS | 1 | 1 | AP AP |

FIG. 17 GENERATOR

GERADOR

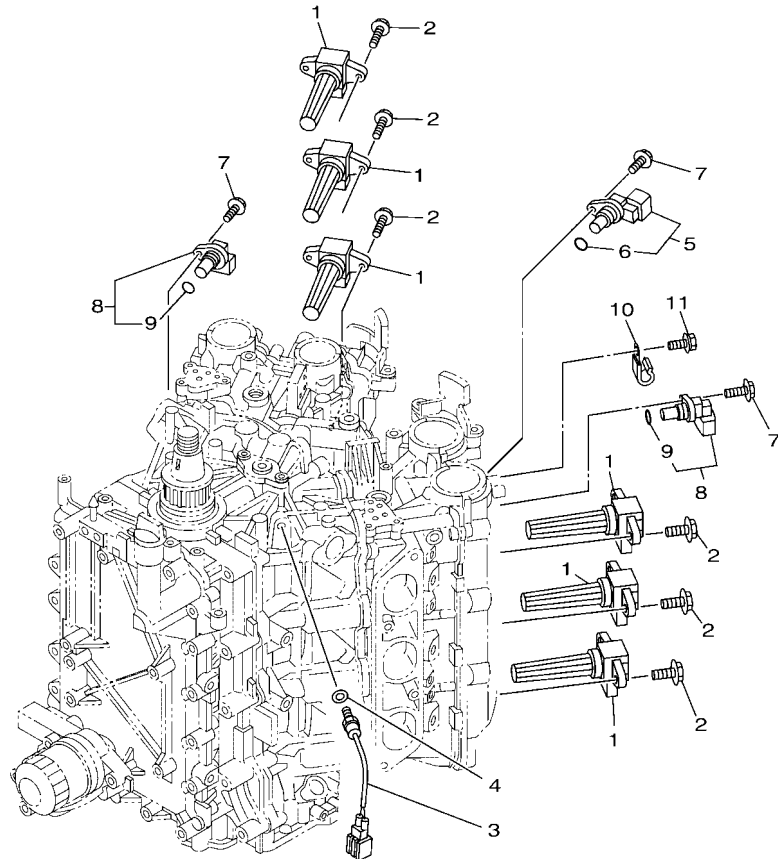


6P2E280-R170

| REF. NO. | PART NO. No. PEÇA | DESCRIPTION DESCRIÇÃO | | | REMARKS OBSERVAÇÕES |
|----------|-------------------|--|------|------|---------------------|
| | | | 6P2E | 6P3F | |
| 1 | 6P2-81450-00 | ROTOR ASSY ROTOR DO MAGNETO CONJ. | 1 | 1 | |
| 2 | 6P2-81460-00 | BASE ASSY BASE CONJUNTO | 1 | 1 | |
| 3 | 6P2-81443-00 | CLAMP, LEAD 1 BRACADEIRA CONDUTORA 1 | 1 | 1 | |
| 4 | 6P2-8257V-00 | PLATE, CONNECTOR PLACA CONECTORA | 1 | 1 | |
| 5 | 90464-06001 | CLAMP BRACADEIRA | 1 | 1 | |
| 6 | 6P2-85580-00 | COIL, PULSER BOBINA DE PULSO CONJUNTO | 1 | 1 | |
| 7 | 97980-05312 | SCREW, WITH WASHER PARAFUSO | 2 | 2 | |
| 8 | 99530-08012 | PIN, DOWEL PINO GUIA | 2 | 2 | |
| 9 | 97595-06635 | BOLT, WITH WASHER PARAFUSO COM ARRUELA | 4 | 4 | |
| 10 | 90280-05015 | KEY, WOODRUFF CHAVETA MEIA LUA | 1 | 1 | |
| 11 | 90201-24014 | WASHER, PLATE ARRUELA PLANA | 1 | 1 | |
| 12 | 90179-24002 | NUT PORCA | 1 | 1 | |
| 13 | 6P2-81332-00 | PLATE, TIMING PLACA DO REGULADORA | 1 | 1 | |
| 14 | 97985-06210 | SCREW, WITH WASHER PARAFUSO | 1 | 1 | |
| 15 | 6P2-81337-02 | COVER, FLYWHEEL TAMPA DO ROTOR | 1 | 1 | |
| 16 | 663-82317-01 | DAMPER, IGNITION COIL AMORTIZADOR BOBINA DE IGNICAO | 4 | 4 | |
| 17 | 90480-12314 | GROMMET ILHO DE BORRACHA | 2 | 2 | |
| 18 | 90109-06MA1 | BOLT PARAFUSO | 2 | 2 | |
| 19 | 6P2-81128-00 | CLAMP GRAMPO | 1 | 1 | |
| 20 | 6P2-81919-60 | GRAPHIC, REGULATOR GRAFICO DO REGULADOR | 1 | 1 | |
| 21 | 6P2-81919-70 | GRAPHIC, REGULATOR GRAFICO DO REGULADOR | 1 | 1 | |
| 22 | 6AH-81994-70 | LABEL, SAFETY ETIQUETA DE SEGURANCA | 1 | 1 | |

FIG. 18 ELECTRICAL 1

SISTEMA ELETRICO 1

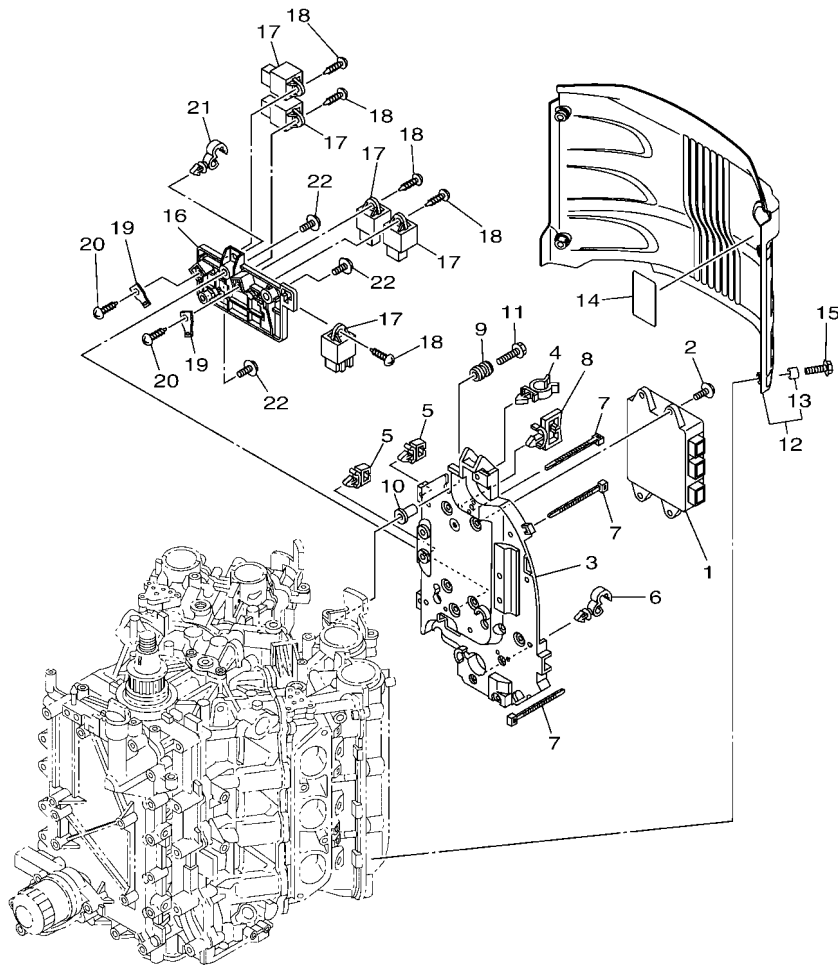


| REF. NO. | PART NO. No. PEÇA | DESCRIPTION DESCRIÇÃO | 6P2E | 6P3F | REMARKS OBSERVAÇÕES |
|----------|-------------------|---|------|------|---------------------|
| 1 | 6P2-82310-01 | IGNITION COIL ASSY BOBINA DE IGNICAO CONJ. | 6 | 6 | |
| 2 | 97595-06520 | BOLT, WITH WASHER PARAFUSO COM ARRUELA | 12 | 12 | |
| 3 | 61A-85790-00 | THERMOSENSOR ASSY TERMOSTATO | 1 | 1 | |
| 4 | 92990-10600 | WASHER, PLATE ARRUELA PLANA | 1 | 1 | |
| 5 | 6P2-85896-00 | SENSOR, CAM POSITION SENSOR DA MUDANCA | 1 | 1 | |
| 6 | 6P2-85075-00 | .O-RING .ANEL | 1 | 1 | |
| 7 | 97595-06520 | BOLT, WITH WASHER PARAFUSO COM ARRUELA | 3 | 3 | |
| 8 | 6P2-85897-00 | SENSOR, CAM POSITION 2 SENSOR DA MUDANCA 2 | 2 | 2 | |
| 9 | 6P2-85075-00 | .O-RING .ANEL | 1 | 1 | |
| 10 | 90462-08032 | CLAMP BRACADEIRA | 1 | 1 | |
| 11 | 97595-06512 | BOLT, WITH WASHER PARAFUSO COM ARRUELA | 1 | 1 | |


6ALD100-R180

FIG. 19 ELECTRICAL 2

SISTEMA ELETRICO 2



| REF. NO. | PART NO. No. PEÇA | DESCRIPTION DESCRIÇÃO | 6P2E | 6P3F | REMARKS OBSERVAÇÕES |
|----------|-------------------|---|------|------|---------------------|
| 1 | 6P2-8591A-54 | ENGINE CONTROL UNIT ASSY UNIDADE DE CONTROLE MOTORA CJ | 1 | 1 | |
| 2 | 97595-06520 | BOLT, WITH WASHER PARAFUSO COM ARRUELA | 4 | 4 | |
| 3 | 6P2-82316-01 | BRACKET, IGNITION COIL SUPORTE DA BOBINA DE IGNICAO | 1 | 1 | |
| 4 | 90464-19M45 | CLAMP BRACADEIRA | 1 | 1 | |
| 5 | 90464-11121 | CLAMP BRACADEIRA | 2 | 2 | |
| 6 | 90464-13249 | CLAMP BRACADEIRA | 1 | 1 | |
| 7 | 90465-14M66 | CLAMP BRACADEIRA | 3 | 3 | |
| 8 | 90464-23199 | CLAMP BRACADEIRA | 1 | 1 | |
| 9 | 6A0-82317-00 | DAMPER, IGNITION COIL AMORTIZADOR BOBINA DE IGNICAO | 4 | 4 | |
| 10 | 90387-06119 | COLLAR ESPACADOR | 4 | 4 | |
| 11 | 90119-06M59 | BOLT, WITH WASHER PARAFUSO COM ARRUELA | 4 | 4 | |
| 12 | 6P2-82314-10 | COVER, IGNITION COIL CAPA BOBINA DE IGNICAO | 1 | 1 | |
| 13 | 90387-06044 | .COLLAR .ESPACADOR | 4 | 4 | |
| 14 | 6P2-42735-00 | PROTECTOR PROTETOR | 1 | 1 | |
| 15 | 90119-06M92 | BOLT, WITH WASHER PARAFUSO COM ARRUELA | 4 | 4 | |
| 16 | 6P2-81952-00 | HOLDER, RELAY SUPORTE DO RELE | 1 | 1 | |
| 17 | 68V-81950-00 | RELAY ASSY RELE CONJUNTO | 5 | 5 | |
| 18 | 97780-60620 | SCREW, TAPPING PARAFUSO | 5 | 5 | |
| 19 | 6P2-83635-00 | BRACKET SUPORTE | 2 | 2 | |
| 20 | 97780-60620 | SCREW, TAPPING PARAFUSO | 2 | 2 | |
| 21 | 90464-13249 | CLAMP BRACADEIRA | 1 | 1 | |
| 22 | 97595-06520 | BOLT, WITH WASHER PARAFUSO COM ARRUELA | 3 | 3 | |



6ALE010-S180

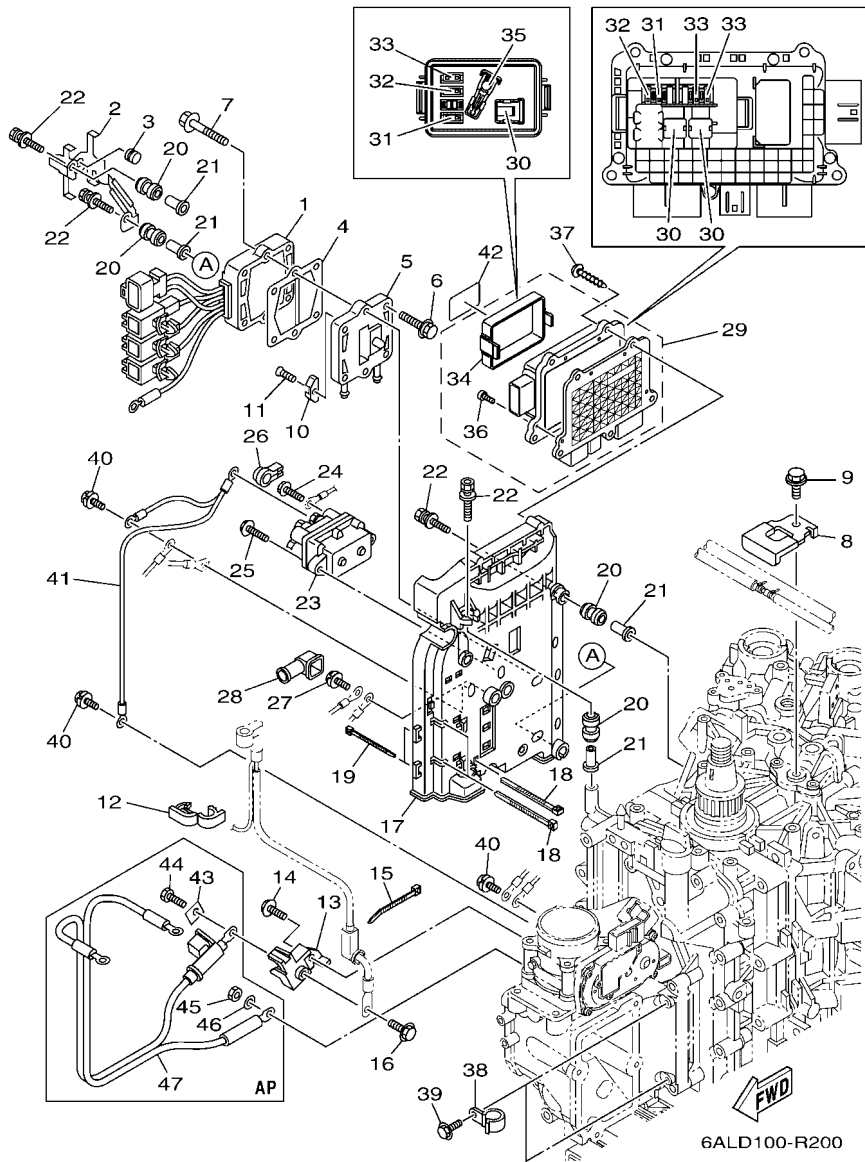


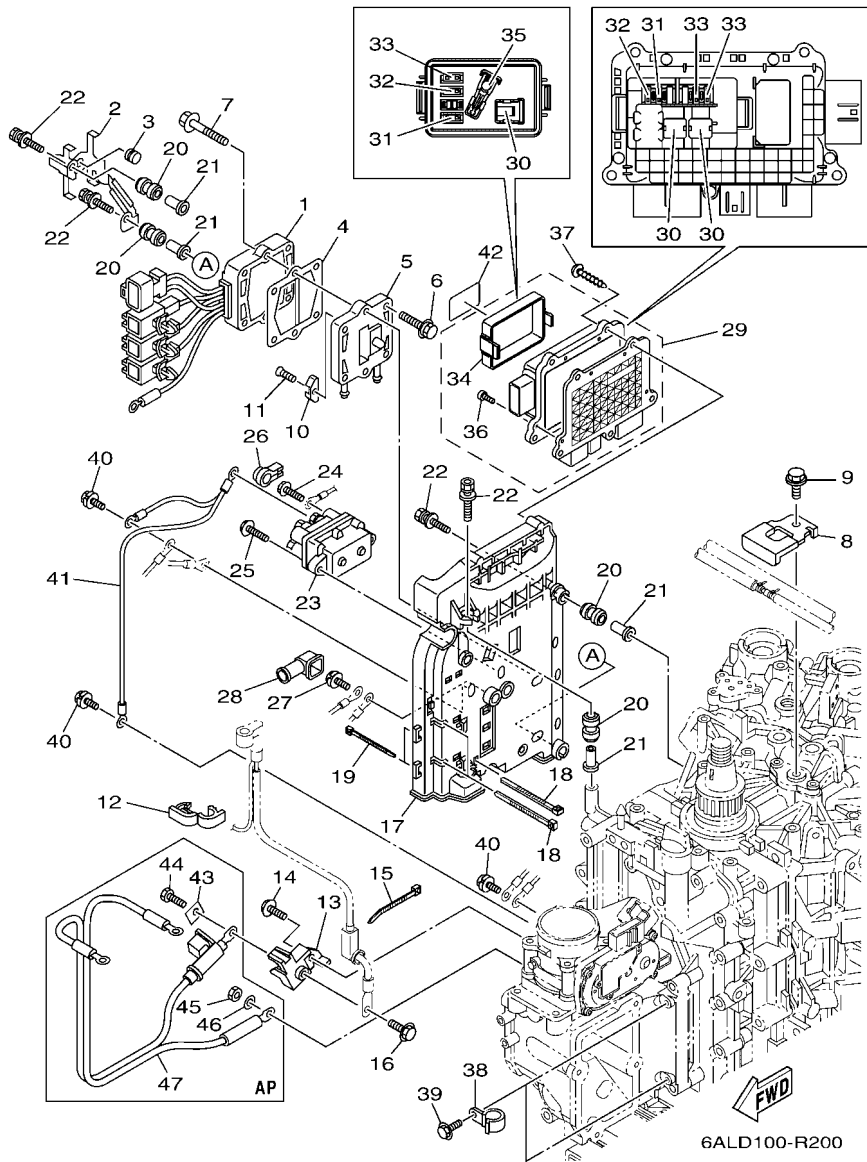
FIG. 20 ELECTRICAL 3

SISTEMA ELETRICO 3

| REF. NO. | PART NO. No. PEÇA | DESCRIPTION DESCRIÇÃO | 6P2E | 6P3F | REMARKS OBSERVAÇÕES |
|----------|-------------------|---|------|------|---------------------|
| 1 | 6P2-81960-11 | RECTIFIER & REGULATOR ASSY RETIFICADOR & REGULADOR CONJ. | 1 | 1 | |
| 2 | 6P2-81614-10 | PROTECTOR PROTETOR | 1 | 1 | |
| 3 | 2D1-14737-00 | DAMPER, MUFFLER AMORTIZADOR DO SILENCIADOR | 1 | 1 | |
| 4 | 60V-81975-A0 | PLATE, RECTIFIER FITTING PLACA FIXACAO DO RETIFICADOR | 1 | 1 | |
| 5 | 6P2-81972-00-9S | COVER, RECTIFIER TAMPA DO RETIFICADOR | 1 | 1 | |
| 6 | 90119-06MA3 | BOLT, WITH WASHER PARAFUSO COM ARRUELA | 4 | 4 | |
| 7 | 90119-06MA5 | BOLT, WITH WASHER PARAFUSO COM ARRUELA | 2 | 2 | |
| 8 | 6P2-12491-00 | CLAMP 1 BRACADEIRA 1 | 1 | 1 | |
| 9 | 97595-06512 | BOLT, WITH WASHER PARAFUSO COM ARRUELA | 1 | 1 | |
| 10 | 6E5-11325-00 | ANODE ANODO | 1 | 1 | |
| 11 | 98780-04015 | SCREW, FLAT HEAD PARAFUSO CABECA PLANA | 1 | 1 | |
| 12 | 90464-18004 | CLAMP BRACADEIRA | 5 | 5 | |
| 13 | 6P2-81925-01 | TERMINAL TERMINAL | 1 | 1 | |
| 14 | 97595-08520 | BOLT, WITH WASHER PARAFUSO COM ARRUELA | 1 | 1 | |
| 15 | 90465-13M18 | CLAMP BRACADEIRA | 1 | 1 | |
| 16 | 97595-08516 | BOLT, WITH WASHER PARAFUSO COM ARRUELA | 1 | 1 | |
| 17 | 6P2-81948-10 | BRACKET SUPORTE | 1 | 1 | |
| 18 | 90465-13M18 | CLAMP BRACADEIRA | 4 | 4 | |
| 19 | 90465-14M66 | CLAMP BRACADEIRA | 2 | 2 | |
| 20 | 6A0-82317-00 | DAMPER, IGNITION COIL AMORTIZADOR BOBINA DE IGNICAO | 6 | 6 | |
| 21 | 90387-06119 | COLLAR ESPAÇADOR | 6 | 6 | |
| 22 | 90119-06M95 | BOLT, WITH WASHER PARAFUSO COM ARRUELA | 6 | 6 | |
| 23 | 63P-81950-00 | RELAY ASSY RELE CONJUNTO | 1 | 1 | |
| 24 | 97595-06610 | BOLT, WITH WASHER PARAFUSO COM ARRUELA | 2 | 2 | |
| 25 | 97513-06525 | BOLT, WITH WASHER PARAFUSO COM ARRUELA | 2 | 2 | |
| 26 | 6P2-8183X-00 | CAP, TERMINAL TAMPA DO TERMINAL | 2 | 2 | |
| 27 | 97595-06616 | BOLT, WITH WASHER PARAFUSO COM ARRUELA | 1 | 1 | |

SISTEMA ELETRICO 3

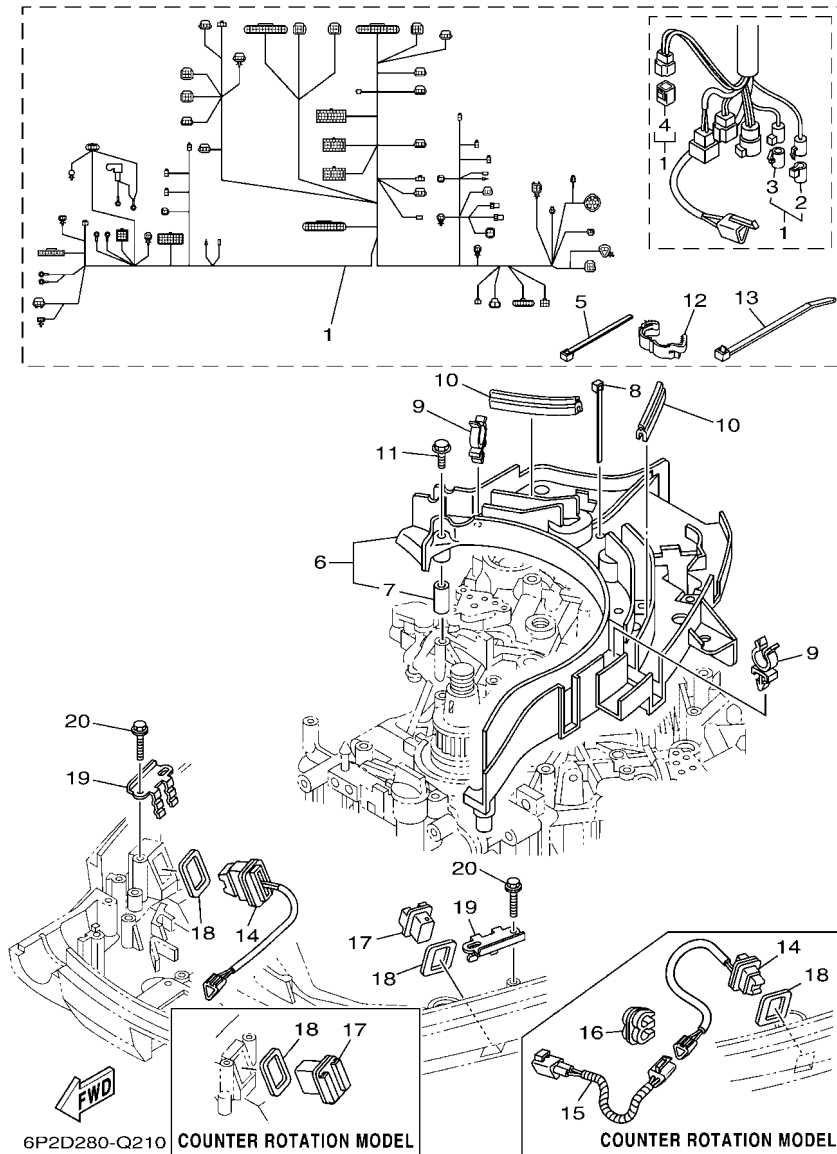
FIG. 20 ELECTRICAL 3



| REF. NO. | PART NO. No. PEÇA | DESCRIPTION DESCRIÇÃO | 6P2E | 6P3F | REMARKS OBSERVAÇÕES |
|----------|-------------------|--|------|------|---------------------|
| 28 | 6P2-82119-00 | COVER, LEAD WIRE TAMPA DO FIO DA BATERIA | 1 | 1 | |
| 29 | 6P2-82170-20 | FUSE BOX ASSY CAIXA DE FUSIVEL CONJ. | 1 | 1 | |
| 30 | 6CB-82151-40 | .FUSE (60A) .FUSIVEL | 3 | 3 | |
| 31 | 6CB-82151-00 | .FUSE (10A) .FUSIVEL (10A) | 2 | 2 | |
| 32 | 6CB-82151-20 | .FUSE (20A) .FUSIVEL (20A) | 2 | 2 | |
| 33 | 6CB-82151-30 | .FUSE (30A) .FUSIVEL (30A) | 3 | 3 | |
| 34 | 6CB-85544-10 | .COVER .TAMPA | 1 | 1 | |
| 35 | 6CB-2812A-00 | .PULLER, FUSE .PINCA DO FUSIVEL | 1 | 1 | |
| 36 | 6P2-82113-00 | .SCREW (M3) .PARAFUSO (M3) | 5 | 5 | |
| 37 | 97780-50620 | SCREW, TAPPING PARAFUSO | 4 | 4 | |
| 38 | 90462-08026 | CLAMP BRACADEIRA | 2 | 2 | |
| 39 | 97595-06516 | BOLT, WITH WASHER PARAFUSO COM ARRUELA | 2 | 2 | |
| 40 | 97595-06616 | BOLT, WITH WASHER PARAFUSO COM ARRUELA | 3 | 3 | |
| 41 | 6P2-8259M-10 | WIRE HARNESS ASSY 2 CHICOTE DE FIOS CONJ. 2 | 1 | 1 | |
| 42 | 6P2-81919-50 | GRAPHIC, REGULATOR GRAFICO DO REGULADOR | 1 | 1 | |
| 43 | 6P2-81923-00 | WASHER ARRUELA | 1 | 1 | AP |
| 44 | 97095-08016 | BOLT PARAFUSO | 1 | 1 | AP |
| 45 | 95333-08600 | NUT PORCA | 1 | 1 | AP |
| 46 | 92903-08100 | WASHER, SPRING ARRUELA COM MOLLA | 1 | 1 | AP |
| 47 | 6P2-82105-02 | BATTERY CABLE CABO DE BATERIA | 1 | 1 | AP |

FIG. 21 ELECTRICAL 4

SISTEMA ELETRICO 4



| REF. NO. | PART NO. No. PEÇA | DESCRIPTION DESCRIÇÃO | 6P2E | 6P3F | REMARKS OBSERVAÇÕES |
|----------|-------------------|--|------|------|---------------------|
| 1 | 6P2-82590-61 | WIRE HARNESS ASSY CHICOTE PRINCIPAL COMPLETO | 1 | 1 | |
| 2 | 6DA-82582-00 | .CAP 1 (FEMALE) .TAMPAO 1 | 1 | 1 | |
| 3 | 6DA-82582-10 | .CAP 1 (MALE) .TAMPAO 1 | 1 | 1 | |
| 4 | 6Y8-82582-11 | .CAP 1 (4PIN) .CAPA 1 | 1 | 1 | |
| 5 | 90465-14M66 | CLAMP BRACADEIRA | 3 | 3 | |
| 6 | 6P2-82589-10 | PROTECTOR, WIRE HARNESS PROTETOR DO CHICOTE DE FIOS | 1 | 1 | |
| 7 | 90387-06M26 | .COLLAR .ESPACADOR | 5 | 5 | |
| 8 | 90465-14M66 | CLAMP BRACADEIRA | 2 | 2 | |
| 9 | 90464-19M45 | CLAMP BRACADEIRA | 4 | 4 | |
| 10 | 6P2-85722-00 | INSULATOR ISOLADOR | 2 | 2 | |
| 11 | 97595-06535 | BOLT, WITH WASHER PARAFUSO COM ARRUELA | 5 | 5 | |
| 12 | 90464-14010 | CLAMP BRACADEIRA | 1 | 1 | |
| 13 | 90465-13M18 | CLAMP BRACADEIRA | 3 | 3 | |
| 14 | 69J-82563-01 | TRIM & TILT SWITCH ASSY INTERRUPTOR TRIM & TILT CONJ. | 1 | 1 | |
| 15 | 6P3-82553-00 | EXTENSION, WIRE LEAD EXTENSAO DO CHICOTE DE FIOS. | 1 | | |
| 16 | 90464-10M57 | CLAMP BRACADEIRA | 1 | | |
| 17 | 69J-42723-01 | COVER, BOTTOM TAMPA INTERNA | 1 | 1 | |
| 18 | 69J-82587-00 | GASKET GAXETA | 2 | 2 | |
| 19 | 69J-83614-10 | BRACKET SUPORTE | 2 | 2 | |
| 20 | 90109-06M86 | BOLT PARAFUSO | 4 | 4 | |

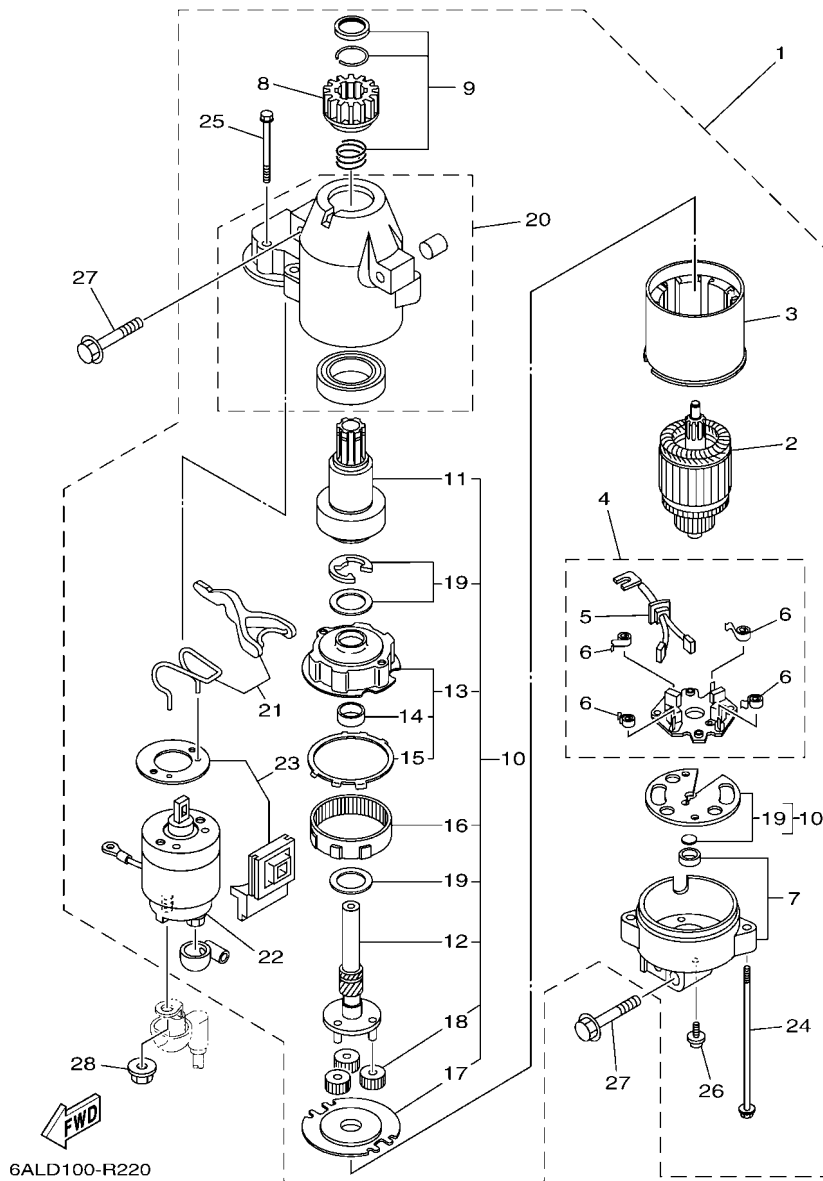
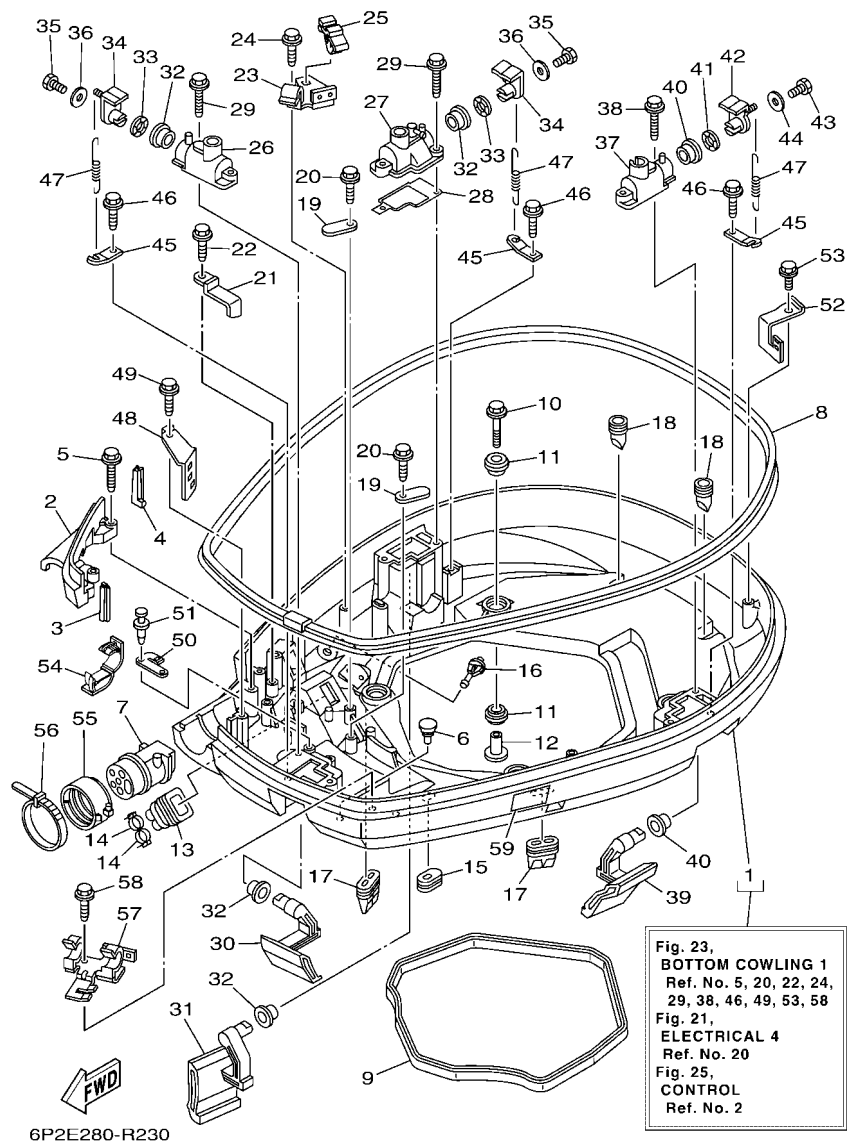


FIG. 22 STARTING MOTOR

MOTOR DE PARTIDA

| REF. NO. | PART NO. No. PEÇA | DESCRIPTION DESCRIÇÃO | 6P2F | 6P3F | REMARKS OBSERVAÇÕES |
|----------|-------------------|---|------|------|--|
| 1 | 6BR-81800-01 | STARTING MOTOR ASSY MOTOR DE PARTIDA COMPLETO | 1 | 1 | |
| 2 | 67F-81850-00 | .ARMATURE ASSY .INDUZIDO CONJ. | 1 | 1 | |
| 3 | 67F-81810-00 | .STATOR ASSY .ESTATOR CONJTO | 1 | 1 | |
| 4 | 69J-81840-00 | .BRUSH HOLDER ASSY .FIXADOR DAS ESCOVAS CONJ. | 1 | 1 | |
| 5 | 69J-81801-00 | .BRUSH SET .JOGO DE ESCOVAS | 1 | 1 | |
| 6 | 67F-81813-00 | .SPRING, BRUSH .MOLA DO ESCOVA | 4 | 4 | |
| 7 | 67F-81820-00 | .REAR BRACKET ASSY .SUPORTE TRASEIRO CONJ. | 1 | 1 | |
| 8 | 67F-81808-00 | .PINION ASSY .PINHAO CONJUNTO | 1 | 1 | |
| 9 | 67F-81857-00 | .PINION STOPPER SET .JOGO LIMITADOR DO PINHAO | 1 | 1 | |
| 10 | 67F-81807-00 | .GEAR ASSY, STARTING MOTOR .ENGRENAGEM DO MOTOR ARRANQUE | 1 | 1 | |
| 11 | 67F-81832-00 | .CLUTCH, OVER RUN .PINHAO DA EMBREAGEM | 1 | 1 | |
| 12 | 67F-81836-00 | .SHAFT, PINION .MOLA DA ALAVANCA | 1 | 1 | |
| 13 | 67F-81821-00 | .BRACKET, CENTER 1 .SUPORTE DO CENTRO 1 | 1 | 1 | |
| 14 | 67F-81841-00 | .BEARING .ROLAMENTO | 1 | 1 | |
| 15 | 67F-8183R-00 | .GASKET .GAXETA | 1 | 1 | |
| 16 | 67F-81891-00 | .GEAR, RING .ANEL DA ENGRENAGEM | 1 | 1 | WITH 67F-8183R-00 WITH 67F-8183R-00 |
| 17 | 67F-81830-00 | .BRACKET, CENTER 2 .SUPORTE DIANTEIRO CONJ. | 1 | 1 | |
| 18 | 60V-8183T-00 | .GEAR, IDLER .ENGRENAGEM LOUCA | 3 | 3 | |
| 19 | 67F-81809-00 | .WASHER KIT .ARRUELAS JOGO | 1 | 1 | |
| 20 | 69J-81842-00 | .COVER .TAMPA | 1 | 1 | |
| 21 | 6C5-81839-00 | .LEVER ASSY .ALAVANCA CONJUNTO | 1 | 1 | |
| 22 | 63P-81941-00 | .STARTER RELAY ASSY .RELE DE PARTIDA CONJ | 1 | 1 | |
| 23 | 6C5-81869-00 | .COVER, DUST .TAMPA DO RELE DE PARTIDA | 1 | 1 | |
| 24 | 6K7-81826-11 | .BOLT .PARAFUSO | 2 | 2 | |
| 25 | 69J-81828-00 | .BOLT 2 .PARAFUSO 2 | 2 | 2 | |
| 26 | 67F-81846-00 | .SCREW .PARAFUSO | 2 | 2 | |
| 27 | 97513-08545 | BOLT, WITH WASHER PARAFUSO COM ARRUELA | 3 | 3 | |



6P2E280-R230

FIG. 23 BOTTOM COWLING 1

BANDEJA DO CAPO 1

| REF. NO. | PART NO. No. PEÇA | DESCRIPTION DESCRIÇÃO | 6P2E | 6P3F | | | REMARKS OBSERVAÇÕES |
|----------|-------------------|---|------|------|--|--|---------------------|
| 1 | 6P2-42710-00-8D | BOTTOM COWLING ASSY BASE DO CAPO CONJ. | 1 | 1 | | | |
| 2 | 6P2-42738-00-8D | PLATE, FITTING PLACA DA FIXADORA | 1 | 1 | | | |
| 3 | 6P2-42717-00 | RUBBER, SEAL 2 BORRACHA DE VEDACAO 2 | 1 | 1 | | | |
| 4 | 6P2-42718-00 | RUBBER, SEAL 3 BORRACHA DE VEDACAO 3 | 1 | 1 | | | |
| 5 | 90109-06M82 | BOLT PARAFUSO | 2 | 2 | | | |
| 6 | 6H4-42748-00 | GROMMET ILHO | 2 | 2 | | | |
| 7 | 6P2-42725-00 | GROMMET ILHO | 1 | 1 | | | |
| 8 | 6P2-42615-00 | SEAL VEDACAO | 1 | 1 | | | |
| 9 | 69J-42716-00 | RUBBER SEAL 1 BORRACHA DE VEDACAO 1 | 1 | 1 | | | |
| 10 | 90119-08M22 | BOLT, WITH WASHER PARAFUSO COM ARRUELA | 4 | 4 | | | |
| 11 | 90480-22M81 | GROMMET ILHO DE BORRACHA | 8 | 8 | | | |
| 12 | 90387-08M37 | COLLAR ESPACADOR | 4 | 4 | | | |
| 13 | 6H1-42726-21 | GROMMET ILHO | 1 | 1 | | | |
| 14 | 90465-11M10 | CLAMP BRACADEIRA | 2 | 2 | | | |
| 15 | 61A-42727-00 | GROMMET ILHO | 1 | 1 | | | |
| 16 | 6P2-44391-00 | NIPPLE, HOSE JUNCAO DO TUBO | 1 | 1 | | | |
| 17 | 69J-42717-00 | RUBBER, SEAL 2 BORRACHA DE VEDACAO 2 | 2 | 2 | | | |
| 18 | 61A-42717-00 | RUBBER, SEAL 2 BORRACHA DE VEDACAO 2 | 2 | 2 | | | |
| 19 | 6E5-82588-00 | PLATE PLACA | 2 | 2 | | | |
| 20 | 90109-06M81 | BOLT PARAFUSO | 2 | 2 | | | |
| 21 | 90462-20001 | CLAMP BRACADEIRA | 1 | | | | |
| 22 | 90109-06M86 | BOLT PARAFUSO | 1 | | | | |
| 23 | 6P2-82554-00 | STAY, NEUTRAL SWITCH FIXADOR DO INTERRUPTOR NEUTRO | 1 | 1 | | | |
| 24 | 90109-06M86 | BOLT PARAFUSO | 1 | 1 | | | |
| 25 | 90464-09M47 | CLAMP BRACADEIRA | 1 | 1 | | | |
| 26 | 69J-42828-02-9S | PLATE, CLAMP PLACA DA BRACADEIRA | 1 | 1 | | | |
| 27 | 6P2-42828-00-9S | PLATE, CLAMP PLACA DA BRACADEIRA | 1 | 1 | | | |

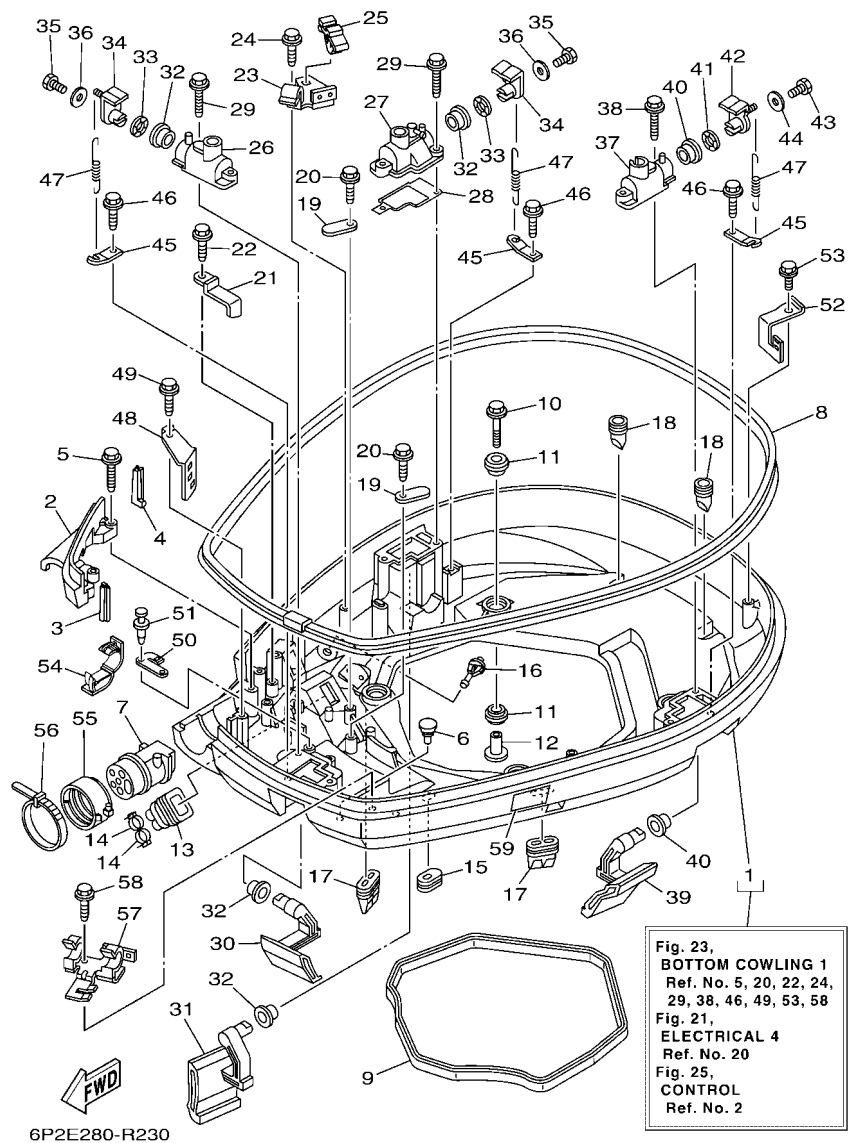


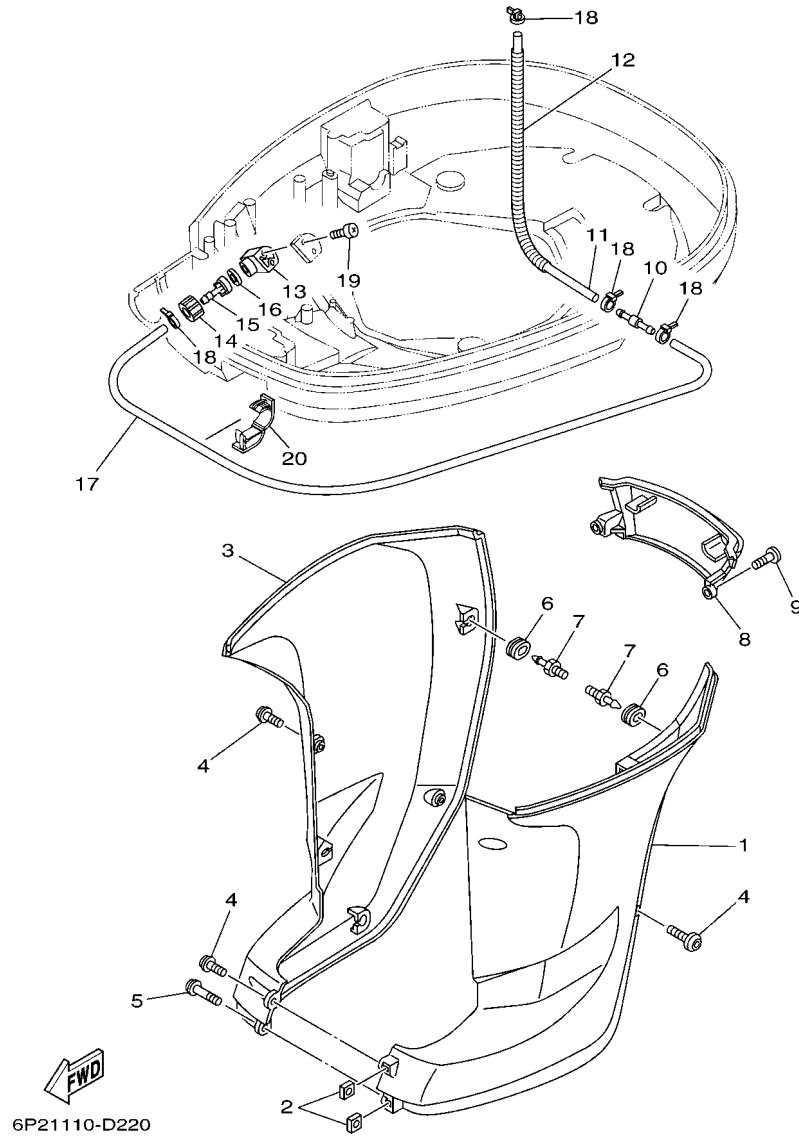
FIG. 23 BOTTOM COWLING 1

BANDEJA DO CAPO 1

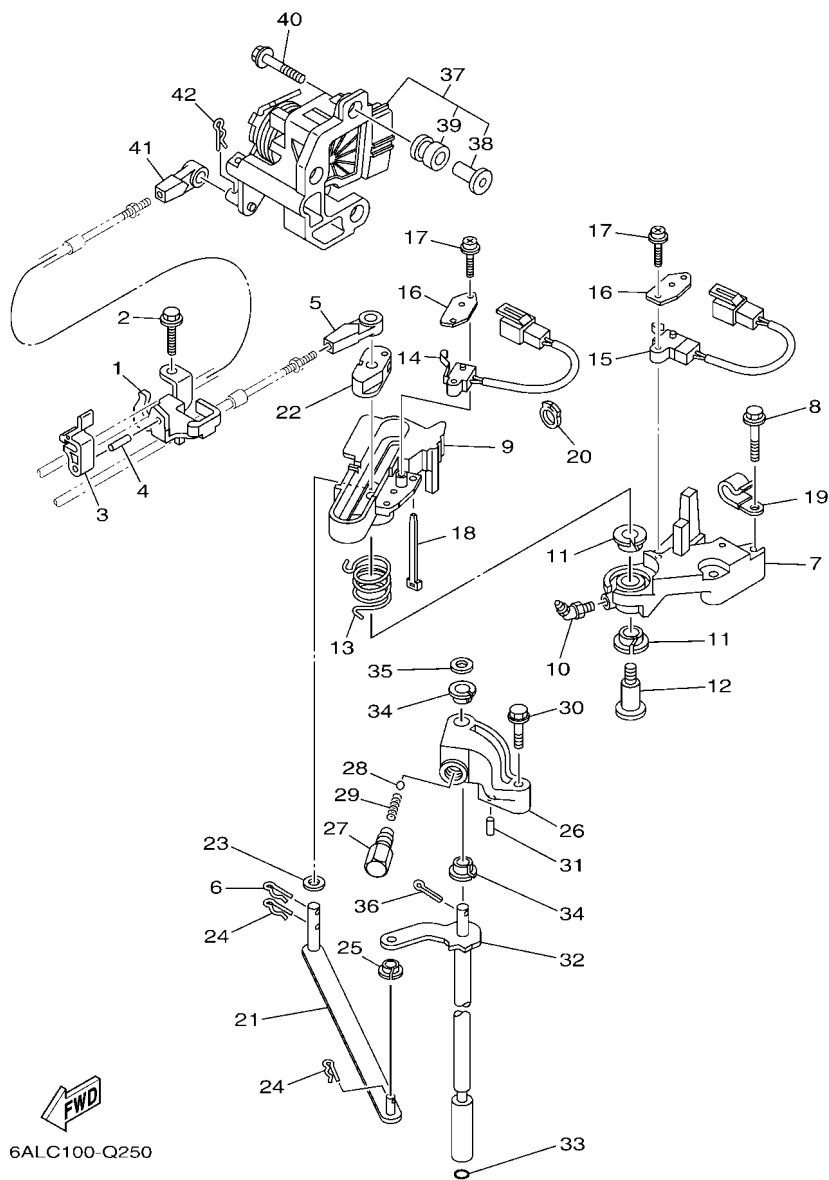
| REF. NO. | PART NO. No. PEÇA | DESCRIPTION DESCRIÇÃO | 6P2E | 6P3F | | | REMARKS OBSERVAÇÕES |
|----------|-------------------|--|------|------|--|--|---------------------|
| 28 | 6P2-42722-00 | GASKET 2 GAXETA 2 | 1 | 1 | | | |
| 29 | 90109-06M82 | BOLT PARAFUSO | 4 | 4 | | | |
| 30 | 69J-42815-00-8D | LEVER, CLAMP 1 ALAVANCA DA BRACADEIRA 1 | 1 | 1 | | | |
| 31 | 69J-42817-00-8D | LEVER, CLAMP 3 ALAVANCA DA BRACADEIRA 3 | 1 | 1 | | | |
| 32 | 90386-15M73 | BUSH BUCHA | 4 | 4 | | | |
| 33 | 90206-15M18 | WASHER, WAVE ARRUELA ONDULADA | 2 | 2 | | | |
| 34 | 63P-42818-01 | LEVER, CLAMP 4 ALAVANCA DA BRACADEIRA 4 | 2 | 2 | | | |
| 35 | 97095-06020 | BOLT PARAFUSO | 2 | 2 | | | |
| 36 | 90201-06068 | WASHER, PLATE ARRUELA PLANA | 2 | 2 | | | |
| 37 | 68F-42828-11-9S | PLATE, CLAMP PLACA DA BRACADEIRA | 1 | 1 | | | |
| 38 | 90109-06M82 | BOLT PARAFUSO | 2 | 2 | | | |
| 39 | 69J-42816-00-8D | LEVER, CLAMP 2 ALAVANCA DA BRACADEIRA 2 | 1 | 1 | | | |
| 40 | 90386-15M73 | BUSH BUCHA | 2 | 2 | | | |
| 41 | 90206-15M18 | WASHER, WAVE ARRUELA ONDULADA | 1 | 1 | | | |
| 42 | 68V-42818-01 | LEVER, CLAMP 4 ALAVANCA DA BRACADEIRA 4 | 1 | 1 | | | |
| 43 | 97095-06020 | BOLT PARAFUSO | 1 | 1 | | | |
| 44 | 90201-06068 | WASHER, PLATE ARRUELA PLANA | 1 | 1 | | | |
| 45 | 64D-43144-00 | HOOK, SPRING GANCHO DA MOLLA | 3 | 3 | | | |
| 46 | 90109-06M86 | BOLT PARAFUSO | 3 | 3 | | | |
| 47 | 90506-18M40 | SPRING, TENSION MOLLA DE TENSÃO | 3 | 3 | | | |
| 48 | 6P2-42743-00 | BRACKET SUPORTE | 1 | 1 | | | |
| 49 | 90109-06M82 | BOLT PARAFUSO | 1 | 1 | | | |
| 50 | 6P2-42766-20 | BRACKET 2 SUPORTE 2 | 1 | 1 | | | |
| 51 | 90269-05005 | RIVET REBITE | 2 | 2 | | | |
| 52 | 69J-8366G-02 | BRACKET 3 SUPORTE 3 | 1 | 1 | | | |
| 53 | 90109-06M86 | BOLT PARAFUSO | 1 | 1 | | | |
| 54 | 90464-18004 | CLAMP BRACADEIRA | 2 | 2 | | | |

FIG. 24 BOTTOM COWLING 2

BANDEJA DO CAPO 2



| REF. NO. | PART NO. No. PEÇA | DESCRIPTION DESCRIÇÃO | 6P2F | 6P3F | REMARKS OBSERVAÇÕES |
|----------|-------------------|--|------|------|---------------------|
| 1 | 69J-42741-00-8D | APRON ABA | 1 | 1 | |
| 2 | 90173-06001 | NUT, SQUARE PORCA | 2 | 2 | |
| 3 | 69J-42771-00-8D | APRON CORREIA | 1 | 1 | |
| 4 | 90111-06144 | BOLT,HEX. SOCKET BUTTON PARAFUSO | 5 | 5 | |
| 5 | 90111-06142 | BOLT,HEX. SOCKET BUTTON PARAFUSO | 1 | 1 | |
| 6 | 90480-14M17 | GROMMET ILHO DE BORRACHA | 6 | 6 | |
| 7 | 69J-42774-10 | STAY, APRON 1 SUPORTE DA CORREIA 1 | 6 | 6 | |
| 8 | 69J-45151-00-8D | COVER, UPPER CASING TAMPA DA CAIXA SUPERIOR | 1 | 1 | |
| 9 | 90111-06144 | BOLT,HEX. SOCKET BUTTON PARAFUSO | 2 | 2 | |
| 10 | 6E5-24379-00 | PIPE, JOINT 4 JUNCAO DO TUBO 4 | 1 | 1 | |
| 11 | 90445-11M47 | HOSE (L370) TUBO (L370) | 1 | 1 | |
| 12 | 90447-13009 | TUBE TUBO | 1 | 1 | |
| 13 | 6DR-12572-00 | ADAPTER ADAPTADOR | 1 | 1 | |
| 14 | 6R3-12581-00 | JOINT, HOSE 1 JUNCAO DA MANGUEIRA 1 | 1 | 1 | |
| 15 | 6R3-12582-00 | JOINT, HOSE 2 JUNCAO DA MANGUEIRA 2 | 1 | 1 | |
| 16 | 6R3-12583-00 | GASKET, HOSE JOINT GAXETA DA JUNCAO DA MANGUEIRA | 1 | 1 | |
| 17 | 90445-11028 | HOSE (L1050) TUBO (L1050) | 1 | 1 | |
| 18 | 90465-11M10 | CLAMP BRACADEIRA | 4 | 4 | |
| 19 | 97780-60520 | SCREW, TAPPING PARAFUSO | 2 | 2 | |
| 20 | 90464-18004 | CLAMP BRACADEIRA | 1 | 1 | |



6ALC100-Q250

FIG. 25 CONTROL

CONTROLE

| REF. NO. | PART NO. No. PEÇA | DESCRIPTION DESCRIÇÃO | 6P2E | 6P3F | REMARKS OBSERVAÇÕES |
|----------|-------------------|--|------|------|---------------------|
| 1 | 6P2-48531-00 | BRACKET, REMOTE CONTROL 1 SUPORTE CONTROLE REMOTO | 1 | 1 | |
| 2 | 90109-06M86 | BOLT PARAFUSO | 2 | 2 | |
| 3 | 63P-48538-00 | CLAMP, CABLE 1 GRAMPO DO CABO 1 | 1 | 1 | |
| 4 | 91690-30010 | PIN, SPRING PINO MOLA | 1 | 1 | |
| 5 | 6E5-48344-00 | CABLE END, REMOTE CONTROL TERMINAL DO CABO DE CONTROL | 1 | 1 | |
| 6 | 90468-18008 | CLIP PRESILHA | 1 | 1 | |
| 7 | 69J-44117-00 | BRACKET SUPORTE | 1 | 1 | |
| 8 | 97595-06535 | BOLT, WITH WASHER PARAFUSO COM ARRUELA | 2 | 2 | |
| 9 | 69J-44176-01 | BRACKET SUPORTE | 1 | 1 | |
| 10 | 93700-06M01 | NIPPLE, GREASE NIPLE DE GRAXA | 1 | 1 | |
| 11 | 90386-12069 | BUSH BUCHA | 2 | 2 | |
| 12 | 90109-08019 | BOLT PARAFUSO | 1 | 1 | |
| 13 | 90508-20020 | SPRING, TORSION MOLA DE TORCAO | 1 | 1 | |
| 14 | 60V-8259F-00 | SWITCH ASSY INTERRUPTOR DE COMANDO CONJ. | 1 | 1 | |
| 15 | 69J-8259F-00 | SWITCH ASSY INTERRUPTOR DE COMANDO CONJ. | 1 | 1 | |
| 16 | 61A-82588-01 | PLATE PLACA | 2 | 2 | |
| 17 | 97985-04116 | SCREW, WITH WASHER PARAFUSO | 4 | 4 | |
| 18 | 90465-11M10 | CLAMP BRACADEIRA | 1 | 1 | |
| 19 | 90465-06M86 | CLAMP BRACADEIRA | 1 | 1 | |
| 20 | 90464-09010 | CLAMP BRACADEIRA | 1 | 1 | |
| 21 | 6P2-44121-00 | LEVER, SHIFT ROD ALAVANCA DA HASTE DE MUDANCA | 1 | 1 | |
| 22 | 69J-44122-00 | BUSHING, SHIFT ROD LEVER BUCHA DA ALAVANCA DE MUDANCA | 1 | 1 | |
| 23 | 90202-08M20 | WASHER, PLATE ARRUELA PLANA | 1 | 1 | |
| 24 | 90468-18008 | CLIP PRESILHA | 2 | 2 | |
| 25 | 90386-06M12 | BUSH BUCHA | 1 | 1 | |
| 26 | 69J-44118-00 | BRACKET SUPORTE | 1 | 1 | |
| 27 | 648-42715-00 | BUSHING BUCHA | 1 | 1 | |

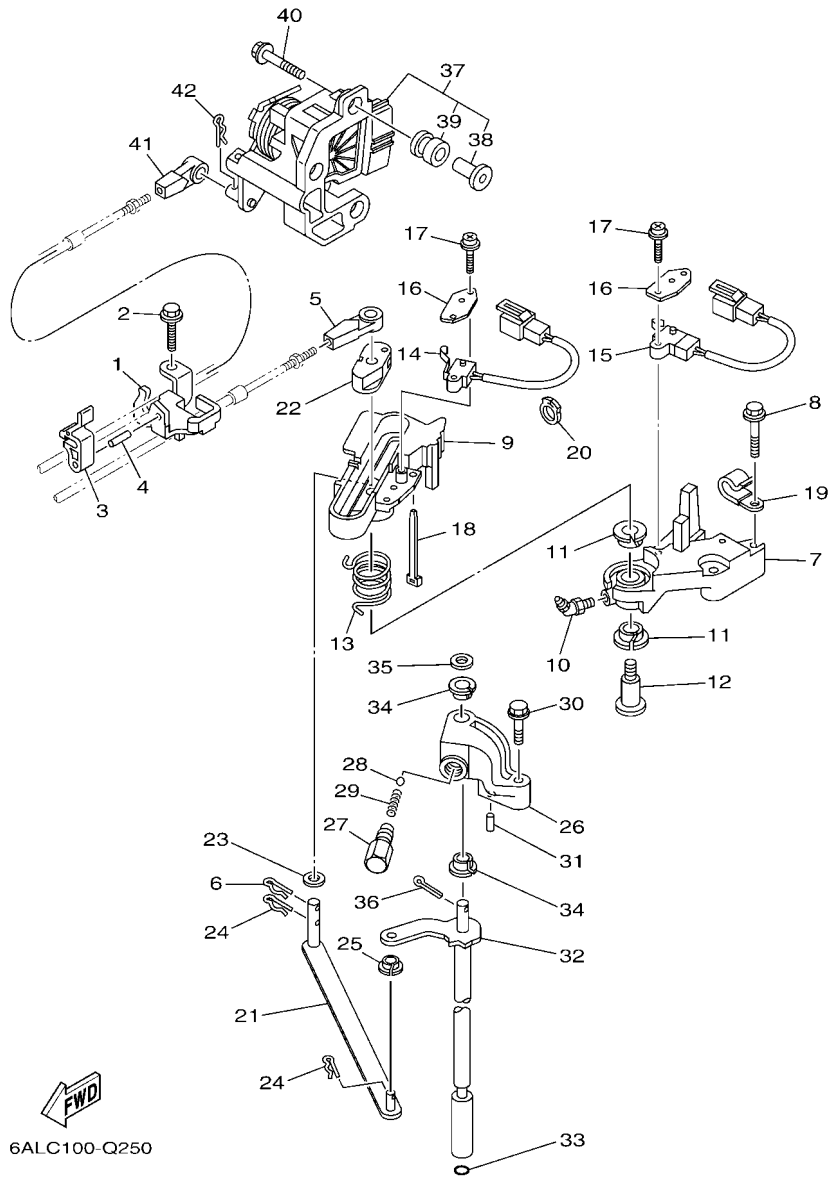


FIG. 25 CONTROL

CONTROLE

| REF. NO. | PART NO. No. PEÇA | DESCRIPTION DESCRIÇÃO | 6P2F | 6P3F | REMARKS OBSERVAÇÕES |
|----------|-------------------|--|------|------|----------------------|
| 28 | 93501-04M02 | BALL ESFERA | 1 | 1 | |
| 29 | 90501-12082 | SPRING, COMPRESSION MOLA DE COMPRESSAO | 1 | 1 | |
| 30 | 97575-06535 | BOLT, WITH WASHER PARAFUSO COM ARRUELA | 1 | 1 | |
| 31 | 91690-30010 | PIN, SPRING PINO MOLA | 1 | 1 | |
| 32 | 69J-44120-01 | HANDLE GEAR SHIFT ASSY ALAVANCA DE MUDANCA CONJ. | 1 | 1 | X(25.3") X(25.3") |
| 33 | 93210-09165 | O-RING ANEL DE BORRACHA | 1 | 1 | |
| 34 | 90386-90M90 | BUSH BUCHA | 2 | 2 | |
| 35 | 90201-09M02 | WASHER, PLATE ARRUELA PLANA | 1 | 1 | |
| 36 | 91490-20015 | PIN, COTTER CONTRAPINO | 1 | 1 | |
| 37 | 6P2-8A410-01 | SENSOR UNIT SENSOR CONJ. | 1 | 1 | |
| 38 | 6P2-44139-00 | .COLLAR .COLAR | 3 | 3 | |
| 39 | 6CB-41273-00 | .GROMMET .ILHO | 3 | 3 | |
| 40 | 90119-06126 | BOLT, WITH WASHER PARAFUSO COM ARRUELA | 3 | 3 | |
| 41 | 6E5-48344-00 | CABLE END, REMOTE CONTROL TERMINAL DO CABO DE CONTROL | 1 | 1 | |
| 42 | 90468-18008 | CLIP PRESILHA | 1 | 1 | |

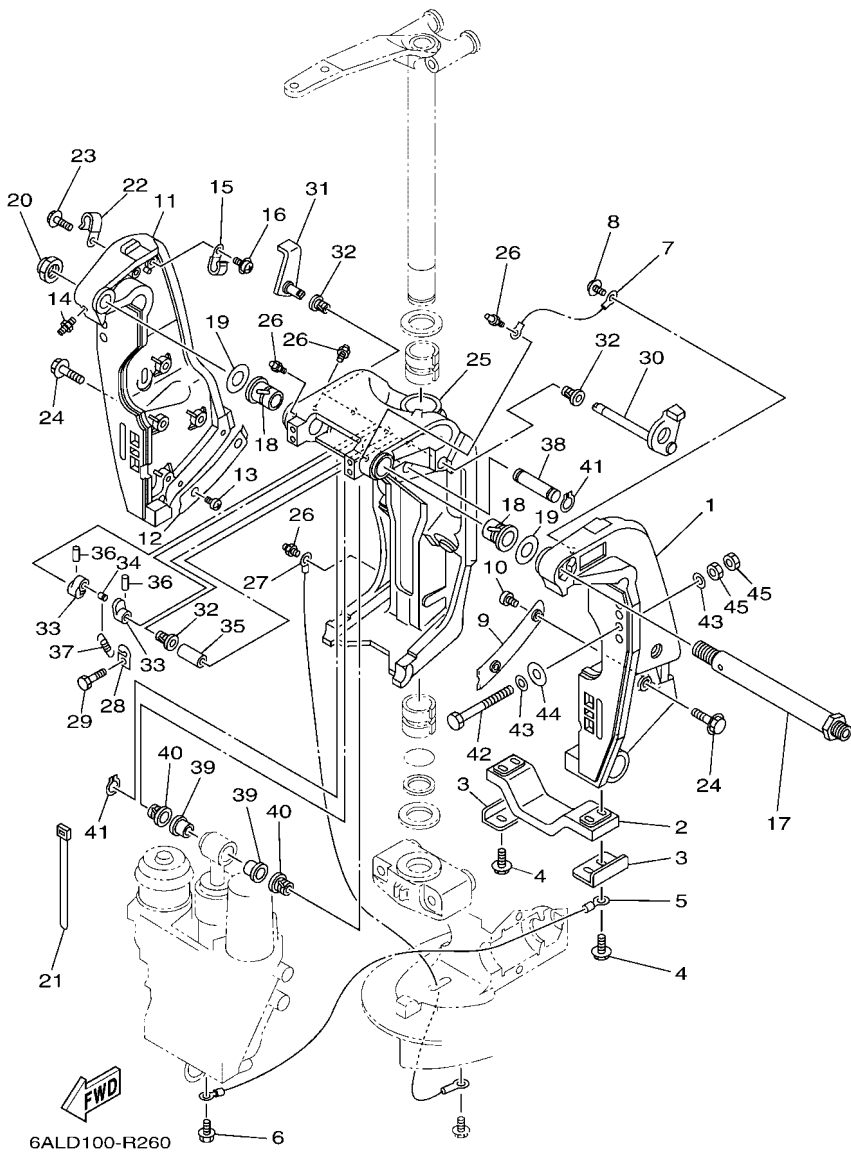


FIG. 26 BRACKET 1

SUPORTE 1

| REF. NO. | PART NO. No. PEÇA | DESCRIPTION DESCRIÇÃO | 6P2E | 6P3F | REMARKS OBSERVAÇÕES |
|----------|-------------------|--|------|------|---------------------|
| 1 | 69J-43111-02-8D | BRACKET, CLAMP 1 SUPORTE DA BRACADEIRA 1 | 1 | 1 | |
| 2 | 6G5-45251-02 | ANODE ANODO | 1 | 1 | |
| 3 | 6G5-44526-00 | PLATE PLACA | 2 | 2 | |
| 4 | 97595-06525 | BOLT, WITH WASHER PARAFUSO COM ARRUELA | 4 | 4 | |
| 5 | 6H1-82148-00 | WIRE, LEAD 4 FIO CONDUTOR 4 | 1 | 1 | |
| 6 | 97595-06510 | BOLT, WITH WASHER PARAFUSO COM ARRUELA | 1 | 1 | |
| 7 | 6E5-82148-00 | WIRE, LEAD 4 FIO CONDUTOR 4 | 1 | 1 | |
| 8 | 97985-06212 | SCREW, WITH WASHER PARAFUSO | 1 | 1 | |
| 9 | 61A-43132-00 | WASHER, FRICTION ARRUELA ESPECIAL FRICCAO | 1 | 1 | |
| 10 | 97885-06010 | SCREW, PAN HEAD PARAFUSO | 2 | 2 | |
| 11 | 69J-43112-01-8D | BRACKET, CLAMP 2 SUPORTE DA BRACADEIRA 2 | 1 | 1 | |
| 12 | 61A-43133-00 | WASHER, FRICTION ARRUELA ESPECIAL FRICCAO | 1 | 1 | |
| 13 | 97885-06010 | SCREW, PAN HEAD PARAFUSO | 2 | 2 | |
| 14 | 93700-06M03 | NIPPLE, GREASE NIPLE DE GRAXA | 1 | 1 | |
| 15 | 90465-08M83 | CLAMP BRACADEIRA | 1 | 1 | |
| 16 | 97985-06212 | SCREW, WITH WASHER PARAFUSO | 1 | 1 | |
| 17 | 6R3-43131-00 | BOLT, CLAMP BRACKET PARAFUSO DE ACO | 1 | 1 | |
| 18 | 90386-25M31 | BUSH BUCHA | 2 | 2 | |
| 19 | 90201-26M59 | WASHER, PLATE ARRUELA PLANA | 2 | 2 | |
| 20 | 90185-22M11 | NUT, SELF-LOCKING PORCA AUTOTRAVANTE | 1 | 1 | |
| 21 | 90465-11M10 | CLAMP BRACADEIRA | 4 | 4 | |
| 22 | 90465-08M83 | CLAMP BRACADEIRA | 1 | 1 | |
| 23 | 97595-06514 | BOLT, WITH WASHER PARAFUSO COM ARRUELA | 1 | 1 | |
| 24 | 90119-10024 | BOLT, WITH WASHER PARAFUSO COM ARRUELA | 8 | 8 | |
| 25 | 61A-43311-22-8D | BRACKET, SWIVEL 1 SUPORTE DO EIXO GIRATORIO | 1 | 1 | |
| 26 | 93700-06M03 | NIPPLE, GREASE NIPLE DE GRAXA | 5 | 5 | |
| 27 | 69J-82147-00 | WIRE, LEAD 5 FIO CONDUTOR 5 | 1 | 1 | |

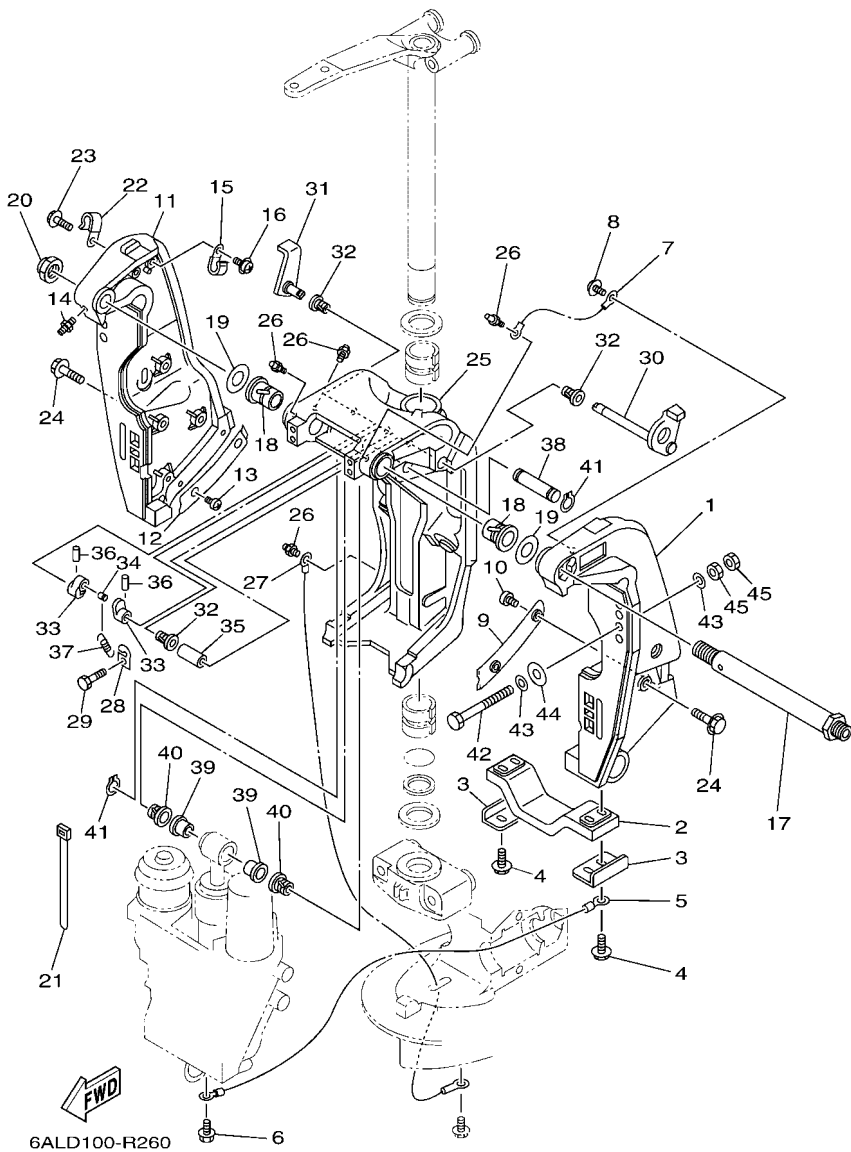
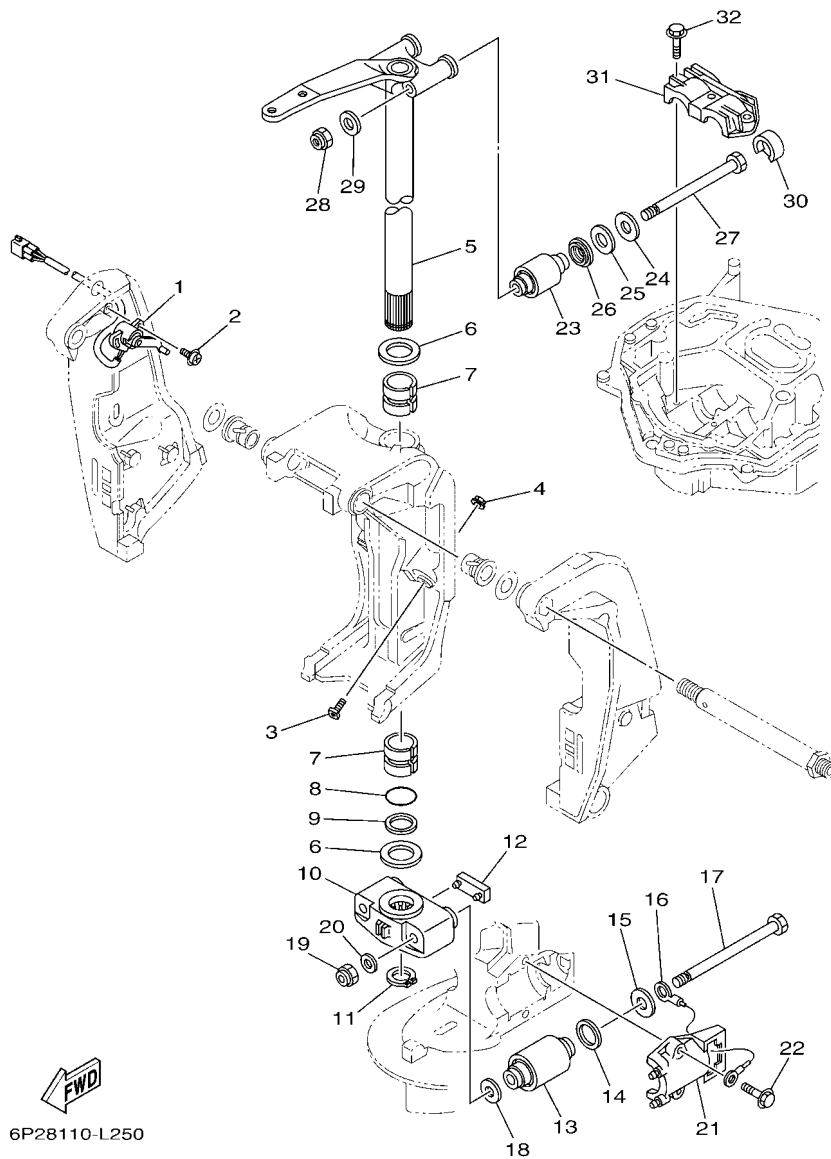


FIG. 26 BRACKET 1

SUPOORTE 1

| REF. NO. | PART NO. No. PEÇA | DESCRIPTION DESCRIÇÃO | 6P2F | 6P3F | REMARKS OBSERVAÇÕES |
|----------|-------------------|--|------|------|---------------------|
| 28 | 6G5-43144-00 | HOOK, SPRING GANCHO DA MOLLA | 1 | 1 | |
| 29 | 97095-06010 | BOLT PARAFUSO | 1 | 1 | |
| 30 | 61A-43181-01 | LEVER, TILT STOP 1 ALAVANCA LIMITADORA INCLINAC 1 | 1 | 1 | |
| 31 | 6G5-43185-02 | LEVER, TILT STOP 2 ALAVANCA LIMITADORA INCLINAC 2 | 1 | 1 | |
| 32 | 90386-10M16 | BUSH BUCHA | 3 | 3 | |
| 33 | 6G5-43148-00 | COLLAR, DISTANCE COLAR DE DISTANCIA | 2 | 2 | |
| 34 | 90249-06M19 | PIN PINO | 1 | 1 | |
| 35 | 90387-10M05 | COLLAR ESPACADOR | 1 | 1 | |
| 36 | 91690-30020 | PIN, SPRING PINO MOLLA | 2 | 2 | |
| 37 | 90506-16003 | SPRING, TENSION MOLLA DE TENSÃO | 1 | 1 | |
| 38 | 6E5-43126-10 | PIN, UPPER SHOCK MOUNT PINO DO AMORTIZADOR SUPERIOR | 1 | 1 | |
| 39 | 90386-18M63 | BUSH BUCHA | 2 | 2 | |
| 40 | 90386-18M14 | BUSH BUCHA | 2 | 2 | |
| 41 | 93410-18M05 | CIRCLIP ANEL TRAVA | 2 | 2 | |
| 42 | 90101-12M05 | BOLT (L:130MM) PARAFUSO (L:130MM) | 2 | 2 | UR UR |
| | 90101-12047 | BOLT (L:150MM) PARAFUSO (L:150MM) | 2 | 2 | UR UR |
| 43 | 90201-13M01 | WASHER, PLATE ARRUELA PLANA | 8 | 8 | |
| 44 | 90201-12426 | WASHER, PLATE ARRUELA PLANA | 4 | 4 | |
| 45 | 95380-12600 | NUT PORCA | 8 | 8 | |



6P28110-L250

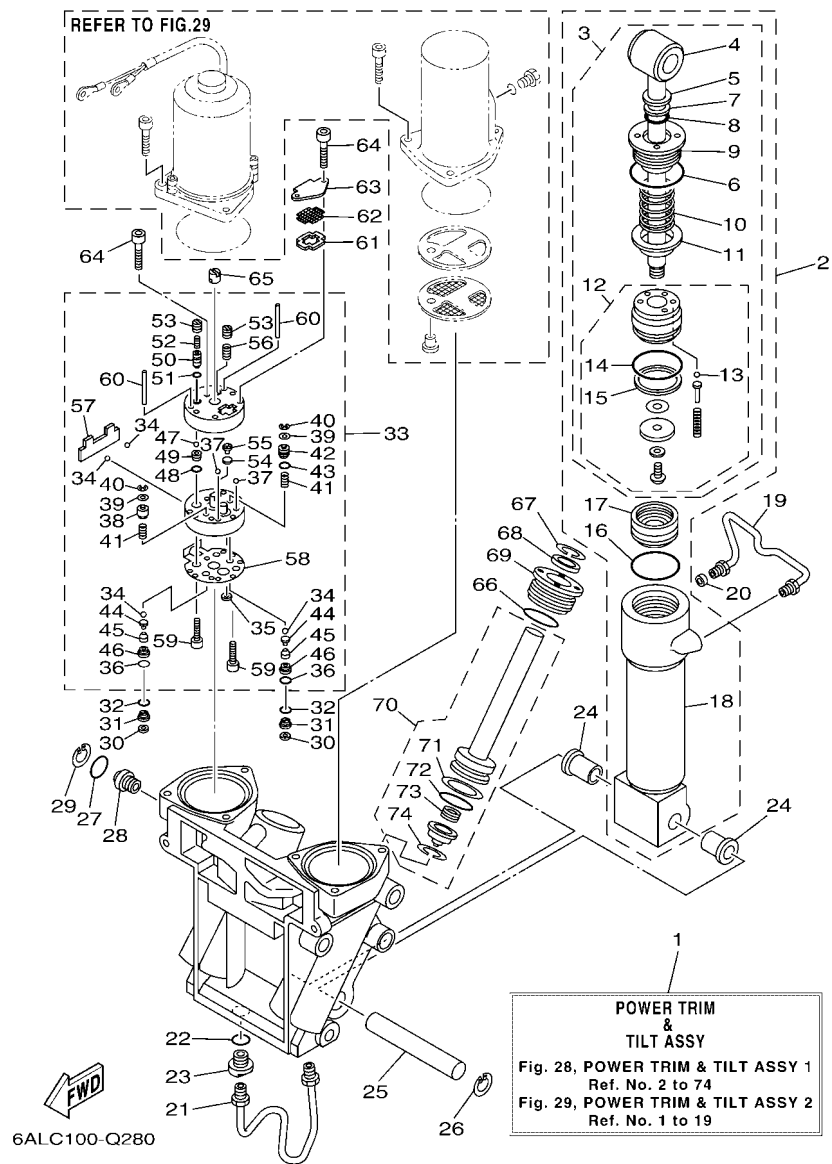
FIG. 27 BRACKET 2

SUPOORTE 2

| REF. NO. | PART NO. No. PEÇA | DESCRIPTION DESCRIÇÃO | 6P2E | 6P3F | REMARKS OBSERVAÇÕES |
|----------|-------------------|---|------|------|---------------------|
| 1 | 69J-83672-11 | TRIM SENDER SENSOR DO TRIM | 1 | 1 | |
| 2 | 97985-06216 | SCREW, WITH WASHER PARAFUSO | 2 | 2 | |
| 3 | 61A-43376-00 | BOLT, THRUST RECEIVER PARAFUSO ESPECIAL TRAVAMENTO | 2 | 2 | |
| 4 | 95780-10300 | NUT, FLANGE PORCA FLANGE | 2 | 2 | |
| 5 | 69J-42510-00-8D | STEERING BRACKET ASSY SUPORTE DIRECIONAL CONJ. | 1 | 1 | |
| 6 | 90201-40M00 | WASHER, PLATE ARRUELA PLANA | 2 | 2 | |
| 7 | 90386-39M89 | BUSH BUCHA | 2 | 2 | |
| 8 | 93210-35321 | O-RING ANEL DE BORRACHA | 1 | 1 | |
| 9 | 90202-40M47 | WASHER, PLATE ARRUELA PLANA | 1 | 1 | |
| 10 | 69J-44551-00-8D | HOUSING, LOWER MOUNT RUBBER 1 ALOJAMENTO DO SUPORTE INFERIOR | 1 | 1 | |
| 11 | 93410-37M04 | CIRCLIP ANEL TRAVA | 1 | 1 | |
| 12 | 61A-44575-00 | DAMPER, LOWER MOUNT RUBBER BORRACHA AMORTIZADOR INFERIOR | 1 | 1 | |
| 13 | 60X-44555-00 | MOUNT DAMPER, LOWER SIDE AMORTIZADOR INFERIOR | 2 | 2 | |
| 14 | 90202-32M19 | WASHER, PLATE ARRUELA PLANA | 2 | 2 | |
| 15 | 90201-16016 | WASHER, PLATE ARRUELA PLANA | 2 | 2 | |
| 16 | 6E5-82149-00 | WIRE, LEAD 3 FIO CONDUTOR 5 | 1 | 1 | |
| 17 | 90101-14002 | BOLT PARAFUSO | 2 | 2 | |
| 18 | 90201-15M58 | WASHER, PLATE ARRUELA PLANA | 2 | 2 | |
| 19 | 90185-14M00 | NUT, SELF-LOCKING PORCA AUTOTRAVANTE | 2 | 2 | |
| 20 | 92995-14600 | WASHER ARRUELA | 2 | 2 | |
| 21 | 61A-44552-01-CA | HOUSING, LOWER MOUNT RUBBER 2 ALOJAMENTO DO SUPORTE INFERIOR | 2 | 2 | |
| 22 | 90119-10024 | BOLT, WITH WASHER PARAFUSO COM ARRUELA | 4 | 4 | |
| 23 | 69J-44514-00 | MOUNT DAMPER, UPPER SIDE AMORTIZADOR SUPERIOR | 2 | 2 | |
| 24 | 90201-16015 | WASHER, PLATE ARRUELA PLANA | 2 | 2 | |
| 25 | 90202-28M46 | WASHER, PLATE ARRUELA PLANA | 2 | 2 | |
| 26 | 69J-44532-00 | STOPPER, UPPER MOUNT LIMITADOR DE MONTAGEM SUPERIOR | 2 | 2 | |
| 27 | 90101-14003 | BOLT PARAFUSO | 2 | 2 | |

FIG. 28 POWER TRIM & TILT ASSY 1

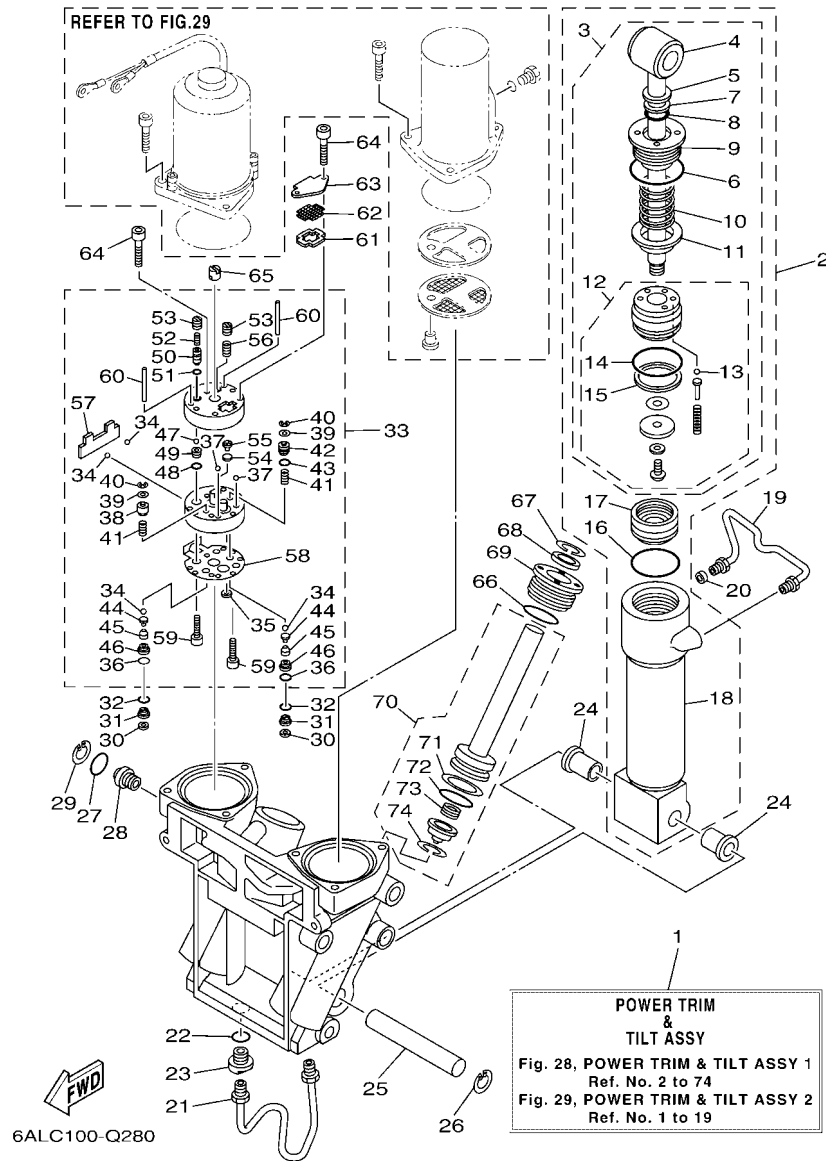
SISTEMA INCLINACAO 1



| REF. NO. | PART NO. No. PEÇA | DESCRIPTION DESCRIÇÃO | 6P2E | 6P3F | REMARKS OBSERVAÇÕES |
|----------|-------------------|--|------|------|---------------------|
| 1 | 69J-43800-08-8D | POWER TRIM & TILT ASSY SISTEMA INCLINACAO (TRIM/TILT) | 1 | 1 | |
| 2 | 6CE-43840-00 | POWER TILT ASSY SISTEMA INCLINACAO (TILT) | 1 | 1 | |
| 3 | 6CE-43810-00 | .TILT PISTON SUB ASSY .PISTAO SUB CONJ. | 1 | 1 | |
| 4 | 69J-43801-01 | ..ROD ..HASTE | 1 | 1 | |
| 5 | 93106-19N50 | ..OIL SEAL ..RETENTOR DE OLEO | 1 | 1 | |
| 6 | 63P-43861-20 | ..O-RING ..ANEL DE BORRACHA | 1 | 1 | |
| 7 | 6H1-43872-00 | ..RING, BACK UP ..ANEL TRASEIRO | 1 | 1 | |
| 8 | 61A-4389H-01 | ..O-RING ..ANEL DE BORRACHA | 1 | 1 | |
| 9 | 61A-43811-00 | ..SCREW, CYLINDER END ..PARAFUSO TERMINACAO CILINDRO | 1 | 1 | |
| 10 | 69J-4384H-00 | ..SPRING ..MOLA | 1 | 1 | |
| 11 | 69J-4382E-00 | ..ADAPTOR 2 ..ADAPTADOR 2 | 1 | 1 | |
| 12 | 6CE-4380P-00 | ..PISTON SUB ASSY ..PISTAO SUB CONJUNTO | 1 | 1 | |
| 13 | 93505-32038 | ...BALL ...ESFERA | 5 | 5 | |
| 14 | 61A-43861-00 | ...O-RING ...ANEL DE BORRACHA | 1 | 1 | |
| 15 | 61A-43871-00 | ...RING, BACK UP ...ANEL TRASEIRO | 1 | 1 | |
| 16 | 61A-43861-00 | .O-RING .ANEL DE BORRACHA | 1 | 1 | |
| 17 | 6H1-43814-11 | .PISTON, FREE .PISTAO | 1 | 1 | |
| 18 | 61A-43813-02 | .CYLINDER, TILT .CILINDRO DO SISTEMA INCLINACAO | 1 | 1 | |
| 19 | 61A-43835-01 | PIPE TUBO | 1 | 1 | |
| 20 | 69J-4388J-00 | PLUG 2 PLUG 2 | 1 | 1 | |
| 21 | 69J-43833-02 | PIPE TUBO | 1 | 1 | |
| 22 | 93210-17239 | O-RING ANEL DE BORRACHA | 1 | 1 | |
| 23 | 69J-4388E-01 | BOLT ,SCREW PARAFUSO | 1 | 1 | |
| 24 | 90386-18M14 | BUSH BUCHA | 2 | 2 | |
| 25 | 61A-43818-00 | PIN, LOWER SHOCK MOUNT PINO DO INFERIOR DE MONTAGEM | 1 | 1 | |
| 26 | 61A-43876-00 | RING, SNAP ANEL TRAVA DO RETENTOR | 1 | 1 | |
| 27 | 6D8-43863-00 | O-RING ANEL DE BORRACHA | 1 | 1 | |

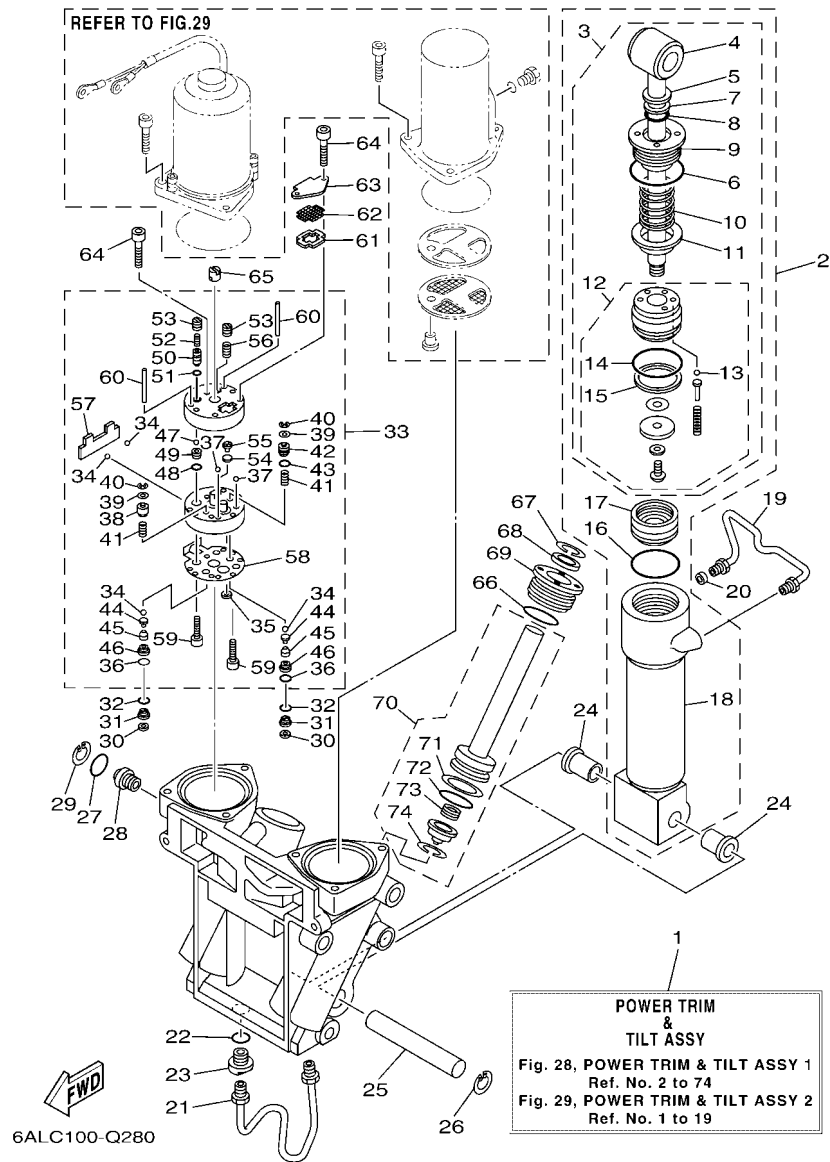
FIG. 28 POWER TRIM & TILT ASSY 1

SISTEMA INCLINACAO 1



| REF. NO. | PART NO. No. PEÇA | DESCRIPTION DESCRIÇÃO | 6P2F | 6P3F | REMARKS OBSERVAÇÕES |
|----------|-------------------|---|------|------|---------------------|
| 28 | 69J-43845-00 | SCREW, MANUAL RELEASE PARAFUSO DO REGULAGEM MANUAL | 1 | 1 | |
| 29 | 6H1-43875-00 | RING, SNAP ANEL TRAVA DO RETENTOR | 1 | 1 | |
| 30 | 69J-4381C-00 | FILTER 3 FILTRO 3 | 2 | 2 | |
| 31 | 69J-43899-01 | PLATE STOPPER PLACA DO LIMITADOR | 2 | 2 | |
| 32 | 69J-4389J-00 | O-RING ANEL DE BORRACHA | 2 | 2 | |
| 33 | 69J-43830-01 | GEAR PUMP ASSY ENGRENAGEM DA BOMBA CONJ. | 1 | 1 | |
| 34 | 93505-32038 | .BALL .ESFERA | 4 | 4 | |
| 35 | 69J-4381C-00 | .FILTER 3 .FILTRO 3 | 1 | 1 | |
| 36 | 69J-4389J-00 | .O-RING .ANEL DE BORRACHA | 2 | 2 | |
| 37 | 93503-16003 | .BALL .ESFERA | 2 | 2 | |
| 38 | 6CJ-4384M-00 | .PISTON, SHUTTLE 2 .PISTAO 2 | 1 | 1 | |
| 39 | 69A-4384F-00 | .SEAL, MAIN VALVE .RETENTOR DA VALVULA PRINCIPAL | 2 | 2 | |
| 40 | 99002-03600 | .CIRCLIP .ANEL TRAVA | 2 | 2 | |
| 41 | 69J-43894-00 | .SPRING, SHUTTLE RETURN .MOLA DO RETORNO | 2 | 2 | |
| 42 | 6CJ-43841-00 | .PISTON, SHUTTLE .PISTAO | 1 | 1 | |
| 43 | 6H1-43883-00 | .O-RING .ANEL DE BORRACHA | 1 | 1 | |
| 44 | 60V-4386A-00 | .PIN, ABSORBER VALVE .PINO | 2 | 2 | |
| 45 | 69J-43853-00 | .SPRING, MAIN VALVE .MOLA MESTRE DA VALVULA | 2 | 2 | |
| 46 | 6CJ-43893-00 | .WASHER .ARRUELA | 2 | 2 | |
| 47 | 93501-08001 | .BALL .ESFERA | 2 | 2 | |
| 48 | 93210-08391 | .O-RING .ANEL DE BORRACHA | 1 | 1 | |
| 49 | 69J-43851-00 | .SEAT, RELIEF VALVE .ASSENTO DA VALVULA | 1 | 1 | |
| 50 | 63P-43844-20 | .PIN, VALVE SUPPORT .PINO DE SUPORTE VALVULA | 1 | 1 | |
| 51 | 93210-064A5 | .O-RING .ANEL DE BORRACHA | 1 | 1 | |
| 52 | 69J-43855-00 | .SPRING, UP RELIEF .MOLA SUPERIOR | 1 | 1 | |
| 53 | 6CJ-43843-00 | .SCREW, VALVE LOCK PARAFUSO DA TRAVA VALVULA | 2 | 2 | |
| 54 | 6H1-4384G-11 | .SEAL, RELIEF VALVE .RETENTOR DA VALVULA | 1 | 1 | |

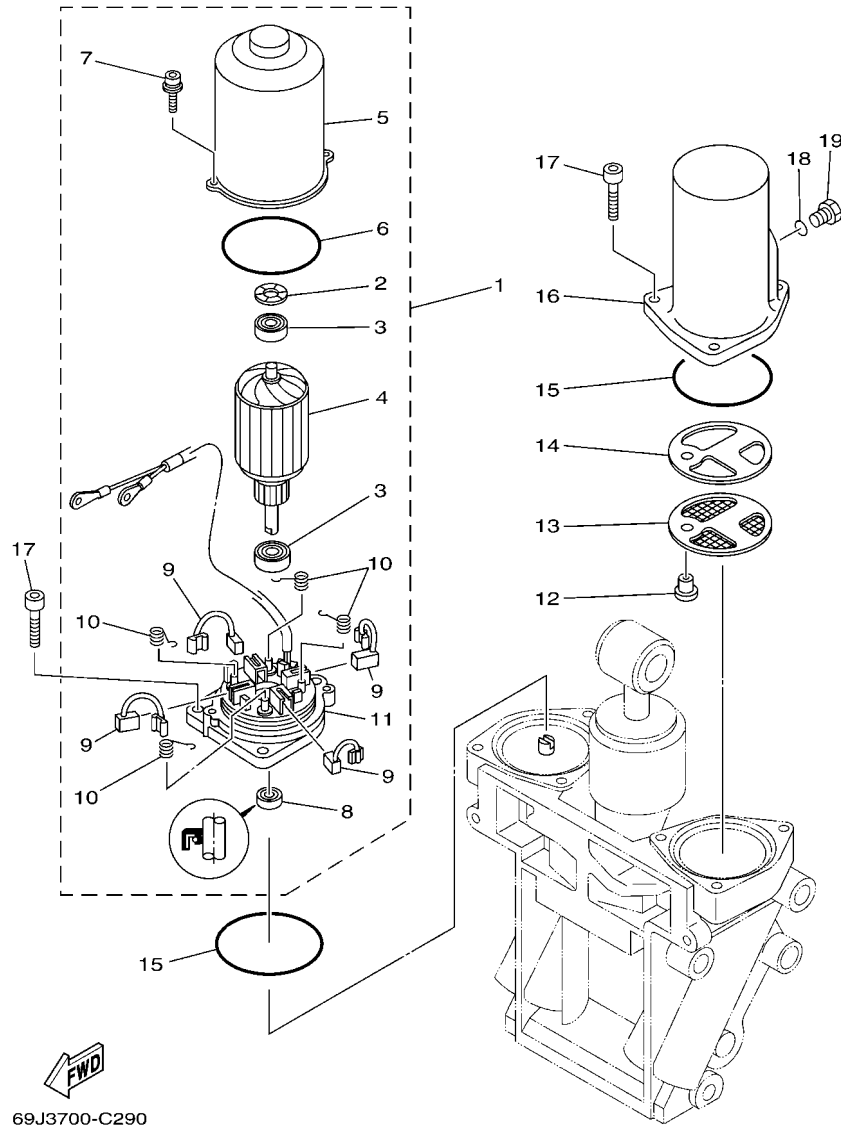
FIG. 28 POWER TRIM & TILT ASSY 1



| REF. NO. | PART NO. No. PEÇA | DESCRIPTION DESCRIÇÃO | 6P2F | 6P3F | REMARKS OBSERVAÇÕES |
|----------|-------------------|--|------|------|---------------------|
| 55 | 6H1-43844-10 | .PIN, VALVE SUPPORT .PINO DE SUPORTE VALVULA | 1 | 1 | |
| 56 | 6H1-43856-10 | .SPRING, DOWN RELIEF .MOLA INFERIOR | 1 | 1 | |
| 57 | 69J-43854-00 | .SPRING, MANUAL RELEASE .MOLA DO REGULAGEM MANUAL | 1 | 1 | |
| 58 | 69J-4384G-00 | .SEAL, RELIEF VALVE .RETENTOR DA VALVULA | 1 | 1 | |
| 59 | 91318-05025 | .BOLT .PARAFUSO | 2 | 2 | |
| 60 | 93604-35236 | .PIN, DOWEL .PINO GUIA | 2 | 2 | |
| 61 | 69J-43871-00 | RING, BACK UP ANEL TRASEIRO | 1 | 1 | |
| 62 | 69J-43816-00 | FILTER 1 FILTRO 1 | 1 | 1 | |
| 63 | 69J-4381J-00 | PLATE PLACA | 1 | 1 | |
| 64 | 91318-05040 | BOLT PARAFUSO | 3 | 3 | |
| 65 | 69J-43831-00 | CONNECTOR, SHAFT CONECTOR DO EIXO | 1 | 1 | |
| 66 | 61A-43861-00 | O-RING ANEL DE BORRACHA | 2 | 2 | |
| 67 | 6T4-43875-01 | RING, SNAP ANEL TRAVA DO RETENTOR | 2 | 2 | |
| 68 | 69J-43822-00 | SEAL, TRIM DUST RETENTOR | 2 | 2 | |
| 69 | 61A-43821-01 | SCREW, TRIM CYLINDER END PARAFUSO TERMINACAO CILINDRO | 2 | 2 | |
| 70 | 69J-43820-01 | TRIM PISTON SUB ASSY PISTAO SUB CONJ. | 2 | 2 | |
| 71 | 61A-43874-00 | .RING, BACK UP .ANEL TRASEIRO | 1 | 1 | |
| 72 | 61A-43864-00 | .O-RING .ANEL DE BORRACHA | 1 | 1 | |
| 73 | 61A-4384H-10 | .SPRING .MOLA | 1 | 1 | |
| 74 | 61A-43875-10 | .RING, SNAP .ANEL TRAVA DO RETENTOR | 1 | 1 | |

FIG. 29 POWER TRIM & TILT ASSY 2

SISTEMA INCLINACAO 2

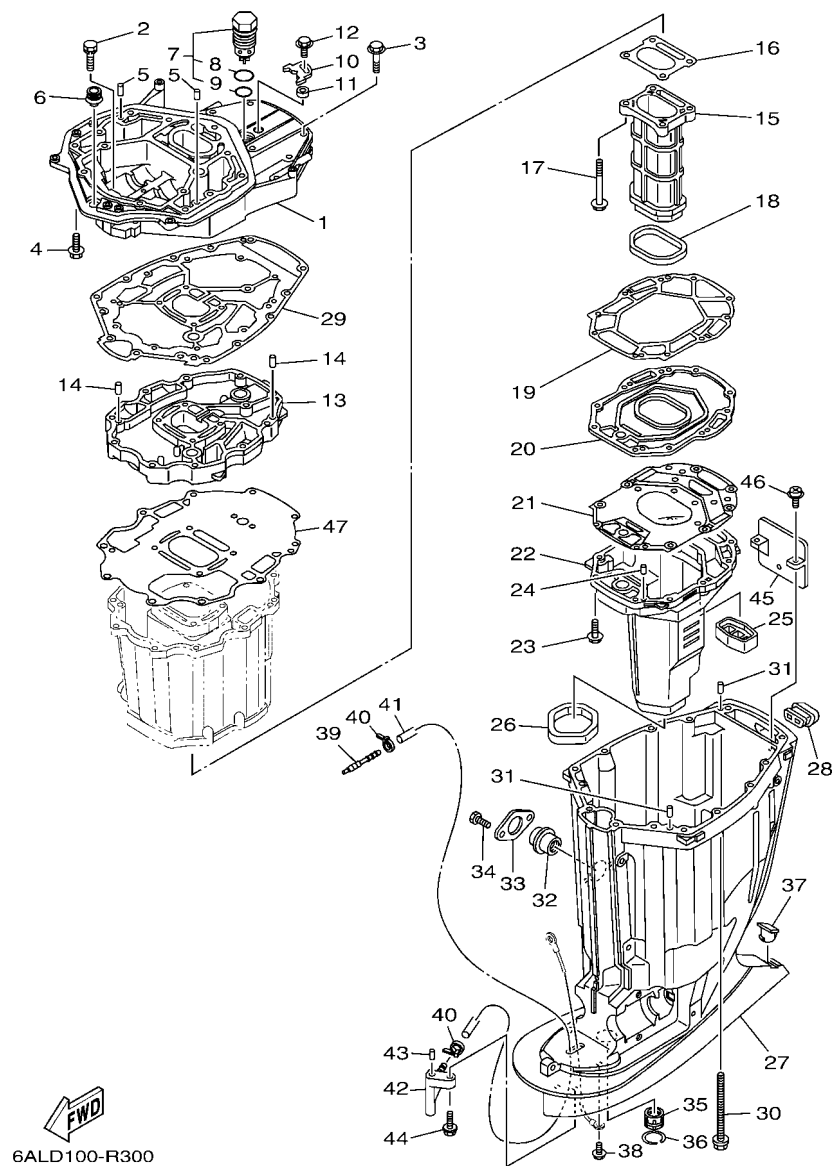


69J3700-C290

| REF. NO. | PART NO. No. PEÇA | DESCRIPTION DESCRIÇÃO | 6P2F | 6P3F | REMARKS OBSERVAÇÕES |
|----------|-------------------|---|------|------|---------------------|
| 1 | 69J-43880-01 | MOTOR ASSY MOTOR CONJ. | 1 | 1 | |
| 2 | 90206-14N50 | .WASHER, WAVE .ARRUELA ONDULADA | 1 | 1 | |
| 3 | 93399-999T6 | .BEARING .ROLAMENTO | 2 | 2 | |
| 4 | 69J-43805-00 | .ARMATURE ASSY .ARMADURA CONJUNTO | 1 | 1 | |
| 5 | 69J-43804-00 | .STATOR ASSY .ESTATOR CONJUNTO | 1 | 1 | |
| 6 | 69J-43861-00 | .O-RING .ANEL DE BORRACHA | 1 | 1 | |
| 7 | 69J-43886-00 | .BOLT .PARAFUSO | 2 | 2 | |
| 8 | 69J-43882-00 | .OIL SEAL .RETENTOR DE OLEO | 1 | 1 | |
| 9 | 69J-43891-00 | .BRUSH 1 .ESCOVA 1 | 4 | 4 | |
| 10 | 69J-4386K-00 | .SPRING, BRUSH .MOLA DAS ESCOVAS | 4 | 4 | |
| 11 | 69J-43881-01 | .FRAME, END .BASE DE TERMINACAO DO MOTOR | 1 | 1 | |
| 12 | 69J-4388H-00 | PLUG PLUG | 1 | 1 | |
| 13 | 69J-43817-00 | FILTER 2 FILTRO 2 | 1 | 1 | |
| 14 | 69J-4388F-00 | SPACER ESPACADOR | 1 | 1 | |
| 15 | 93210-66001 | O-RING ANEL DE BORRACHA | 2 | 2 | |
| 16 | 69J-43828-00 | BODY, RESERVOIR CORPO DO RESERVATORIO | 1 | 1 | |
| 17 | 69J-43888-00 | BOLT, SOCKET PARAFUSO | 6 | 6 | |
| 18 | 93210-09165 | O-RING ANEL DE BORRACHA | 1 | 1 | |
| 19 | 6H1-43829-00 | PLUG, RESERVOIR TAMPAO DO RESERVATORIO | 1 | 1 | |

FIG. 30 UPPER CASING

CAPA INFERIOR

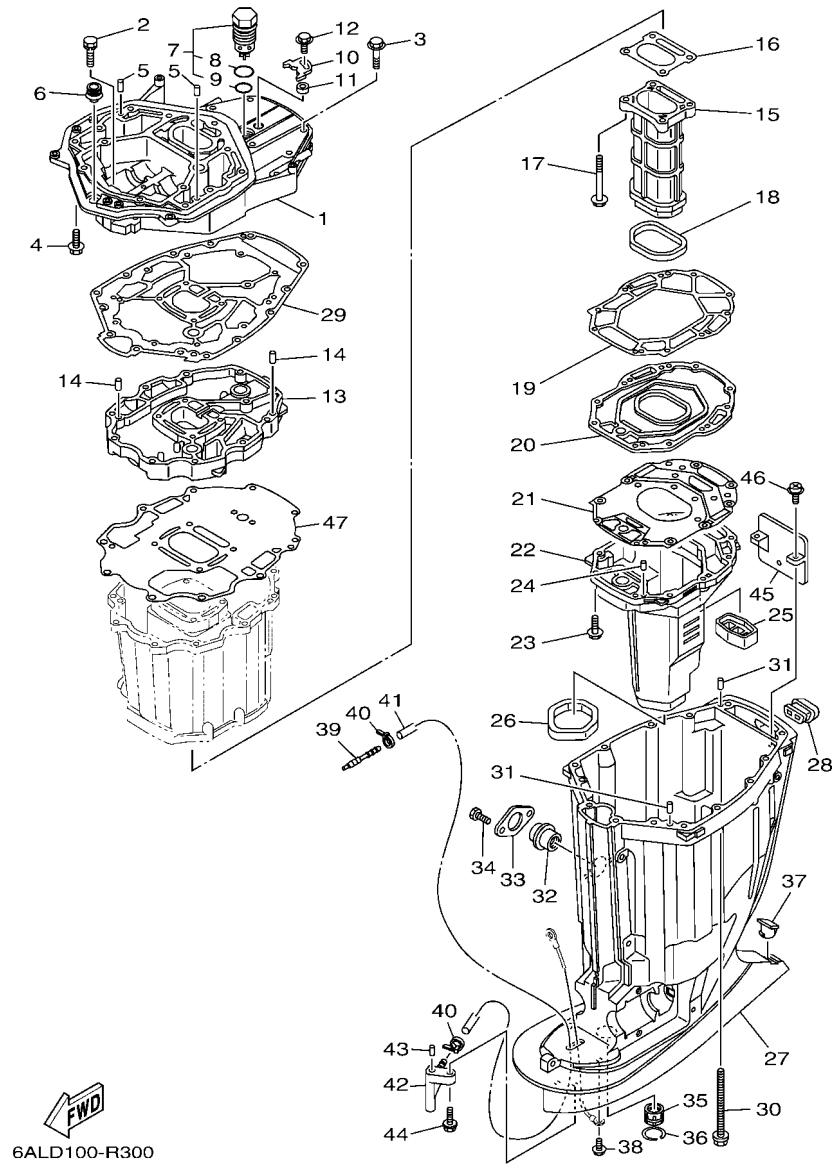


6ALD100-R300

| REF. NO. | PART NO. No. PEÇA | DESCRIPTION DESCRIÇÃO | 6P2E | 6P3F | | | REMARKS OBSERVAÇÕES |
|----------|-------------------|--|------|------|--|--|---------------------|
| 1 | 69J-41137-10-CA | GUIDE, EXHAUST GUIA DO ESCAPE | 1 | 1 | | | |
| 2 | 90119-08102 | BOLT, WITH WASHER PARAFUSO COM ARRUELA | 2 | 2 | | | |
| 3 | 97575-10545 | BOLT, WITH WASHER PARAFUSO COM ARRUELA | 7 | 7 | | | |
| 4 | 97575-10535 | BOLT, WITH WASHER PARAFUSO COM ARRUELA | 7 | 7 | | | |
| 5 | 93608-16M16 | PIN, DOWEL PINO | 2 | 2 | | | |
| 6 | 6E5-42724-00 | GROMMET ILHO | 1 | 1 | | | |
| 7 | 6AW-11371-10 | PRESSURE CONTROL VALVE ASSY TAMPA | 1 | 1 | | | |
| 8 | 93210-347A1 | .O-RING .ANEL DE BORRACHA | 1 | 1 | | | |
| 9 | 93210-28543 | .O-RING .ANEL DE BORRACHA | 1 | 1 | | | |
| 10 | 69J-12233-00 | PLATE, GUIDE STOPPER 1 PLACA DA GUIA LIMITADORA 1 | 1 | 1 | | | |
| 11 | 90387-06037 | COLLAR ESPACADOR | 1 | 1 | | | |
| 12 | 97595-06520 | BOLT, WITH WASHER PARAFUSO COM ARRUELA | 1 | 1 | | | |
| 13 | 69J-41131-11-CA | MANIFOLD, EXT. 1 TUBO MULTIPLO DE ESCAPE 1 | 1 | 1 | | | |
| 14 | 93608-16M16 | PIN, DOWEL PINO | 2 | 2 | | | |
| 15 | 69J-41132-20-9S | MANIFOLD, EXHAUST TUBO MULTIPLO DE ESCAPE | 1 | 1 | | | |
| 16 | 6P2-41134-00 | GASKET, EXHAUST MANIFOLD GAXETA DO MULTIPLO DE ESCAPE | 1 | 1 | | | |
| 17 | 97575-08590 | BOLT, WITH WASHER PARAFUSO COM ARRUELA | 4 | 4 | | | |
| 18 | 69J-41138-00 | SEAL, EXT. 1 VEDACAO DO ESCAPE 1 | 1 | 1 | | | |
| 19 | 69J-41135-A0 | GASKET, EXHAUST MANIFOLD GAXETA DO MULTIPLO DE ESCAPE | 1 | 1 | | | |
| 20 | 69J-45181-10-9S | PLATE PLACA | 1 | 1 | | | |
| 21 | 6S1-41136-00 | GASKET, EXHAUST MANIFOLD 4 GAXETA DO MULTIPLO DE ESCAPE 4 | 1 | 1 | | | |
| 22 | 69J-14711-21-9S | MUFFLER 1 SILENCIADOR 1 | 1 | 1 | | | |
| 23 | 97575-08535 | BOLT, WITH WASHER PARAFUSO COM ARRUELA | 10 | 10 | | | |
| 24 | 93606-19M23 | PIN, DOWEL PINO GUIA | 2 | 2 | | | |
| 25 | 69J-45127-00 | SEAL RETENTOR DE BORRACHA | 1 | 1 | | | |
| 26 | 69J-45123-00 | GASKET, MUFFLER GAXETA DO SILENCIADOR | 1 | 1 | | | |
| 27 | 69J-45111-10-8D | CASING, UPPER CAIXA SUPERIOR | 1 | 1 | | | |

FIG. 30 UPPER CASING

CAPA INFERIOR

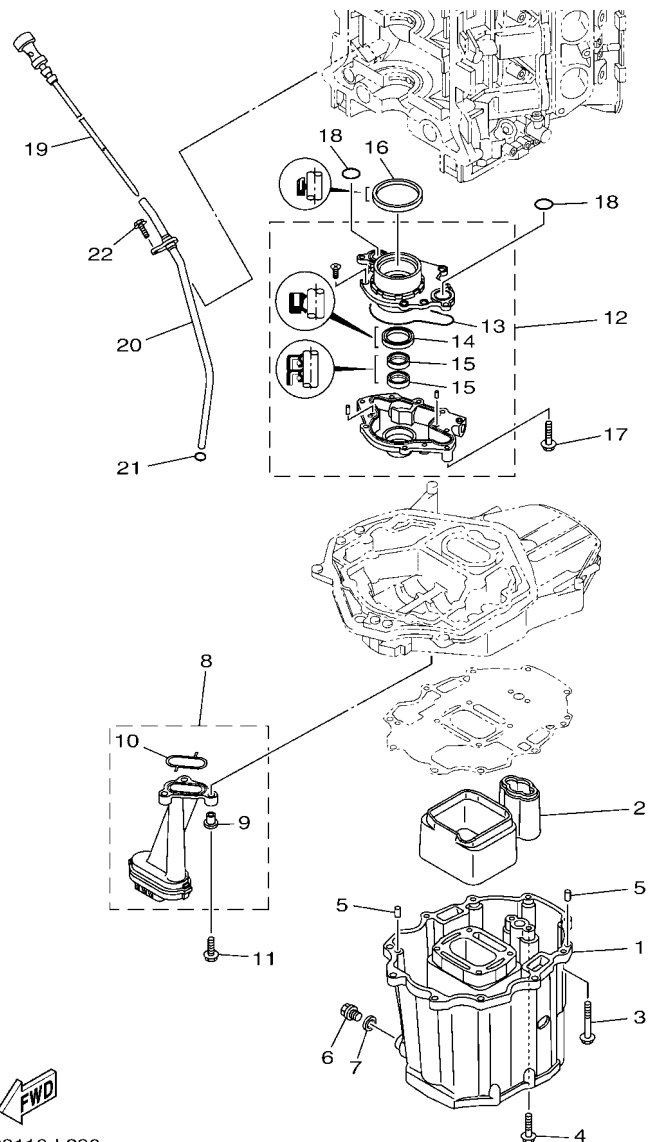


6ALD100-R300

| REF. NO. | PART NO. No. PEÇA | DESCRIPTION DESCRIÇÃO | 6P2F | 6P3F | REMARKS OBSERVAÇÕES |
|----------|-------------------|---|------|------|----------------------|
| 28 | 69J-42769-00 | SEAL, RUBBER RETENTOR DE BORRACHA | 1 | 1 | |
| 29 | 69J-45113-20 | GASKET, UPPER CASING GAXETA DA CAIXA SUPERIOR | 1 | 1 | |
| 30 | 90119-10007 | BOLT, WITH WASHER PARAFUSO COM ARRUELA | 6 | 6 | |
| 31 | 93608-16M16 | PIN, DOWEL PINO | 2 | 2 | |
| 32 | 69J-15316-00 | DAMPER 1 AMORTIZADOR 1 | 1 | 1 | |
| 33 | 69J-45152-10 | COVER, UPPER CASING 2 TAMPA DA RABETA SUPERIOR 2 | 1 | 1 | |
| 34 | 97095-06012 | BOLT PARAFUSO | 2 | 2 | |
| 35 | 69J-45318-01 | BUSHING, DRIVE SHAFT BUCHA DO EIXO DE DIRECAO | 1 | 1 | |
| 36 | 93420-36M01 | CIRCLIP ANEL TRAVA | 1 | 1 | |
| 37 | 61A-45155-00 | CAP CAPA | 1 | 1 | |
| 38 | 95895-06010 | BOLT, FLANGE PARAFUSO FLANGE | 1 | 1 | |
| 39 | 6E5-83558-00 | END, NIPPLE TERMINAL DE LIGACAO | 1 | 1 | |
| 40 | 90465-11M10 | CLAMP BRACADEIRA | 2 | 2 | |
| 41 | 90445-07010 | HOSE (L1330) TUBO (L1330) | 1 | 1 | X(25.3") X(25.3") |
| 42 | 61A-45378-00 | NIPPLE, HOSE NIPLE DO TUBO | 1 | 1 | |
| 43 | 93606-12019 | PIN, DOWEL PINO GUIA | 1 | 1 | |
| 44 | 90119-06M17 | BOLT, WITH WASHER PARAFUSO COM ARRUELA | 1 | 1 | |
| 45 | 69J-14624-01 | COVER, EXHAUST TAMPA DO ESCAPE | 1 | 1 | |
| 46 | 97980-06216 | SCREW, WITH WASHER PARAFUSO | 2 | 2 | |
| 47 | 69J-15312-01 | GASKET, OIL PAN GAXETA DA CAPA DO OLEO | 1 | 1 | |

FIG. 31 OIL PAN

BANDEJA DE OLEO



6P28110-L290

| REF. NO. | PART NO. No. PEÇA | DESCRIPTION DESCRIÇÃO | 6P2E | 6P3F | | | REMARKS OBSERVAÇÕES |
|----------|-------------------|--|------|------|--|--|---------------------|
| 1 | 69J-15311-10-CA | OIL PAN CARTER DO OLEO | 1 | 1 | | | |
| 2 | 69J-15761-00 | SEAL, RUBBER 1 VEDACAO DE BORRACHA 1 | 1 | 1 | | | |
| 3 | 97575-08560 | BOLT, WITH WASHER PARAFUSO COM ARRUELA | 10 | 10 | | | |
| 4 | 97575-08535 | BOLT, WITH WASHER PARAFUSO COM ARRUELA | 2 | 2 | | | |
| 5 | 93608-16M16 | PIN, DOWEL PINO | 2 | 2 | | | |
| 6 | 90340-14M06 | PLUG, STRAIGHT SCREW TAMPAO DO DRENO | 1 | 1 | | | |
| 7 | 90430-14M09 | GASKET GAXETA | 1 | 1 | | | |
| 8 | 69J-13411-00 | STRAINER, OIL FILTRADOR DE OLEO | 1 | 1 | | | |
| 9 | 90387-06263 | .COLLAR .ESPACADOR | 3 | 3 | | | |
| 10 | 69J-13415-00 | .SEAL, OIL STRAINER .VEDACAO DO FILTRADOR DE OLEO | 1 | 1 | | | |
| 11 | 95812-06025 | BOLT, FLANGE PARAFUSO FLANGE | 3 | 3 | | | |
| 12 | 6P2-13300-00 | OIL PUMP ASSY BOMBA DE OLEO COMPLETA | 1 | 1 | | | |
| 13 | 69J-13329-01 | .GASKET, PUMP COVER .GAXETA DA TAMPA DA BOMBA | 1 | 1 | | | |
| 14 | 6AW-13119-00 | .OIL SEAL .VEDACAO DA GRAXA | 1 | 1 | | | |
| 15 | 69J-13631-00 | .OIL SEAL .RETENTOR DE OLEO | 2 | 2 | | | |
| 16 | 69J-11355-00 | SEAL, CYLINDER 1 VEDACAO DO CILINDRO 1 | 1 | 1 | | | |
| 17 | 97575-06540 | BOLT, WITH WASHER PARAFUSO COM ARRUELA | 4 | 4 | | | |
| 18 | 93210-25552 | O-RING ANEL DE BORRACHA | 2 | 2 | | | |
| 19 | 6P2-15362-10 | PLUG, OIL LEVEL TAMPAO DO NIVEL DE OLEO | 1 | 1 | | | |
| 20 | 6P2-15377-10 | GUIDE, INLET GUIA DA ENTRADA | 1 | 1 | | | |
| 21 | 93210-19MJ3 | O-RING ANEL DE BORRACHA | 1 | 1 | | | |
| 22 | 95895-06016 | BOLT, FLANGE PARAFUSO FLANGE | 1 | 1 | | | |

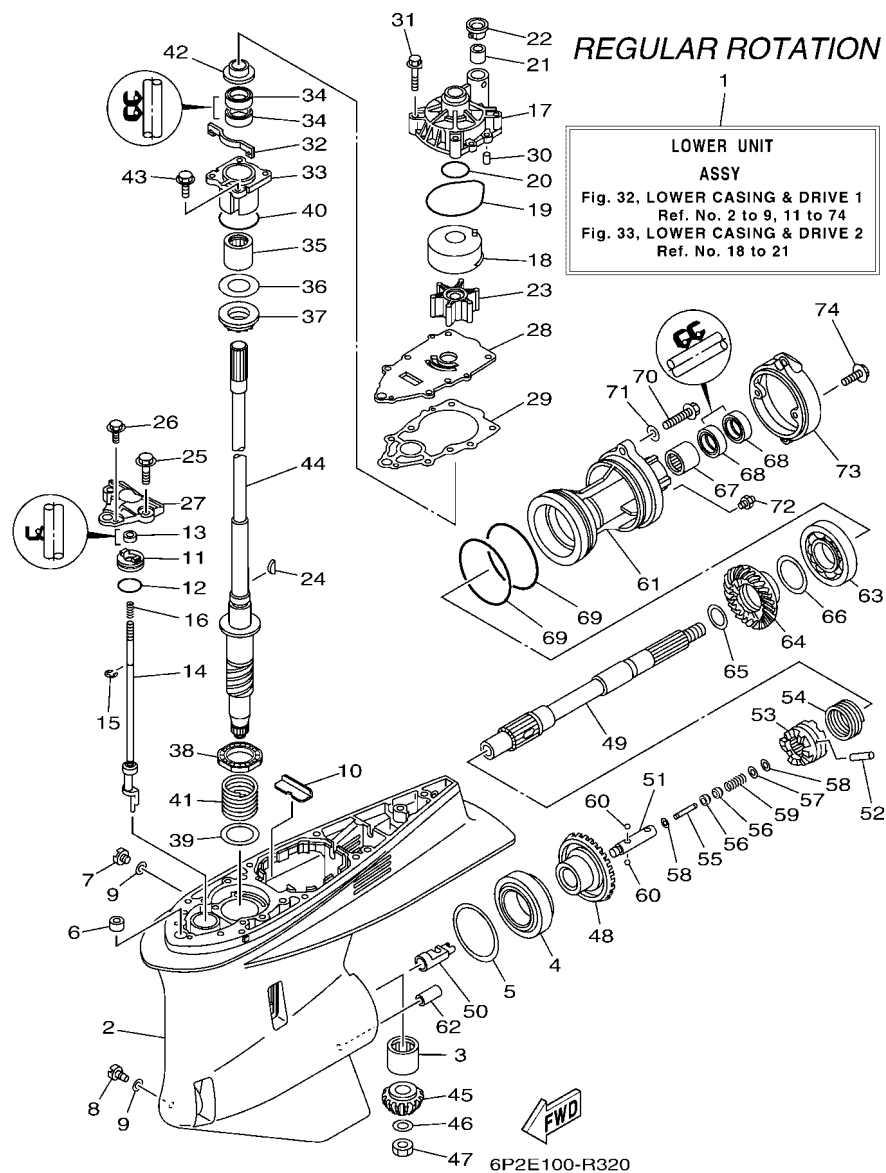


FIG. 32 LOWER CASING & DRIVE 1

CARACA INF. E TRANSMISSAO 1

| REF. NO. | PART NO. No. PEÇA | DESCRIPTION DESCRIÇÃO | 6P2E | 6P3F | REMARKS OBSERVAÇÕES |
|--------------|---|--|------|----------|----------------------------|
| 1 | 6P2-45300-41-8D | LOWER UNIT ASSY UNIDADE DA RABETA INFERIOR CJ. | 1 | | X(25.3"),RH X(25.3"),RH |
| 2 | 6P2-45301-10-8D | CASING, LOWER RABETA INFERIOR | 1 | | |
| 3 | 93311-83280 | BEARING ROLAMENTO | 1 | | |
| 4 | 93332-000W1 | BEARING ROLAMENTO | 1 | | |
| 5 | 61A-45567-00 | SHIM (T:0.10MM) ARRUELA CALCO (T:0.10MM) | 1 | | UR UR |
| 61A-45567-10 | SHIM (T:0.12MM) ARRUELA CALCO (T:0.12MM) | 1 | | UR UR | |
| 61A-45567-20 | SHIM (T:0.15MM) ARRUELA CALCO (T:0.15MM) | 1 | | UR UR | |
| 61A-45567-30 | SHIM (T:0.18MM) ARRUELA CALCO (T:0.18MM) | 1 | | UR UR | |
| 61A-45567-40 | SHIM (T:0.30MM) ARRUELA CALCO (T:0.30MM) | 1 | | UR UR | |
| 61A-45567-50 | SHIM (T:0.40MM) ARRUELA CALCO (T:0.40MM) | 1 | | UR UR | |
| 61A-45567-60 | SHIM (T:0.50MM) ARRUELA CALCO (T:0.50MM) | 1 | | UR UR | |
| 6 | 663-44366-00 | DAMPER, WATER SEAL 2 AMORTIZADOR DE BORRACHA 2 | 1 | | |
| 7 | 90340-08002 | PLUG, STRAIGHT SCREW TAMPAO DO DRENO | 1 | | |
| 8 | 688-45341-10 | PLUG, DRAIN TAMPAO DE ESGOTO | 1 | | |
| 9 | 90430-08003 | GASKET GAXETA | 2 | | |
| 10 | 61A-45376-00 | GUIDE, SEAL DAMPER GUIA DE AMORTIZADOR DE VEDACAO | 1 | | |
| 11 | 65N-45321-00 | PLATE PLACA | 1 | | |
| 12 | 93210-33M49 | O-RING ANEL DE BORRACHA | 1 | | |
| 13 | 93106-09014 | OIL SEAL RETENTOR DE OLEO | 1 | | |
| 14 | 6P2-44150-00 | SHIFT CAM ASSY CAME DE MUDANCA CONJ. | 1 | | |
| 15 | 99001-08600 | CIRCLIP ANEL TRAVA | 1 | | |
| 16 | 90501-11M10 | SPRING, COMPRESSION MOLA DE COMPRESSAO | 1 | | |
| 17 | 61A-44311-01 | HOUSING, WATER PUMP ALOJAMENTO DA BOMBA D'AGUA | 1 | | |
| 18 | 61A-44322-02 | INSERT, CARTRIDGE INSERTO DA BOMBA D'AGUA | 1 | | |
| 19 | 93210-86M38 | O-RING ANEL DE BORRACHA | 1 | | |
| 20 | 93210-37160 | O-RING ANEL DE BORRACHA | 1 | | |
| 21 | 6E5-44365-00 | DAMPER, WATER SEAL 1 AMORTIZADOR DE BORRACHA 1 | 1 | | |

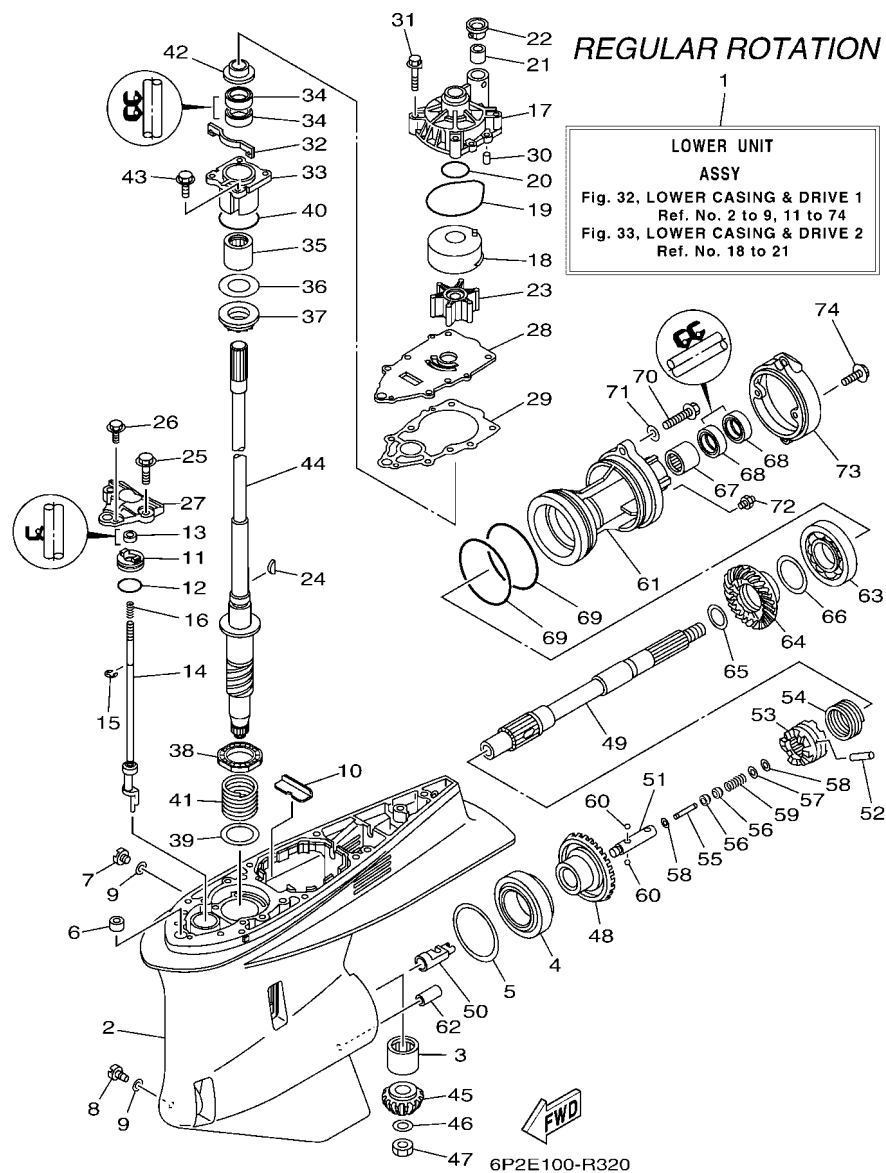


FIG. 32 LOWER CASING & DRIVE 1

CARACA INF. E TRANSMISSAO 1

| REF. NO. | PART NO. No. PEÇA | DESCRIPTION DESCRIÇÃO | 6P2E | 6P3F | REMARKS OBSERVAÇÕES |
|--------------|---|---|------|----------|---------------------|
| 22 | 6E5-44312-00 | COVER, WATER PUMP HOUSING TAMPA DA BOMBA D'AGUA | 1 | | |
| 23 | 6E5-44352-01 | IMPELLER IMPULSOR | 1 | | |
| 24 | 90280-04M05 | KEY, WOODRUFF CHAVETA MEIA LUA | 1 | | |
| 25 | 97595-08530 | BOLT, WITH WASHER PARAFUSO COM ARRUELA | 2 | | |
| 26 | 97595-06516 | BOLT, WITH WASHER PARAFUSO COM ARRUELA | 1 | | |
| 27 | 60X-44312-00 | COVER, WATER PUMP HOUSING TAMPA DA BOMBA D'AGUA | 1 | | |
| 28 | 6P2-44323-00 | OUTER PLATE, CARTRIDGE PLACA DA EXTERNA DA BOMBA | 1 | | |
| 29 | 60X-44315-A0 | GASKET, WATER PUMP GAXETA DA BOMBA D'AGUA | 1 | | |
| 30 | 93606-12019 | PIN, DOWEL PINO GUIA | 2 | | |
| 31 | 90119-08M14 | BOLT, WITH WASHER PARAFUSO COM ARRUELA | 4 | | |
| 32 | 6P2-45723-00 | PLATE, SEAL PLACA DO VEDADOR | 1 | | |
| 33 | 6P2-45331-00-9S | HOUSING, BEARING ALOJAMENTO DO ROLAMENTO | 1 | | |
| 34 | 93101-28M16 | OIL SEAL RETENTOR DE OLEO | 2 | | |
| 35 | 93317-330U2 | BEARING ROLAMENTO | 1 | | |
| 36 | 61A-45587-00 | SHIM (T:0.10MM) ARRUELA CALCO (T:0.10MM) | 1 | | UR UR |
| 61A-45587-10 | SHIM (T:0.12MM) ARRUELA CALCO (T:0.12MM) | 1 | | UR UR | |
| 61A-45587-20 | SHIM (T:0.15MM) ARRUELA CALCO (T:0.15MM) | 1 | | UR UR | |
| 61A-45587-30 | SHIM (T:0.18MM) ARRUELA CALCO (T:0.18MM) | 1 | | UR UR | |
| 61A-45587-40 | SHIM (T:0.30MM) ARRUELA CALCO (T:0.30MM) | 1 | | UR UR | |
| 61A-45587-50 | SHIM (T:0.40MM) ARRUELA CALCO (T:0.40MM) | 1 | | UR UR | |
| 61A-45587-60 | SHIM (T:0.50MM) ARRUELA CALCO (T:0.50MM) | 1 | | UR UR | |
| 37 | 93341-93020 | BEARING ROLAMENTO | 1 | | |
| 38 | 93341-34019 | BEARING ROLAMENTO | 1 | | |
| 39 | 90201-42014 | WASHER, PLATE ARRUELA PLANA | 1 | | |
| 40 | 93210-55M14 | O-RING ANEL DE BORRACHA | 1 | | |
| 41 | 90501-450A2 | SPRING, COMPRESSION MOLA DE COMPRESSAO | 1 | | |
| 42 | 6E5-45344-00 | COVER, OIL SEAL TAMPA DO RETENTOR DE OLEO | 1 | | |

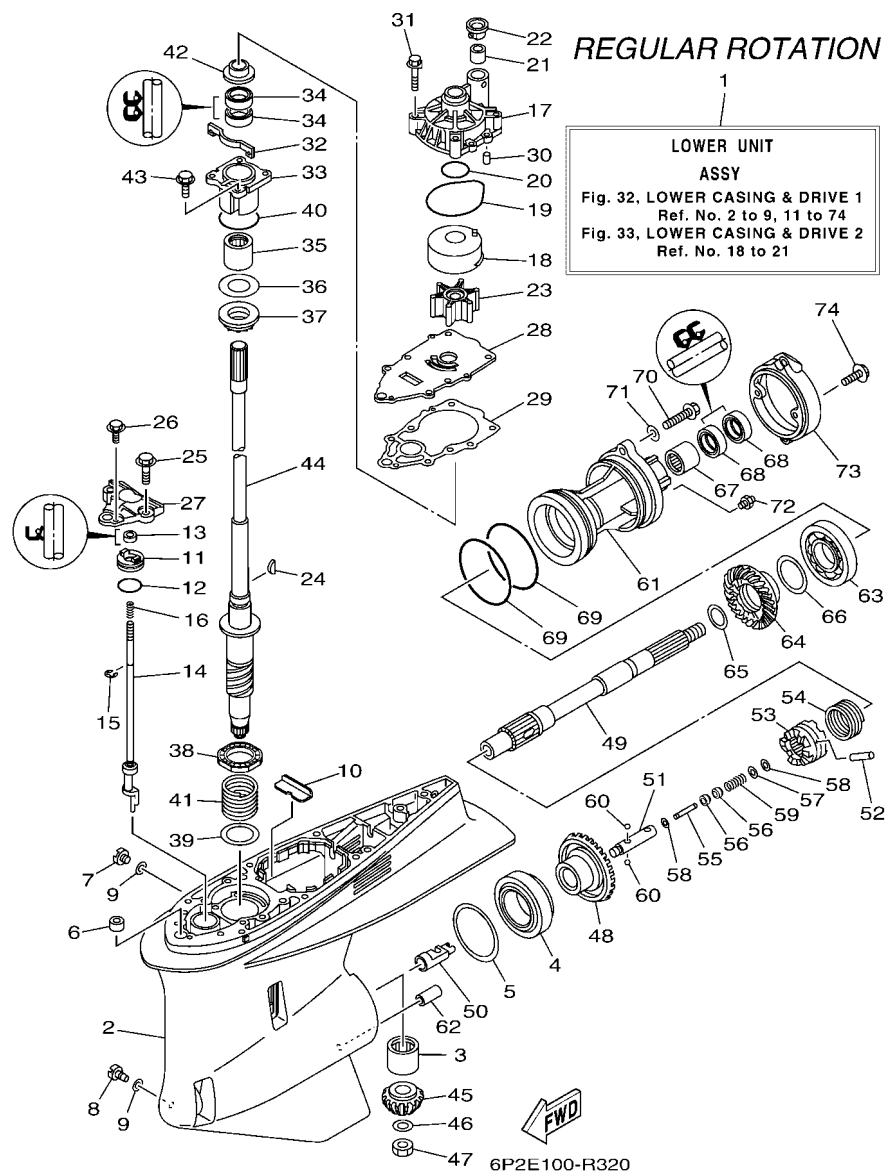


FIG. 32 LOWER CASING & DRIVE 1

CARACA INF. E TRANSMISSAO 1

| REF. NO. | PART NO. No. PEÇA | DESCRIPTION DESCRIÇÃO | 6P2E | 6P3F | REMARKS OBSERVAÇÕES |
|----------|-------------------|--|------|------|----------------------|
| 43 | 97595-08525 | BOLT, WITH WASHER PARAFUSO COM ARRUELA | 4 | | |
| 44 | 6P2-45501-01 | DRIVE SHAFT COMP. EIXO DE DIRECIONAL COMPL. | 1 | | X(25.3") X(25.3") |
| 45 | 6P2-45551-02 | PINION (15T) PINHAO (13D) | 1 | | |
| 46 | 90201-16M00 | WASHER, PLATE ARRUELA PLANA | 1 | | |
| 47 | 90170-16M19 | NUT PORCA | 1 | | |
| 48 | 6P2-45560-01 | GEAR 1 (30T) ENGRENAGEM 1 (30D) | 1 | | |
| 49 | 69J-45611-00 | SHAFT, PROPELLER EIXO DA HELICE | 1 | | |
| 50 | 61A-45641-02 | SHIFTER ALTERADOR DE MUDANCA | 1 | | |
| 51 | 61A-45634-01 | SLIDE, SHIFT LAMINA DE MUDANCA | 1 | | |
| 52 | 61A-45632-00 | PIN, CROSS PINO DE ACO | 1 | | |
| 53 | 69J-45631-00 | CLUTCH, DOG ENGATE DA ENGRENAGEM | 1 | | |
| 54 | 61A-45633-00 | RING, CROSS PIN ANEL DE FIXACAO DO PINHAO | 1 | | |
| 55 | 6H1-45668-00 | SHAFT, FREE 1 EIXO DE LIVRE 1 | 1 | | |
| 56 | 61A-45635-00 | PLUNGER, SHIFT ACIONADOR DE MUDANCA | 2 | | |
| 57 | 90201-02M00 | WASHER, PLATE ARRUELA PLANA | 1 | | |
| 58 | 90183-02M03 | NUT, SPRING PORCA MOLA | 2 | | |
| 59 | 90501-10M77 | SPRING, COMPRESSION MOLA DE COMPRESSAO | 1 | | |
| 60 | 93501-04011 | BALL ESFERA | 2 | | |
| 61 | 6D0-45332-00-CA | HOUSING, BEARING ALOJAMENTO DO ROLAMENTO | 1 | | |
| 62 | 99590-10114 | PIN, DOWEL PINO GUIA | 1 | | |
| 63 | 93306-210U0 | BEARING ROLAMENTO | 1 | | |
| 64 | 6P2-45571-00 | GEAR 2 (30T) ENGRENAGEM FRONTAL 2 (30D) | 1 | | |
| 65 | 6P2-45578-00 | SHIM (T:1.80MM) ARRUELA CALCO (T:1.80MM) | 1 | | UR |
| | 6P2-45578-10 | SHIM (T:1.90MM) ARRUELA CALCO (T:1.90MM) | 1 | | UR |
| | 6P2-45578-20 | SHIM (T:2.00MM) ARRUELA CALCO (T:2.00MM) | 1 | | UR |
| | 6P2-45578-30 | SHIM (T:2.10MM) ARRUELA CALCO (T:2.10MM) | 1 | | UR |
| | 6P2-45578-40 | SHIM (T:2.20MM) ARRUELA CALCO (T:2.20MM) | 1 | | UR |

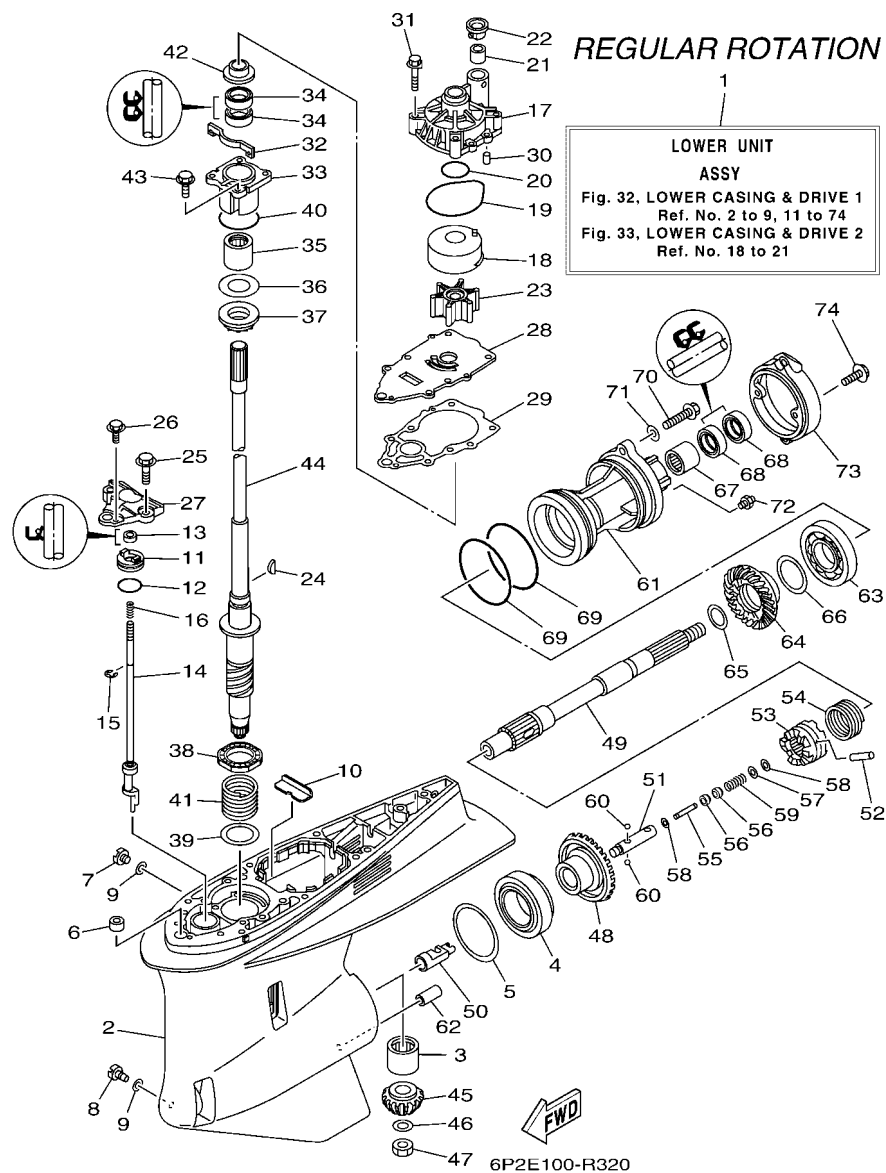


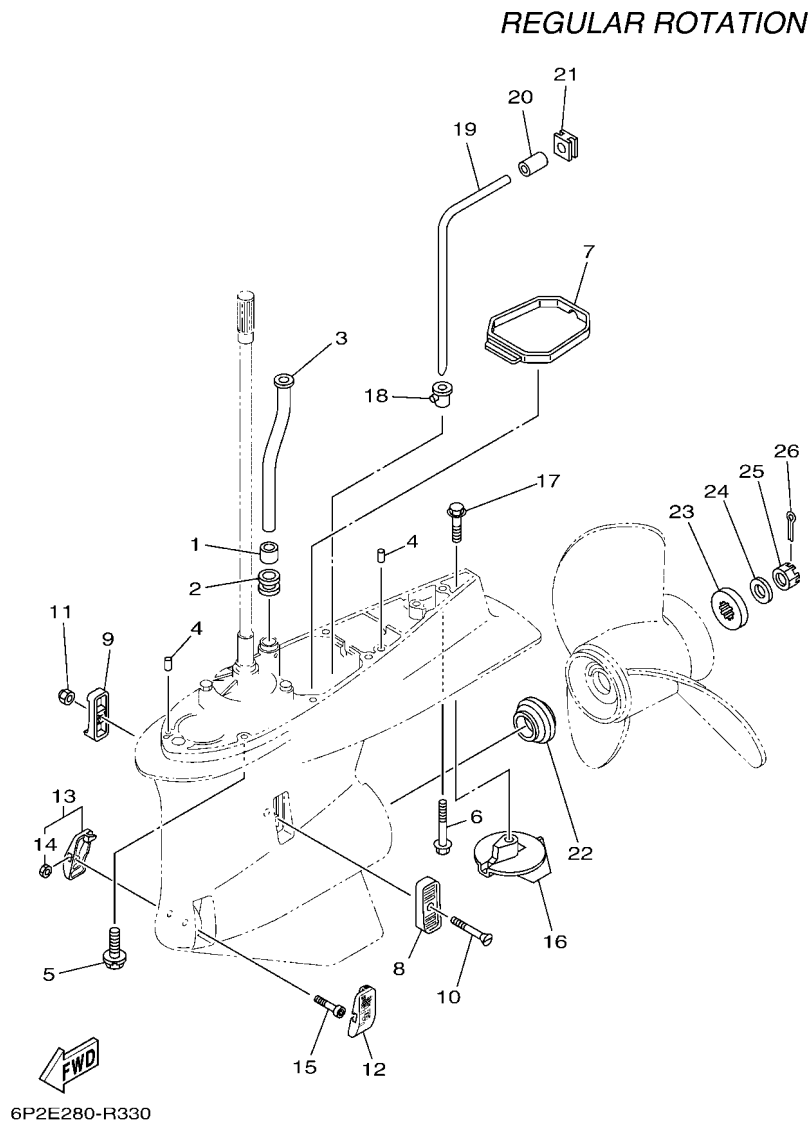
FIG. 32 LOWER CASING & DRIVE 1

CARACA INF. E TRANSMISSAO 1

| REF. NO. | PART NO. No. PEÇA | DESCRIPTION DESCRIÇÃO | 6P2E | 6P3F | REMARKS OBSERVAÇÕES |
|----------|-------------------|--|------|------|---------------------|
| 66 | 61A-45577-00 | SHIM (T:0.10MM) ARRUELA CALCO (T:0.10MM) | 1 | | UR |
| | 61A-45577-10 | SHIM (T:0.12MM) ARRUELA CALCO (T:0.12MM) | 1 | | UR |
| | 61A-45577-20 | SHIM (T:0.15MM) ARRUELA CALCO (T:0.15MM) | 1 | | UR |
| | 61A-45577-30 | SHIM (T:0.18MM) ARRUELA CALCO (T:0.18MM) | 1 | | UR |
| | 61A-45577-40 | SHIM (T:0.30MM) ARRUELA CALCO (T:0.30MM) | 1 | | UR |
| | 61A-45577-50 | SHIM (T:0.40MM) ARRUELA CALCO (T:0.40MM) | 1 | | UR |
| | 61A-45577-60 | SHIM (T:0.50MM) ARRUELA CALCO (T:0.50MM) | 1 | | UR |
| 67 | 93315-43064 | BEARING ROLAMENTO | 1 | | |
| 68 | 93101-30002 | OIL SEAL RETENTOR DE OLEO | 2 | | |
| 69 | 93211-04384 | O-RING ANEL DE BORRACHA | 2 | | |
| 70 | 90105-08049 | BOLT, FLANGE PARAFUSO FLANGE | 2 | | |
| 71 | 90201-08023 | WASHER, PLATE ARRUELA PLANA | 2 | | |
| 72 | 93700-09M00 | NIPPLE, GREASE NIPLE DE GRAXA | 1 | | |
| 73 | 6D0-45361-00-8D | CAP, LOWER CASING CAPA DA RABETA INFERIOR | 1 | | |
| 74 | 97595-08520 | BOLT, WITH WASHER PARAFUSO COM ARRUELA | 2 | | |

FIG. 33 LOWER CASING & DRIVE 2

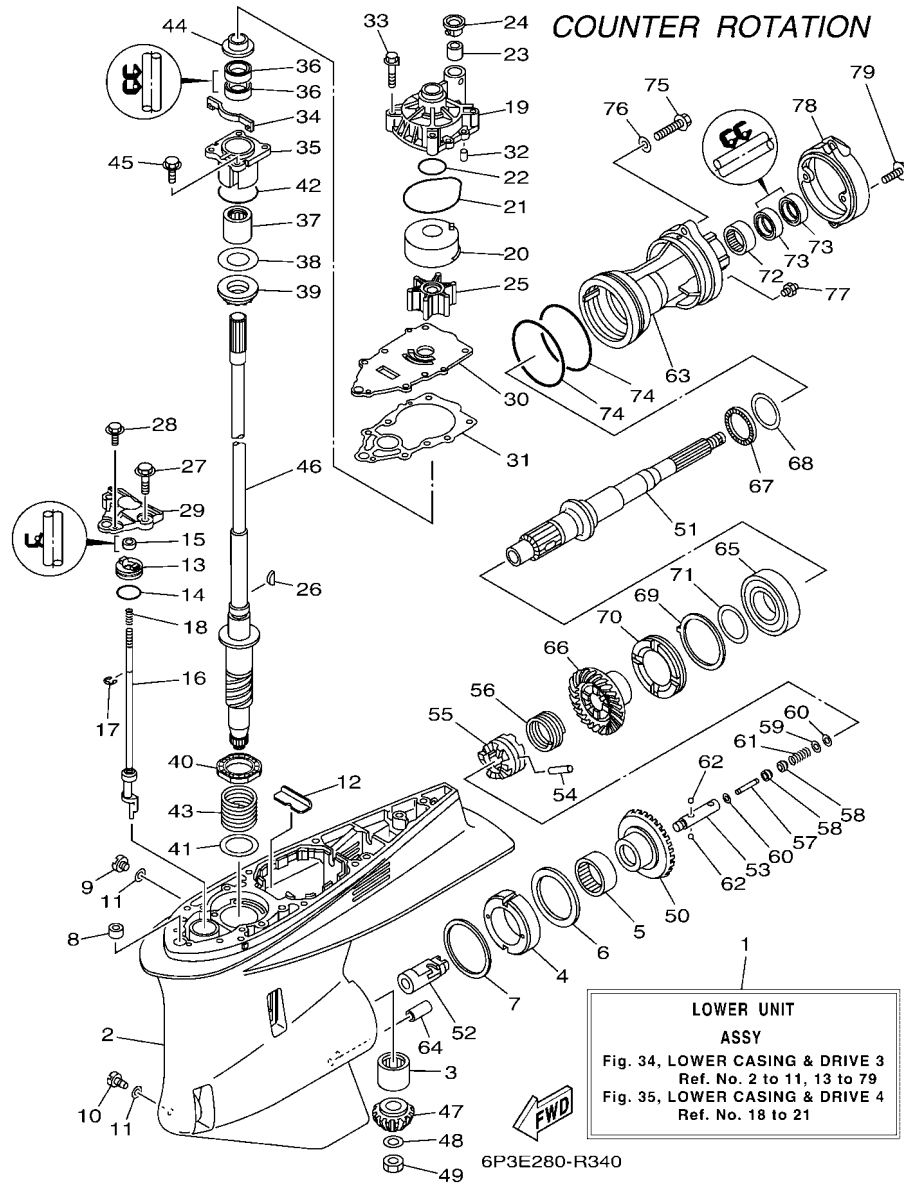
CARCACA INF. E TRANSMISSAO 2



| REF. NO. | PART NO. No. PEÇA | DESCRIPTION DESCRIÇÃO | 6P2E | 6P3F | REMARKS OBSERVAÇÕES |
|----------|-------------------|---|------|------|----------------------|
| 1 | 6E5-44365-00 | DAMPER, WATER SEAL 1 AMORTIZADOR DE BORRACHA 1 | 1 | | |
| 2 | 6E5-44366-00 | DAMPER, WATER SEAL 2 AMORTIZADOR DE BORRACHA 2 | 1 | | |
| 3 | 6S1-44361-02 | TUBE, WATER 1 TUBO DE AGUA 1 | 1 | | X(25.3") X(25.3") |
| 4 | 93608-12M05 | PIN, DOWEL PINO | 2 | | |
| 5 | 97595-10645 | BOLT, WITH WASHER PARAFUSO COM ARRUELA | 7 | | X(25.3") X(25.3") |
| 6 | 90119-10MA2 | BOLT, WITH WASHER PARAFUSO COM ARRUELA | 1 | | X(25.3") X(25.3") |
| 7 | 6D0-45375-01 | DAMPER, SEAL AMORTIZADOR DE VEDACAO | 1 | | |
| 8 | 6P2-45214-00 | COVER, WATER INLET 1 TAMPA DA ENTRADA DE AGUA 1 | 1 | | |
| 9 | 6P2-45215-00 | COVER, WATER INLET 2 TAMPA DA ENTRADA DE AGUA 2 | 1 | | |
| 10 | 90152-05M08 | SCREW, COUNTERSUNK PARAFUSO TRAMBULADOR | 1 | | |
| 11 | 90185-05002 | NUT, NYLON PORCA AUTOTRAVANTE | 1 | | |
| 12 | 6CE-45224-00 | COVER, WATER INLET 3 TAMPA DA ENTRADA DE AGUA 3 | 1 | | |
| 13 | 6CE-45225-00 | COVER, WATER INLET 4 TAMPA DA ENTRADA DE AGUA 4 | 1 | | |
| 14 | 90185-05002 | NUT, NYLON PORCA AUTOTRAVANTE | 1 | | |
| 15 | 90110-05039 | BOLT, HEXAGON SOCKET HEAD PARAFUSO HEXAGONAL INTERNO | 1 | | |
| 16 | 61A-45371-00 | TAB-TRIM ESTABILIZADOR DE DIRECAO | 1 | | |
| 17 | 90105-10M00 | BOLT, FLANGE PARAFUSO FLANGE | 1 | | |
| 18 | 6D0-44367-00 | DAMPER, WATER SEAL 3 AMORTIZADOR DE BORRACHA 3 | 1 | | |
| 19 | 6D0-44362-01 | TUBE, WATER 2 TUBO DE AGUA 2 | 1 | | |
| 20 | 6D0-44365-00 | DAMPER, WATER SEAL 1 AMORTIZADOR DE BORRACHA 1 | 1 | | |
| 21 | 6D0-44366-00 | DAMPER, WATER SEAL 2 AMORTIZADOR DE BORRACHA 2 | 1 | | |
| 22 | 69J-45987-00 | SPACER 1 ESPACADOR 1 | 1 | | |
| 23 | 688-45997-01 | SPACER 2 ESPACADOR 2 | 1 | | |
| 24 | 92990-18200 | WASHER ARRUELA | 1 | | |
| 25 | 90171-18M04 | NUT, CASTLE PORCA CASTELO | 1 | | |
| 26 | 91490-40030 | PIN, COTTER CONTRAPINO | 1 | | |

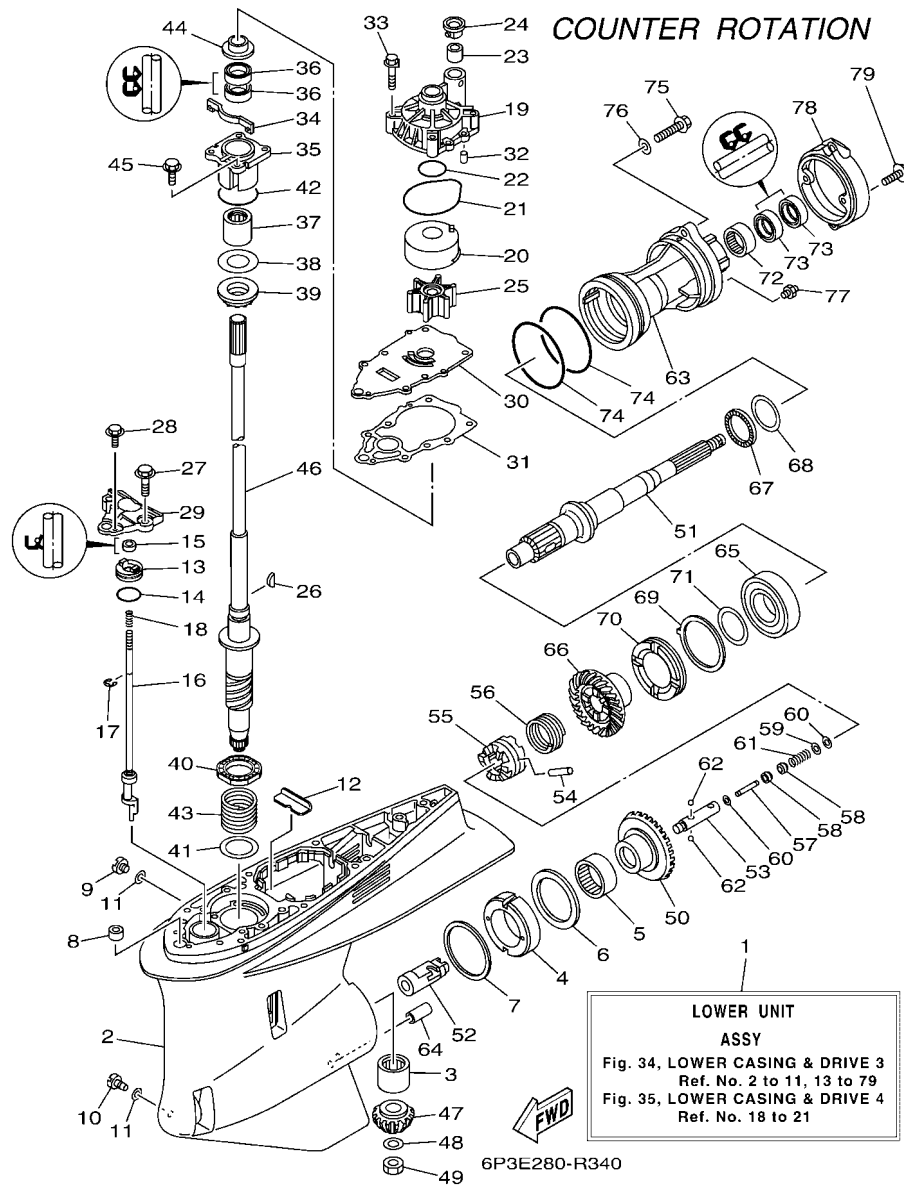
FIG. 34 LOWER CASING & DRIVE 3

CARCACA INF. E TRANSMISSAO 3



| REF. NO. | PART NO. No. PEÇA | DESCRIPTION DESCRIÇÃO | 6P2E | 6P3E | REMARKS OBSERVAÇÕES |
|----------|-------------------|--|------|------|----------------------------|
| 1 | 6P3-45300-41-8D | LOWER UNIT ASSY UNIDADE DA RABETA INFERIOR CJ. | | 1 | X(25.3"),LH X(25.3"),LH |
| 2 | 6P2-45301-10-8D | CASING, LOWER RABETA INFERIOR | | 1 | |
| 3 | 93311-83280 | BEARING ROLAMENTO | | 1 | |
| 4 | 61B-45538-01 | SPACER 1 ESPACADOR 1 | | 1 | |
| 5 | 93315-660W3 | BEARING ROLAMENTO | | 1 | |
| 6 | 93341-670V0 | BEARING ROLAMENTO | | 1 | |
| 7 | 61A-45567-00 | SHIM (T:0.10MM) ARRUELA CALCO (T:0.10MM) | | 1 | UR |
| | 61A-45567-10 | SHIM (T:0.12MM) ARRUELA CALCO (T:0.12MM) | | 1 | UR |
| | 61A-45567-20 | SHIM (T:0.15MM) ARRUELA CALCO (T:0.15MM) | | 1 | UR |
| | 61A-45567-30 | SHIM (T:0.18MM) ARRUELA CALCO (T:0.18MM) | | 1 | UR |
| | 61A-45567-40 | SHIM (T:0.30MM) ARRUELA CALCO (T:0.30MM) | | 1 | UR |
| | 61A-45567-50 | SHIM (T:0.40MM) ARRUELA CALCO (T:0.40MM) | | 1 | UR |
| | 61A-45567-60 | SHIM (T:0.50MM) ARRUELA CALCO (T:0.50MM) | | 1 | UR |
| 8 | 663-44366-00 | DAMPER, WATER SEAL 2 AMORTIZADOR DE BORRACHA 2 | | 1 | |
| 9 | 90340-08002 | PLUG, STRAIGHT SCREW TAMPAO DO DRENO | | 1 | |
| 10 | 688-45341-10 | PLUG, DRAIN TAMPAO DE ESGOTO | | 1 | |
| 11 | 90430-08003 | GASKET GAXETA | | 2 | |
| 12 | 61A-45376-00 | GUIDE, SEAL DAMPER GUIA DE AMORTIZADOR DE VEDACAO | | 1 | |
| 13 | 65N-45321-00 | PLATE PLACA | | 1 | |
| 14 | 93210-33M49 | O-RING ANEL DE BORRACHA | | 1 | |
| 15 | 93106-09014 | OIL SEAL RETENTOR DE OLEO | | 1 | |
| 16 | 6P3-44150-00 | SHIFT CAM ASSY CAME DE MUDANCA CONJ. | | 1 | |
| 17 | 99001-08600 | CIRCLIP ANEL TRAVA | | 1 | |
| 18 | 90501-11M10 | SPRING, COMPRESSION MOLA DE COMPRESSAO | | 1 | |
| 19 | 61A-44311-01 | HOUSING, WATER PUMP ALOJAMENTO DA BOMBA D'AGUA | | 1 | |
| 20 | 61A-44322-02 | INSERT, CARTRIDGE INSERTO DA BOMBA D'AGUA | | 1 | |
| 21 | 93210-86M38 | O-RING ANEL DE BORRACHA | | 1 | |

FIG. 34 LOWER CASING & DRIVE 3

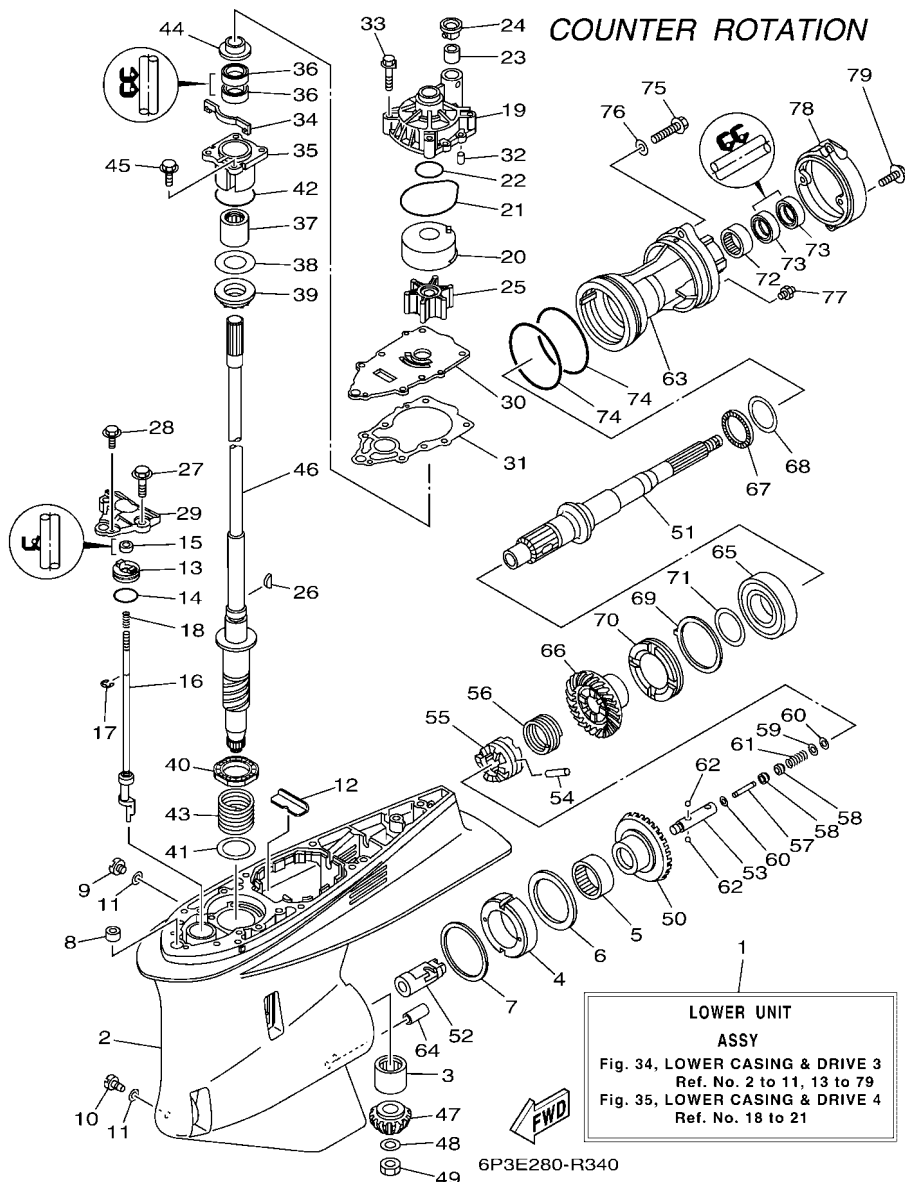


LOWER UNIT ASSY
 Fig. 34, LOWER CASING & DRIVE 3
 Ref. No. 2 to 11, 13 to 79
 Fig. 35, LOWER CASING & DRIVE 4
 Ref. No. 18 to 21

| REF. NO. | PART NO. No. PEÇA | DESCRIPTION DESCRIÇÃO | 6P2E | 6P3E | REMARKS OBSERVAÇÕES |
|----------|-------------------|---|------|------|---------------------|
| 22 | 93210-37160 | O-RING ANEL DE BORRACHA | | 1 | |
| 23 | 6E5-44365-00 | DAMPER, WATER SEAL 1 AMORTIZADOR DE BORRACHA 1 | | 1 | |
| 24 | 6E5-44312-00 | COVER, WATER PUMP HOUSING TAMPA DA BOMBA D'AGUA | | 1 | |
| 25 | 6E5-44352-01 | IMPELLER IMPULSOR | | 1 | |
| 26 | 90280-04M05 | KEY, WOODRUFF CHAVETA MEIA LUA | | 1 | |
| 27 | 97595-08530 | BOLT, WITH WASHER PARAFUSO COM ARRUELA | | 2 | |
| 28 | 97595-06516 | BOLT, WITH WASHER PARAFUSO COM ARRUELA | | 1 | |
| 29 | 60X-44312-00 | COVER, WATER PUMP HOUSING TAMPA DA BOMBA D'AGUA | | 1 | |
| 30 | 6P2-44323-00 | OUTER PLATE, CARTRIDGE PLACA DA EXTERNA DA BOMBA | | 1 | |
| 31 | 60X-44315-A0 | GASKET, WATER PUMP GAXETA DA BOMBA D'AGUA | | 1 | |
| 32 | 93606-12019 | PIN, DOWEL PINO GUIA | | 2 | |
| 33 | 90119-08M14 | BOLT, WITH WASHER PARAFUSO COM ARRUELA | | 4 | |
| 34 | 6P2-45723-00 | PLATE, SEAL PLACA DO VEDADOR | | 1 | |
| 35 | 6P2-45331-00-9S | HOUSING, BEARING ALOJAMENTO DO ROLAMENTO | | 1 | |
| 36 | 93101-28M16 | OIL SEAL RETENTOR DE OLEO | | 2 | |
| 37 | 93317-330U2 | BEARING ROLAMENTO | | 1 | |
| 38 | 61A-45587-00 | SHIM (T:0.10MM) ARRUELA CALCO (T:0.10MM) | | 1 | UR |
| | 61A-45587-10 | SHIM (T:0.12MM) ARRUELA CALCO (T:0.12MM) | | 1 | UR |
| | 61A-45587-20 | SHIM (T:0.15MM) ARRUELA CALCO (T:0.15MM) | | 1 | UR |
| | 61A-45587-30 | SHIM (T:0.18MM) ARRUELA CALCO (T:0.18MM) | | 1 | UR |
| | 61A-45587-40 | SHIM (T:0.30MM) ARRUELA CALCO (T:0.30MM) | | 1 | UR |
| | 61A-45587-50 | SHIM (T:0.40MM) ARRUELA CALCO (T:0.40MM) | | 1 | UR |
| | 61A-45587-60 | SHIM (T:0.50MM) ARRUELA CALCO (T:0.50MM) | | 1 | UR |
| 39 | 93341-93020 | BEARING ROLAMENTO | | 1 | |
| 40 | 93341-34019 | BEARING ROLAMENTO | | 1 | |
| 41 | 90201-42014 | WASHER, PLATE ARRUELA PLANA | | 1 | |
| 42 | 93210-55M14 | O-RING ANEL DE BORRACHA | | 1 | |

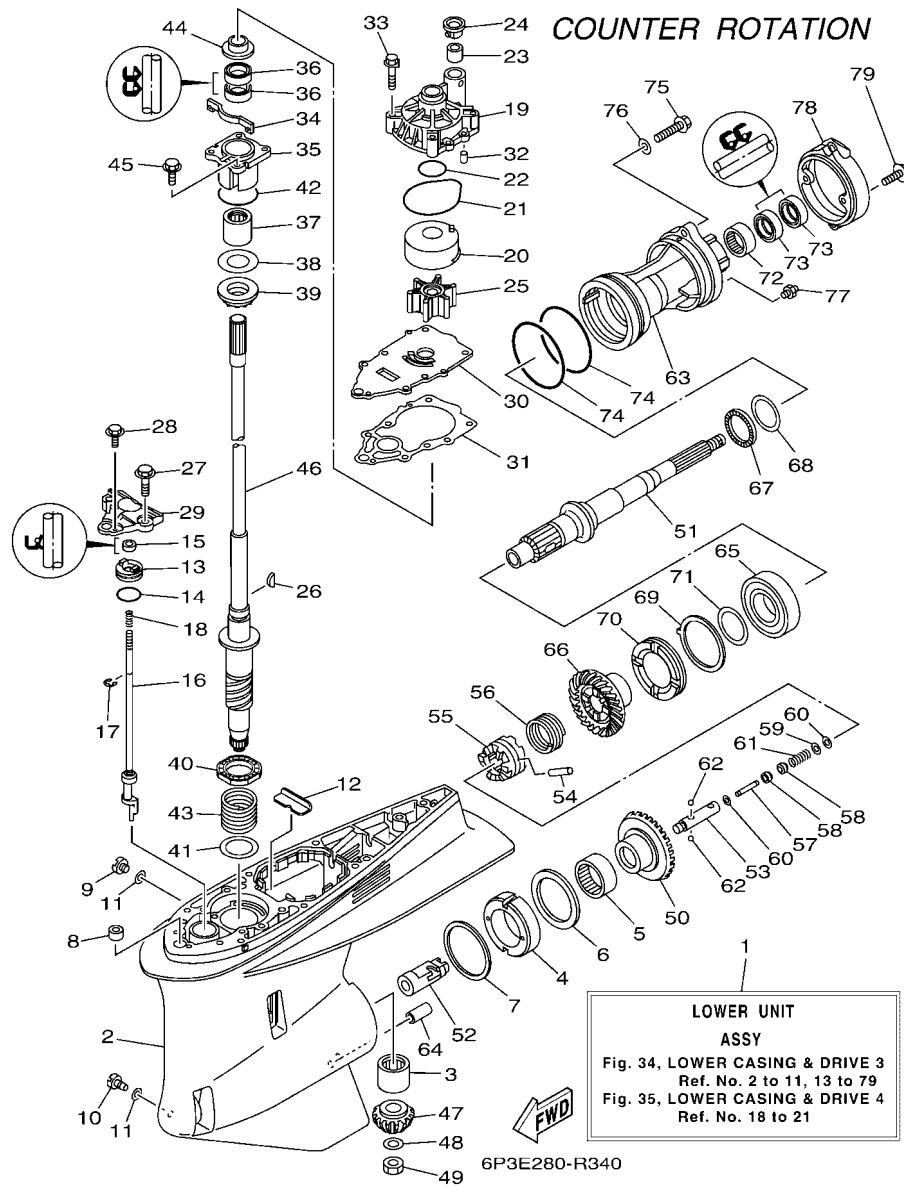
FIG. 34 LOWER CASING & DRIVE 3

CARCACA INF. E TRANSMISSAO 3



| REF. NO. | PART NO. No. PEÇA | DESCRIPTION DESCRIÇÃO | 6P2E | 6P3E | REMARKS OBSERVAÇÕES |
|----------|-------------------|--|------|------|---------------------|
| 43 | 90501-450A2 | SPRING, COMPRESSION MOLA DE COMPRESSAO | | 1 | |
| 44 | 6E5-45344-00 | COVER, OIL SEAL TAMPA DO RETENTOR DE OLEO | | 1 | |
| 45 | 97595-08525 | BOLT, WITH WASHER PARAFUSO COM ARRUELA | | 4 | |
| 46 | 6P2-45501-01 | DRIVE SHAFT COMP. EIXO DE DIRECIONAL COMPL. | | 1 | X(25.3") |
| 47 | 6P2-45551-02 | PINION (15T) PINHAO (13D) | | 1 | X(25.3") |
| 48 | 90201-16M00 | WASHER, PLATE ARRUELA PLANA | | 1 | |
| 49 | 90170-16M19 | NUT PORCA | | 1 | |
| 50 | 6P3-45560-00 | GEAR 1 (30T) ENGRENAGEM 1 (30D) | | 1 | |
| 51 | 69K-45611-00 | SHAFT, PROPELLER EIXO DA HELICE | | 1 | |
| 52 | 61B-45641-01 | SHIFTER ALTERADOR DE MUDANCA | | 1 | |
| 53 | 61A-45634-01 | SLIDE, SHIFT LAMINA DE MUDANCA | | 1 | |
| 54 | 61A-45632-00 | PIN, CROSS PINO DE ACO | | 1 | |
| 55 | 69J-45631-00 | CLUTCH, DOG ENGATE DA ENGRENAGEM | | 1 | |
| 56 | 61A-45633-00 | RING, CROSS PIN ANEL DE FIXACAO DO PINHAO | | 1 | |
| 57 | 6H1-45668-00 | SHAFT, FREE 1 EIXO DE LIVRE 1 | | 1 | |
| 58 | 61A-45635-00 | PLUNGER, SHIFT ACIONADOR DE MUDANCA | | 2 | |
| 59 | 90201-02M00 | WASHER, PLATE ARRUELA PLANA | | 1 | |
| 60 | 90183-02M03 | NUT, SPRING PORCA MOLA | | 2 | |
| 61 | 90501-10M77 | SPRING, COMPRESSION MOLA DE COMPRESSAO | | 1 | |
| 62 | 93501-04011 | BALL ESFERA | | 2 | |
| 63 | 6D1-45332-00-CA | HOUSING, BEARING ALOJAMENTO DO ROLAMENTO | | 1 | |
| 64 | 99590-10114 | PIN, DOWEL PINO GUIA | | 1 | |
| 65 | 93332-00048 | BEARING ROLAMENTO | | 1 | |
| 66 | 6P3-45571-01 | GEAR 2 (30T) ENGRENAGEM FRONTAL 2 (30D) | | 1 | |
| 67 | 93341-440U5 | BEARING ROLAMENTO | | 1 | |
| 68 | 6K1-45578-01 | SHIM (T:0.10MM) ARRUELA CALCO (T:0.10MM) | | 1 | UR |
| | 6K1-45578-10 | SHIM (T:0.12MM) ARRUELA CALCO (T:0.12MM) | | 1 | UR UR UR |

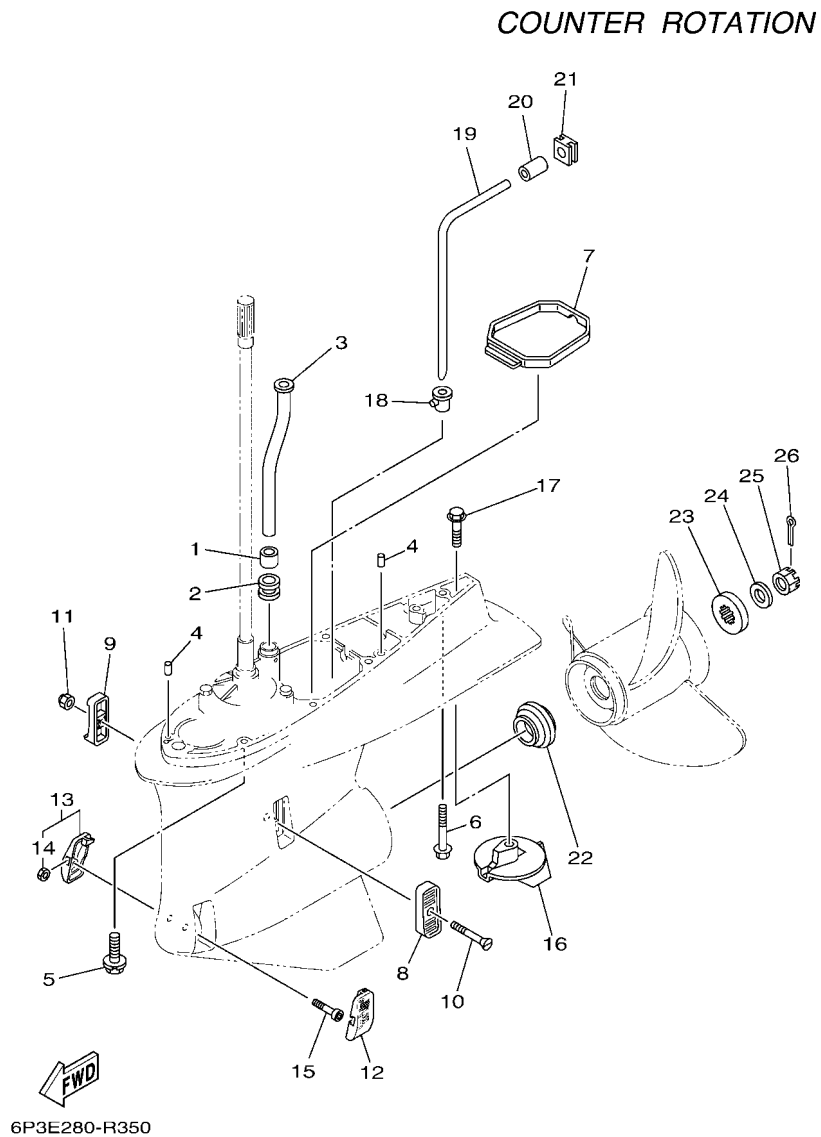
FIG. 34 LOWER CASING & DRIVE 3



| REF. NO. | PART NO. No. PEÇA | DESCRIPTION DESCRIÇÃO | 6P2E | 6P3E | REMARKS OBSERVAÇÕES |
|----------|-------------------|--|------|------|---------------------|
| 68 | 6K1-45578-20 | SHIM (T:0.15MM) ARRUELA CALCO (T:0.15MM) | | 1 | UR |
| | 6K1-45578-30 | SHIM (T:0.18MM) ARRUELA CALCO (T:0.18MM) | | 1 | UR |
| | 6K1-45578-40 | SHIM (T:0.30MM) ARRUELA CALCO (T:0.30MM) | | 1 | UR |
| | 6K1-45578-50 | SHIM (T:0.40MM) ARRUELA CALCO (T:0.40MM) | | 1 | UR |
| | 6K1-45578-60 | SHIM (T:0.50MM) ARRUELA CALCO (T:0.50MM) | | 1 | UR |
| 69 | 61B-45383-00 | WASHER, CLAW ARRUELA | | 1 | |
| 70 | 69K-45384-00 | NUT PORCA | | 1 | |
| 71 | 69K-45577-00 | SHIM (T:0.10MM) ARRUELA CALCO (T:0.10MM) | | 1 | UR |
| | 69K-45577-10 | SHIM (T:0.12MM) ARRUELA CALCO (T:0.12MM) | | 1 | UR |
| | 69K-45577-20 | SHIM (T:0.15MM) ARRUELA CALCO (T:0.15MM) | | 1 | UR |
| | 69K-45577-30 | SHIM (T:0.18MM) ARRUELA CALCO (T:0.18MM) | | 1 | UR |
| | 69K-45577-40 | SHIM (T:0.30MM) ARRUELA CALCO (T:0.30MM) | | 1 | UR |
| | 69K-45577-50 | SHIM (T:0.40MM) ARRUELA CALCO (T:0.40MM) | | 1 | UR |
| | 69K-45577-60 | SHIM (T:0.50MM) ARRUELA CALCO (T:0.50MM) | | 1 | UR |
| 72 | 93315-43064 | BEARING ROLAMENTO | | 1 | |
| 73 | 93101-30002 | OIL SEAL RETENTOR DE OLEO | | 2 | |
| 74 | 93211-04384 | O-RING ANEL DE BORRACHA | | 2 | |
| 75 | 90105-08049 | BOLT, FLANGE PARAFUSO FLANGE | | 2 | |
| 76 | 90201-08023 | WASHER, PLATE ARRUELA PLANA | | 2 | |
| 77 | 93700-09M00 | NIPPLE, GREASE NIPLE DE GRAXA | | 1 | |
| 78 | 6D0-45361-00-8D | CAP, LOWER CASING CAPA DA RABETA INFERIOR | | 1 | |
| 79 | 97595-08520 | BOLT, WITH WASHER PARAFUSO COM ARRUELA | | 2 | |

FIG. 35 LOWER CASING & DRIVE 4

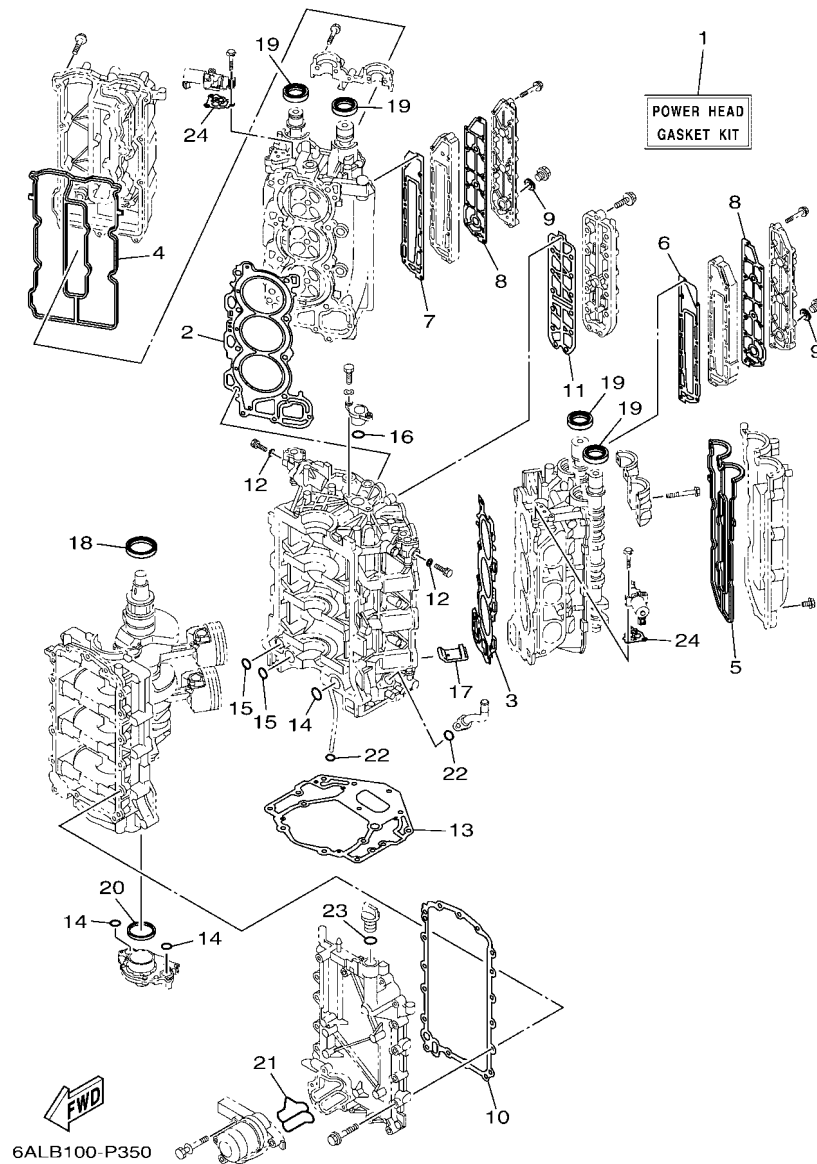
CARCACA INF. E TRANSMISSAO 4



| REF. NO. | PART NO. No. PEÇA | DESCRIPTION DESCRIÇÃO | 6P2E | 6P3E | REMARKS OBSERVAÇÕES |
|----------|-------------------|---|------|------|----------------------|
| 1 | 6E5-44365-00 | DAMPER, WATER SEAL 1 AMORTIZADOR DE BORRACHA 1 | | 1 | |
| 2 | 6E5-44366-00 | DAMPER, WATER SEAL 2 AMORTIZADOR DE BORRACHA 2 | | 1 | |
| 3 | 6S1-44361-02 | TUBE, WATER 1 TUBO DE AGUA 1 | | 1 | X(25.3") X(25.3") |
| 4 | 93608-12M05 | PIN, DOWEL PINO | | 2 | |
| 5 | 97595-10645 | BOLT, WITH WASHER PARAFUSO COM ARRUELA | | 7 | X(25.3") X(25.3") |
| 6 | 90119-10MA2 | BOLT, WITH WASHER PARAFUSO COM ARRUELA | | 1 | X(25.3") X(25.3") |
| 7 | 6D0-45375-01 | DAMPER, SEAL AMORTIZADOR DE VEDACAO | | 1 | |
| 8 | 6P2-45214-00 | COVER, WATER INLET 1 TAMPA DA ENTRADA DE AGUA 1 | | 1 | |
| 9 | 6P2-45215-00 | COVER, WATER INLET 2 TAMPA DA ENTRADA DE AGUA 2 | | 1 | |
| 10 | 90152-05M08 | SCREW, COUNTERSUNK PARAFUSO TRAMBULADOR | | 1 | |
| 11 | 90185-05002 | NUT, NYLON PORCA AUTOTRAVANTE | | 1 | |
| 12 | 6CE-45224-00 | COVER, WATER INLET 3 TAMPA DA ENTRADA DE AGUA 3 | | 1 | |
| 13 | 6CE-45225-00 | COVER, WATER INLET 4 TAMPA DA ENTRADA DE AGUA 4 | | 1 | |
| 14 | 90185-05002 | NUT, NYLON PORCA AUTOTRAVANTE | | 1 | |
| 15 | 90110-05039 | BOLT, HEXAGON SOCKET HEAD PARAFUSO HEXAGONAL INTERNO | | 1 | |
| 16 | 61A-45371-00 | TAB-TRIM ESTABILIZADOR DE DIRECAO | | 1 | |
| 17 | 90105-10M00 | BOLT, FLANGE PARAFUSO FLANGE | | 1 | |
| 18 | 6D0-44367-00 | DAMPER, WATER SEAL 3 AMORTIZADOR DE BORRACHA 3 | | 1 | |
| 19 | 6D0-44362-01 | TUBE, WATER 2 TUBO DE AGUA 2 | | 1 | |
| 20 | 6D0-44365-00 | DAMPER, WATER SEAL 1 AMORTIZADOR DE BORRACHA 1 | | 1 | |
| 21 | 6D0-44366-00 | DAMPER, WATER SEAL 2 AMORTIZADOR DE BORRACHA 2 | | 1 | |
| 22 | 69J-45987-00 | SPACER 1 ESPACADOR 1 | | 1 | |
| 23 | 688-45997-01 | SPACER 2 ESPACADOR 2 | | 1 | |
| 24 | 92990-18200 | WASHER ARRUELA | | 1 | |
| 25 | 90171-18M04 | NUT, CASTLE PORCA CASTELO | | 1 | |
| 26 | 91490-40030 | PIN, COTTER CONTRAPINO | | 1 | |

FIG. 39 REPAIR KIT 1

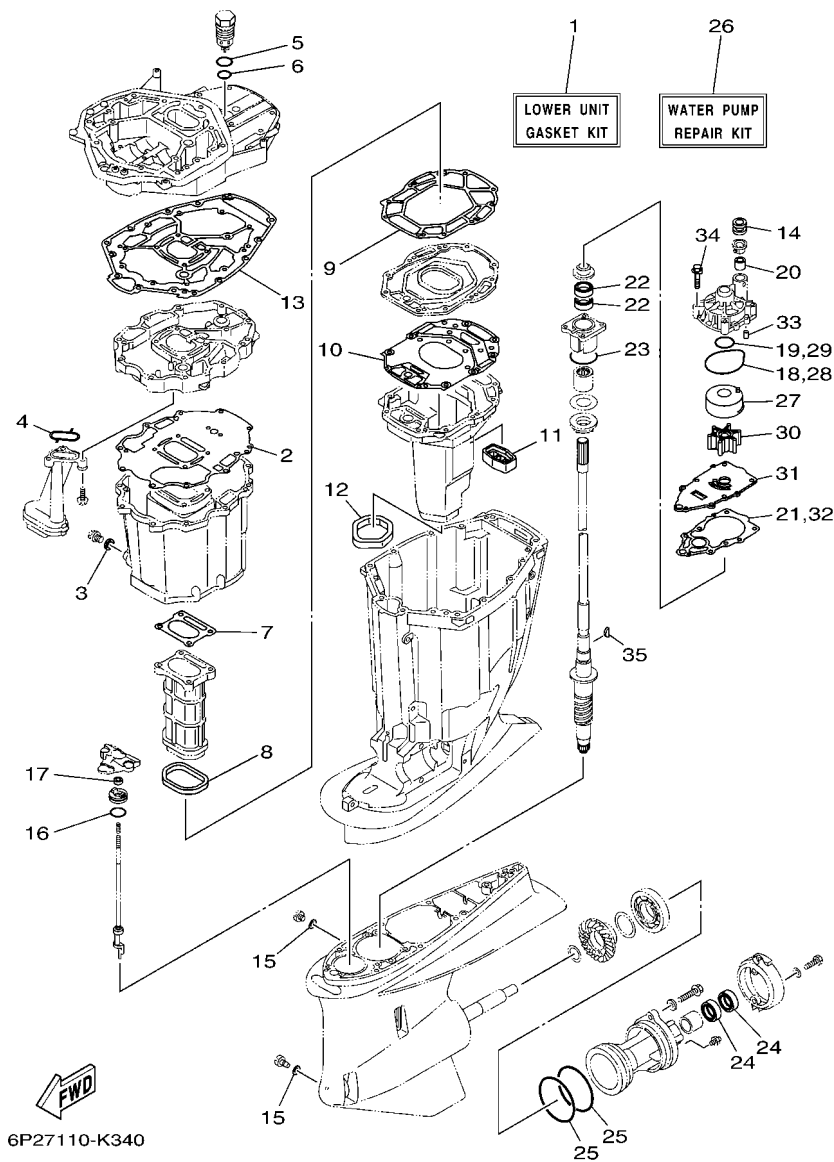
KIT DE REPARO 1



| REF. NO. | PART NO. No. PEÇA | DESCRIPTION DESCRIÇÃO | 6P2E | 6P3F | REMARKS OBSERVAÇÕES |
|----------|-------------------|---|------|------|---------------------|
| 1 | 6P2-W0001-03 | POWER HEAD GASKET KIT KIT DE GAXETAS DO CABECOTE | 1 | 1 | |
| 2 | 6P2-11181-00 | .GASKET, CYLINDER HEAD 1 .GAXETA, CABECOTE DO CILINDRO 1 | 1 | 1 | |
| 3 | 6P2-11182-00 | .GASKET, CYLINDER HEAD 2 .GAXETA CABECOTE DO CILINDRO 2 | 1 | 1 | |
| 4 | 6P2-11193-00 | .GASKET, HEAD COVER 1 .GAXETA DA TAMPA DO CABECOTE 1 | 1 | 1 | |
| 5 | 6P2-11194-00 | .GASKET, HEAD COVER 2 .GAXETA DO CABECOTE DO CILINDRO | 1 | 1 | |
| 6 | 6P2-41112-00 | .GASKET, EXHAUST INNER COVER .GAXETA TAMPA INTERNA DO ESCAPE | 1 | 1 | |
| 7 | 6P2-41122-00 | .GASKET, EXHAUST INNER COVER .GAXETA TAMPA INTERNA DO ESCAPE | 1 | 1 | |
| 8 | 6P2-41114-00 | .GASKET, EXHAUST OUTER COVER .GAXETA TAMPA EXTERNA DO ESCAPE | 2 | 2 | |
| 9 | 90201-186F1 | .WASHER, PLATE .ARRUELA PLANA | 2 | 2 | |
| 10 | 69J-15451-00 | .GASKET, CRANKCASE COVER 1 .GAXETA DA TAMPA DA CARCACA 1 | 1 | 1 | |
| 11 | 6P2-1131B-00 | .GASKET, COVER .GAXETA DA TAMPA | 1 | 1 | |
| 12 | 90430-05002 | .GASKET .GAXETA | 2 | 2 | |
| 13 | 69J-11351-11 | .GASKET, CYLINDER .GAXETA DO CILINDRO | 1 | 1 | |
| 14 | 93210-25552 | .O-RING .ANEL DE BORRACHA | 3 | 3 | |
| 15 | 93210-19MJ1 | .O-RING .ANEL DE BORRACHA | 2 | 2 | |
| 16 | 93210-25647 | .O-RING .ANEL DE BORRACHA | 1 | 1 | |
| 17 | 69J-14664-00 | .GROMMET, WATER SHUT .ILHO | 2 | 2 | |
| 18 | 93102-63004 | .OIL SEAL .RETENTOR DE OLEO | 1 | 1 | |
| 19 | 93102-38008 | .OIL SEAL .RETENTOR DE OLEO | 4 | 4 | |
| 20 | 69J-11355-00 | .SEAL, CYLINDER 1 .VEDACAO DO CILINDRO 1 | 1 | 1 | |
| 21 | 6P2-13477-00 | .GASKET .GAXETA | 1 | 1 | |
| 22 | 93210-19MJ3 | .O-RING .ANEL DE BORRACHA | 2 | 2 | |
| 23 | 93210-24M79 | .O-RING .ANEL DE BORRACHA | 1 | 1 | |
| 24 | 6CB-1242F-00 | .GASKET, FILTER .GAXETA DO FILTRO | 2 | 2 | |

FIG. 40 REPAIR KIT 2

KIT DE REPARO 2



6P27110-K340

| REF. NO. | PART NO. No. PEÇA | DESCRIPTION DESCRIÇÃO | 6P2E | 6P3F | REMARKS OBSERVAÇÕES |
|----------|-------------------|--|------|------|---------------------|
| 1 | 6P2-W0001-30 | LOWER UNIT GASKET KIT KIT DE GAXETAS UNIDADE INF. | 1 | 1 | |
| 2 | 69J-15312-01 | .GASKET, OIL PAN .GAXETA DA CAPA DO OLEO | 1 | 1 | |
| 3 | 90430-14M09 | .GASKET .GAXETA | 1 | 1 | |
| 4 | 69J-13415-00 | .SEAL, OIL STRAINER .VEDACAO DO FILTRADOR DE OLEO | 1 | 1 | |
| 5 | 93210-347A1 | .O-RING .ANEL DE BORRACHA | 1 | 1 | |
| 6 | 93210-28543 | .O-RING .ANEL DE BORRACHA | 1 | 1 | |
| 7 | 6P2-41134-00 | .GASKET, EXHAUST MANIFOLD .GAXETA DO MULTIPLO DE ESCAPE | 1 | 1 | |
| 8 | 69J-41138-00 | .SEAL, EXT. 1 .VEDACAO DO ESCAPE 1 | 1 | 1 | |
| 9 | 69J-41135-A0 | .GASKET, EXHAUST MANIFOLD .GAXETA DO MULTIPLO DE ESCAPE | 1 | 1 | |
| 10 | 6S1-41136-00 | .GASKET, EXHAUST MANIFOLD 4 .GAXETA DO MULTIPLO DE ESCAPE 4 | 1 | 1 | |
| 11 | 69J-45127-00 | .SEAL .RETENTOR DE BORRACHA | 1 | 1 | |
| 12 | 69J-45123-00 | .GASKET, MUFFLER .GAXETA DO SILENCIADOR | 1 | 1 | |
| 13 | 69J-45113-20 | .GASKET, UPPER CASING .GAXETA DA CAIXA SUPERIOR | 1 | 1 | |
| 14 | 6E5-44366-00 | .DAMPER, WATER SEAL 2 .AMORTIZADOR DE BORRACHA 2 | 1 | 1 | |
| 15 | 90430-08003 | .GASKET .GAXETA | 2 | 2 | |
| 16 | 93210-33M49 | .O-RING .ANEL DE BORRACHA | 1 | 1 | |
| 17 | 93106-09014 | .OIL SEAL .RETENTOR DE OLEO | 1 | 1 | |
| 18 | 93210-86M38 | .O-RING .ANEL DE BORRACHA | 1 | 1 | |
| 19 | 93210-37160 | .O-RING .ANEL DE BORRACHA | 1 | 1 | |
| 20 | 6E5-44365-00 | .DAMPER, WATER SEAL 1 .AMORTIZADOR DE BORRACHA 1 | 1 | 1 | |
| 21 | 60X-44315-A0 | .GASKET, WATER PUMP .GAXETA DA BOMBA D'AGUA | 1 | 1 | |
| 22 | 93101-28M16 | .OIL SEAL .RETENTOR DE OLEO | 2 | 2 | |
| 23 | 93210-55M14 | .O-RING .ANEL DE BORRACHA | 1 | 1 | |
| 24 | 93101-30002 | .OIL SEAL .RETENTOR DE OLEO | 2 | 2 | |
| 25 | 93211-04384 | .O-RING .ANEL DE BORRACHA | 2 | 2 | |
| 26 | 6P2-W0078-00 | WATER PUMP REPAIR KIT JOGO DE REPARO DA BOMBA D'AGUA | 1 | 1 | |
| 27 | 61A-44322-02 | .INSERT, CARTRIDGE .INSERTO DA BOMBA D'AGUA | 1 | 1 | |

